

ISSUING CARRIER

Frontier Dallas TX Fiber 1 LLC
21 West Avenue, Spencerport, New York 14559

CONCURRING CARRIERS

None

CONNECTING CARRIERS

None

OTHER PARTICIPATING CARRIERS

None

REFERENCE TO TECHNICAL PUBLICATIONS

Reference is made in this Price Guide to the following Technical Publications:

National Exchange Carriers Association Tariff FCC No. 4
Group Manager - Tariff Administration
100 South Jefferson Road
Whippany, New Jersey 07981

- | | | |
|--|-----|--|
| Section 2.5 | (1) | NECA Technical Reference Publication AS No. 1 - Issued March 1984; entire issue |
| Sections 4.2.15,
5.1.5, 5.2, 5.3,
5.4.2(A),
5.4.2(B), and 6.6(B)(1) | (2) | GTE Technical Interface Reference Manual, Issue 2 - Issued August, 1984, Revised December 1985; Section 7000 |
| Section 5.4.1(E) | (1) | AT&T Technical Reference Publication 41014 – Issued February, 1978; entire issue |
| Section 3.2.6(D),
3.2.2, 3.2.7, 4.2.16(B),
4.2.16(C), and 4.6.4 | (2) | GTE Service Corporation Telephone Operations - Traffic Grade of Service Standards, Issued April, 1985; entire issue |
| Section 4.2.3 (A)(5)
2.7(A) | (1) | Multiple Exchange Carrier Access Billing (MECAB) guidelines Issue 2 - Issued December, 1991. |
| Section 2.7(A) | (1) | Multiple Exchange Carrier Order and Design (MECOD) guidelines Version 3 - Issued November, 1989. |
| Section 4.2.5,
(A)(B), (A)(C), and (A)(D) | (3) | Bellcore Technical Reference Publication TR-TSV-000905, Issue 1, August 1989 |
| Section 8.2.5(E)(8) | (4) | MCS Manual 3-1-1 "Telecommunications Service Priority (TSP) System for National Security Emergency Preparedness (NSEP) Service User Manual", dated July 9, 1990. |
| Section 8.2.5(F)(4) | (4) | MCS Handbook 3-1-2 "Telecommunications Service Priority (TSP) System for National Security Emergency Preparedness (NSEP) Service Vendor Handbook", dated July 9, 1990. |

- (1) Available from Literary Data Center, Inc., G.P.O. Box C-9014, Brooklyn, New York 11202.
- (2) Available from GTE Practices Group, GTE Service Corporation, Education and Support Department, P.O. Box 8300, 3050 Harrodsburg Rd., Lexington, Kentucky 40533.
- (3) Available from Bellcore, Customer Service, 60 New England Avenue, Room 18252, Piscataway, New Jersey, 08854-4196.
- (4) Available from Government Printing Office, Superintendent of Documentation, Document Control Branch, 941 North Capitol Street, N.E., Washington, DC 20401.

EXPLANATION OF SYMBOLS

- (C) to denote a change in regulations
- (D) to denote discontinued rates or regulations
- (E) to denote the correction of an error made during a revision (the revision which resulted in the error must be one connected to some material contained in the Price Guide prior to the revision)
- (I) to denote a rate increase
- (N) to denote a new rate or regulation
- (R) to denote a rate reduction
- (T) to denote a change in text, but no change in rate or regulation

TABLE OF CONTENTS

<u>Section</u>	<u>Description</u>
Title Page	TITLE PAGE REFERENCE TO TECHNICAL PUBLICATIONS EXPLANATION OF SYMBOLS
TOC	TABLE OF CONTENTS
1	APPLICATION OF PRICE GUIDE
2	GENERAL REGULATIONS
	2.1 Undertaking of the Telephone Company
	2.2 Use
	2.3 Obligation of the Customer
	2.4 Payment Arrangements and Credit Allowances
	2.5 Connections
	2.6 Definitions
	2.7 FSA Services Provided by More Than One Telephone Company
	2.8 Public Service Multimedia Communications
	2.9 Texas Universal Service Fund (TX USF) Charge
3	ORDERING OPTIONS FOR FSA
	3.1 General
	3.2 Access Service Request (ASR)
	3.3 Access Service Requests for Services Provided by More Than One Telephone Company
4	SWITCHED ACCESS
	4.1 General
	4.2 Description of Switched Access
	4.3 Obligations of the IC
	4.4 Payment Arrangements and Credit Allowances
	4.5 Rates and Charge Regulations
	4.6 Rates and Charges

TABLE OF CONTENTS

<u>Section</u>	<u>Description</u>
5	SPECIAL ACCESS
5.1.	General
5.2	Description of Special Access
5.3	Description of Terminating Arrangements
5.4	Description of Supplemental Features
5.5	Description of Multiplexing
5.6	Rate Regulations
5.7	Rates and Charges
5.8	Miscellaneous Special Access Services
5.9	Special Access Cross Connect for EIS
6	MISCELLANEOUS SERVICES
6.1	General
6.2	Additional Labor
6.3	Maintenance of Service Charge
6.4	End User Equal Access
6.6	Additional Testing
6.7	Telecommunications Service Priority (TSP) System
7	SPECIALIZED FSA OR ARRANGEMENTS
7.1	General
7.2	Rates and Charges
8	ANCILLARY AND MISCELLANEOUS SERVICES
8.1	Ancillary Services
9	SPECIAL FACILITIES ROUTING OF FSA
9.1	Description of Special Facilities Routing of FSA
9.2	Rates and Charges

TABLE OF CONTENTS

<u>Section</u>	<u>Description</u>
10	SPECIAL CONSTRUCTION
	10.1 General
	10.2 Liabilities, Charges and Payments
	10.3 Deferral of the in-Service of FSA
11	SPECIAL FEDERAL GOVERNMENT FSA
	11.1 General
	11.2 Emergency Conditions
	11.3 Intervals to Provide FSA
	11.4 Safeguarding of FSA
	11.6 Federal Government Regulations
	11.7 FSA Offerings to the Federal Government
12	CARRIER COMMON LINE SERVICE
	12.1 General
	12.2 Description of Carrier Common Line Access
	12.3 Obligation of the Customer
	12.4 Rate Regulations
	12.5 Rates and Charges
13	ADVANCED COMMUNICATIONS NETWORKS
	13.1 General
	13.2 Reserved for Future Use
	13.3 Transparent LAN Service (TLS)
14	EXPANDED INTERNCONNECTION SERVICES
	14.1 Service Description
	14.2 Provision of EIS
	14.3 Obligations of the Customer
	14.4 Discontinuance of Service
	14.5 Ordering Options for EIS
	14.6 Conversion of Existing Collocated Arrangements
	14.7 Virtual EIS
	14.8 Rate Regulations
	14.9 Virtual EIS Rates and Charges

1. APPLICATION OF PRICE GUIDE

- 1.1 This Price Guide contains regulations, rates and charges applicable to Carrier Common Line, Switched Access, Special Access, and Expanded Interconnection Service, or in combination, as Facilities for State Access, hereinafter referred to as FSA, provided by Frontier Southwest Incorporated d/b/a Frontier Communications of Texas, hereinafter referred to as the Telephone Company, to customers. This Price Guide further provides for ancillary and miscellaneous services. This Price Guide does not apply to other services offered by this Telephone Company.
- 1.2 Regulations, rates and charges as specified in this Price Guide apply to FSA and shall not serve as a substitute for IC Price Guide offerings of services to end users. The provision of such FSA by the Company as set forth in this Price Guide does not constitute a joint undertaking with the IC for the furnishing of any service.

2. GENERAL REGULATIONS

2.1 Undertaking of the Telephone Company

2.1.1 Scope

- (A) The Telephone Company does not undertake to transmit messages or offer a telecommunications service under this Price Guide.
- (B) The Telephone Company shall be responsible only for the installation, operation, and maintenance of the services which it provides.
- (C) The Telephone Company will, for maintenance purposes, test its FSA only to the extent necessary to detect and/or clear troubles. Testing beyond normal parameters will be done as described in Section 6.
- (D) FSA are provided twenty-four hours daily, seven days per week.

2.1.2 Limitations

- (A) The customer may not assign or transfer the use of FSA provided under this Price Guide except that, where there is no interruption of use or relocation of the FSA, such assignment or transfer may be made to:
 - (1) another customer, whether an individual, partnership, association or corporation, provided the assignee or transferee assumes all outstanding indebtedness for such FSA, and the unexpired portion of the minimum period and the termination liability applicable to such FSA, if any; or
 - (2) a court appointed receiver, trustee or other person acting pursuant to law in bankruptcy, receivership, reorganization, insolvency, liquidation or other similar proceedings, provided the assignee or transferee assumes the unexpired portion of the minimum period and the termination liability applicable to such FSA, if any.

2. GENERAL REGULATIONS

2.1 Undertaking of the Telephone Company (Cont'd)

2.1.2 Limitations (Cont'd)

In all cases of assignment or transfer, the written acknowledgement of the Telephone Company is required prior to such assignment or transfer which acknowledgment shall be made within 15 days from the receipt of notification. All regulations and conditions contained in this Price Guide shall apply to such assignee or transferee.

The assignment or transfer of FSA does not relieve or discharge the assignor or transferor from remaining jointly or severally liable with the assignee or transferee for any obligations existing at the time of the assignment or transfer.

- (A) The emergency provisioning and restoration of FSA shall be in accordance with Part 64, Subpart D, Paragraph 64.401, of the FCC's Rules and Regulations. Section 6.7 describes the service arrangement.
- (B) The Telephone Company does not warrant that its facilities and services meet standards other than those set forth in this Price Guide.

2.1.3 Liability

- (A) The Telephone Company's liability, if any, for willful misconduct is not limited by this Price Guide. With respect to any other claim or suit by a customer for damages associated with the installation, provision, termination, maintenance, repair or restoration of FSA, and subject to the provisions of (B) through (D) following, the Telephone Company's liability, if any, shall not exceed an amount equal to the proportionate charge for the FSA for the period during which the provision of FSA was affected. This liability for damages shall be in addition to any amounts that may otherwise be due the customer under this Price Guide as a credit allowance for a provision of FSA interruption.
- (B) The Telephone Company shall not be liable for any act or omission of any other carrier or customer providing a portion of a service, nor shall the Telephone Company, for its own act or omission, hold liable any other carrier or customer providing a portion of a service.

2. GENERAL REGULATIONS

2.1 Undertaking of the Telephone Company (Cont'd)

2.1.3 Liability (Cont'd)

- (C) The Telephone Company shall be indemnified, defended and held harmless by the customer against any claim, loss or damage arising from the use of FSA offered under this Price Guide. The foregoing indemnity shall issue on the customer separately, each being responsible for its own acts and omissions, involving:
 - (1) Claims for liable, slander, invasion of privacy, or infringement of copyright arising from any communications;
 - (2) Claims for patent infringement arising from combining or using the FSA furnished by the Telephone Company in connection with facilities or equipment furnished by the customer; or
 - (3) All other claims arising out of any act or omission of the customer in the course of using FSA provided pursuant to this Price Guide.
- (D) The Telephone Company does not guarantee or make any warranty with respect to its FSA when used in an explosive atmosphere. The Telephone Company shall be indemnified, defended and held harmless by the customer from any and all claims by any person relating to the FSA so provided. The foregoing indemnity shall issue on the customer separately, each being responsible for its own acts and omissions.
- (E) Except in the case of willful misconduct, under no circumstances whatever shall the Telephone Company be liable for indirect, incidental, special or consequential damages; and this disclaimer shall be effective notwithstanding any other provisions hereof.
- (F) No license under patents is granted by the Telephone Company to the customer or shall be implied or arise by estoppel in the customer's favor with respect to any circuit, apparatus, system or method used by the customer in connection with FSA provided under this Price Guide. With respect to claims of patent infringement made by third persons, the Telephone Company will defend, indemnify, protect and save harmless the customer from and against all claims arising out of the use by the customer of FSA provided under this Price Guide.
- (G) The Telephone Company's failure to provide or maintain FSA under this Price Guide shall be excused by labor difficulties, governmental orders, civil commotions, acts of God and other circumstances beyond the Telephone Company's reasonable control, subject to the interruption allowance provisions of following.
- (H) The Telephone Company shall reimburse the customer for damages to premises or equipment of the customer resulting from the provision of FSA by the Telephone Company on such premises, or by the installation or removal thereof, caused by the negligence or willful act of the Telephone Company.

2. GENERAL REGULATIONS

2.1 Undertaking of the Telephone Company (Cont'd)

2.1.4 Provision of FSA

- (A) The Telephone Company, to the extent that such FSA are or can be made available with reasonable effort, and after provisions have been made for the Telephone Company's local service, will provide to the customer, upon reasonable notice, FSA offered in other applicable sections of this Price Guide at rates and charges specified therein.
- (B) FSA provided to a customer under this Price Guide may be connected directly to customer facilities and/or may be connected to access facilities of another telephone company or companies in the joint provision of state access.

2.1.5 Installation and Termination of FSA

The FSA provided under this Price Guide (A) will include any entrance cable or drop wiring and wire or intrabuilding cable to that point where provision is made for termination of the Telephone Company's outside distribution network facilities at a suitable location inside a customer-designated premises, and (B) will be installed by the Telephone Company to such point of termination.

2.1.6 Maintenance of FSA

- (A) The FSA provided under this Price Guide shall be maintained by the Telephone Company. The customer or others may not rearrange, move, disconnect, remove or attempt to repair any FSA provided by the Telephone Company other than by connection or disconnection to any interface means used, except with the written consent of the Telephone Company.
- (B) Customer provided transmission facilities and equipment terminating in the Telephone Company wire center, access tandem, manhole or similar location for purposes of virtual Expanded Interconnection Service (EIS), as set forth in Section 14, will be maintained by the Telephone Company.

2.1.7 Changes and Substitutions

Except as provided for equipment and systems subject to Part 68 of the FCC Rules and Regulations in 47 C.F.R. paragraph 68.110(b), the Telephone Company may, where such action is reasonably required in the operation of its business, substitute, change, or rearrange any telephone plant used in providing FSA under this Price Guide, change minimum network protection criteria, change operating or maintenance characteristics of facilities, or change operations or procedures of the Telephone Company. In case of any such substitution, change or rearrangement, the facility parameters will be within generally accepted standards. The Telephone Company shall not be responsible if any such substitution, change or rearrangement renders any customer furnished services obsolete or requires modification or alteration thereof or otherwise affects their use or performance.

If such substitution, changes or rearrangements materially affect the operating characteristics of the FSA the Telephone Company will notify the customer in writing and work cooperatively with the customer relative to changes required to the FSA.

2. GENERAL REGULATIONS

2.1 Undertaking of the Telephone Company (Cont'd)

2.1.7 Changes and Substitutions (Cont'd)

Notification will be given as follows:

- Should a major change occur, the Telephone Company shall notify the customer at least one year in advance. A major change is described as any change in telephone plant which will affect the technical parameters of the interface (e.g., level, impedance, signaling, interface, bandwidth, two-wire, four-wire, etc.).
- Should a minor change occur, the Telephone Company shall notify the customer at least thirty days in advance. A minor change is described as any change in telephone plant which will not affect the technical parameters of the interface (e.g., level, impedance, signaling, interface, bandwidth, two-wire, four-wire, etc.).

The Telephone Company will work cooperatively with the customer relative to the redesign and implementation required by the change in operating characteristics.

2.1.8 Discontinuance and Refusal of FSA

- (A) Unless the provisions of 2.2 or 2.5.1 apply, if the customer fails to comply with the provisions of 2.1.6, 2.3.1, and 2.4.1(D), or if applicable, 2.5.3, 2.5.4, 14.3.4, and 14.7.6(D), including any payments to be made by it on the dates or at the times herein specified, and fails within thirty (30) days after written notice by certified mail from the Telephone Company to a person designated by the customer to correct such noncompliance, the Telephone Company may discontinue the provision of the FSA to the noncomplying customer. In case of such discontinuance, all applicable charges shall become due.
- (B) If the customer repeatedly fails to comply with the provisions of this Price Guide in connection with the provision of a FSA or group of FSA and fails to correct such course of action after notice as set forth in (A) preceding, the Telephone Company may refuse applications for additional FSA to the noncomplying customer until the course of action is corrected.
- (C) If the National Exchange Carrier Association, Inc., notifies the Telephone Company that the Customer has failed to comply with Section 8 of the National Exchange Carrier Association, Inc., Tariff FCC No. 5 (Lifeline Assistance and Universal Service Fund charges) including any Customer's failure to make payments on the date and times specified therein, the Telephone Company, may on thirty days' written notice to the Customer by Certified U.S. Mail, take any of the following actions: (1) refuse additional applications for service, (2) refuse to complete any pending orders for service, and/or (3) discontinue the provision of service to the Customer. In the case of discontinuance, all applicable charges including termination charges, shall become due.

2. GENERAL REGULATIONS

2.1 Undertaking of the Telephone Company (Cont'd)

2.1.9 Limitation of Use of Metallic Facilities

Except for loop and duplex (DX) type signaling, metallic facilities shall not be used for ground return or split pair operation. Signals applied to the metallic facility shall conform to minimum protection criteria for direct electrical connections as set forth in Part 68 of the FCC Rules and Regulations.

Metallic Service will be provided only where facilities are available, as determined by Frontier in its sole discretion.

2.2 Use

2.2.1 Interference or Impairment

(A) The characteristics and methods of operation of any circuits, facilities or equipment provided by other than the Telephone Company, including customer transmission equipment and facilities used with EIS, and associated with the FSA provided under this Price Guide shall not interfere with or impair service over any facilities of the Telephone Company, its affiliated companies, or its connecting and concurring carriers or other telephone companies involved in its services, cause damage to their plant, impair the privacy of any communications carried over their facilities or create hazards to their employees or to the public.

(B) Except as provided for equipment or systems subject to Part 68 of the FCC Rules and Regulations in 47 C.F.R. Paragraph 68.108, if such characteristics or methods of operation are not in accordance with (A) preceding, the Telephone Company will, where practicable, notify the customer that temporary discontinuance of the use of FSA may be required; however, where prior notice is not practicable, nothing contained herein shall be deemed to preclude the Telephone Company's right to temporarily discontinue forthwith the use of FSA if such action is reasonable in the circumstances. In case of such temporary discontinuance the customer will be promptly notified and afforded the opportunity to correct the condition which gave rise to the temporary discontinuance. During such period of temporary discontinuance, allowance for interruption of FSA as set forth in 2.4.4 following is not applicable.

2.2.2 Unlawful Use of FSA

The FSA are furnished subject to the condition that they will not be used for an unlawful purpose. FSA will be discontinued if any law enforcement agency, acting within its apparent jurisdiction, advises in writing that such FSA are being used in violation of law. The Company will refuse to furnish FSA when it has reasonable grounds to believe that such FSA will be used in violation of law.

2. GENERAL REGULATIONS

2.3 Obligation of the Customer

2.3.1 Damages

The customer shall reimburse the Telephone Company for damages to the Telephone Company facilities utilized to provide FSA under this Price Guide caused by the negligence or willful act of the customer or resulting from the customer's improper use of the Telephone Company facilities, or due to malfunction of any facilities or equipment provided by other than the Telephone Company. Nothing in the foregoing provision shall be interpreted to hold one customer liable for another customer's actions. The Telephone Company will, upon reimbursement for damages, cooperate with the customer in prosecuting a claim against the person causing such damage and the customer shall be subrogated to the right of recovery by the Telephone Company for the damages to the extent of such payment. The amount of reimbursement shall be the actual cost of repair to the damaged facilities including labor costs as specified in 6.2 following.

2.3.2 Theft

The customer shall reimburse the Telephone Company for any loss through theft of facilities, apparatus, or equipment utilized to provide FSA under this Price Guide at the customer designated location or at the end user's premises. The amount of reimbursement shall be the actual cost for replacement of facilities, apparatus, or equipment lost, plus labor costs as specified in 6.2 following.

2.3.3 Equipment Space and Power

The customer shall furnish or arrange to have furnished to the Telephone Company at no charge, equipment space and electrical power required by the Telephone Company to provide FSA under this Price Guide at the points of termination of such FSA. The equipment space provided shall meet industry standard environmental conditions. The selection of AC or DC power shall be mutually agreed to by the customer and the Telephone Company. The customer shall also make necessary arrangements in order that the Telephone Company will have access to such spaces at reasonable times for installing, repairing or removing facilities of the Telephone Company.

2.3.4 Space and Power for Expanded Interconnection Service

Where available, the Telephone Company shall make available wire center floor or access tandem space and electrical power required by the customer for the provision of Expanded Interconnection Services at charges set forth in Section 14.

2. GENERAL REGULATIONS

2.3 Obligation of the Customer (Cont'd)

2.3.5 Availability for Testing

The FSA provided under this Price Guide shall be available to the Telephone Company at times mutually agreed upon in order to permit the Telephone Company to make tests and adjustments appropriate for maintaining the FSA, in satisfactory operating condition. Such tests and adjustments shall be completed within a reasonable time. No credit will be allowed for any interruptions involved during such tests and adjustments.

2.3.6 Balance

All signals for transmission over the FSA provided under this Price Guide shall be delivered by the customer balanced to ground except for ground start and duplex (DX).

2.3.7 Design of Customer Services

Subject to the provisions of 2.1.7 preceding, the customer shall be solely responsible at its expense for the overall design of its services. The customer shall be responsible at its own expense, for any redesigning or rearrangement of its services which may be required because of changes in FSA, operations or procedures of the Telephone Company, minimum network protection criteria or operating or maintenance characteristics of the FSA.

2.3.8 References to Telephone Company

The customer may advise its end users that certain FSA are provided by the Telephone Company in connection with the service the customer furnishes to its end user; however, the customer shall not represent that the Telephone Company jointly participate in the customer's services.

2.3.9 Claims and Demands for Damages

(A) With respect to claims of patent infringement made by third persons, the customer shall defend, indemnify, protect and save harmless the Telephone Company from and against all claims arising out of the combining with, or use in connection with, the FSA provided under this Price Guide, any circuit, apparatus, system or method provided by the IC or its end users.

2. GENERAL REGULATIONS

2.3 Obligation of the Customer (Cont'd)

2.3.9 Claims and Demands for Damages (Cont'd)

- (B) The customer shall defend, indemnify and save harmless the Telephone Company from and against suits, claims, and demands by third persons arising out of the construction, installation, operation, maintenance, or removal of the customer's circuits, facilities, or equipment connected to the Telephone Company's FSA provided under this Price Guide including, without limitation, Workmen's Compensation claims, actions for infringement of copyright and/or unauthorized use of program material, libel and slander actions based on the content of communications transmitted over the customer's circuits, facilities or equipment, and proceedings to recover taxes, fines, or penalties for failure of the customer to obtain or maintain in effect any necessary certificates, permits, licenses or other authority to acquire or operate the FSA provided under this Price Guide; provided, however, the foregoing indemnification shall not apply to suits, claims, and demands to recover damages for damage to property, death, or personal injury unless such suits, claims or demands are based on the tortuous conduct of the customer, its officers, agents or employees.

2.3.10 Coordination with Respect to Network Contingencies

The customer shall, in cooperation with the Telephone Company, coordinate in planning the actions to be taken to maintain maximum network capability following natural or man-made disasters which affect telecommunications services.

(A) Scope

- (1) VoIP-PSTN Traffic is defined as traffic exchanged between a Frontier end user and the customer in time division multiplexing ("TDM") format that originates and/or terminates in Internet protocol ("IP") format. This section, 2.3.14, governs the identification of VoIP-PSTN Traffic that is required to be compensated at interstate access rates by the Federal Communications Commission in its Report and Order in WC Docket Nos. 10-90, etc., FCC Release No. 11-161 (Nov. 18, 2011) ("Order") as modified by its Second Order on Reconsideration, FCC Release No. 12-47 (Apr. 25, 2012), and as codified in 47 C.F.R. § 51.319 ("Reconsideration Order"), and unless Frontier and the customer have agreed otherwise. Specifically, this section establishes the method of separating such traffic (referred to in this Price Guide as "Relevant VoIP-PSTN Traffic") from the customer's traditional intrastate access traffic, so that such Relevant VoIP-PSTN Traffic can be billed in accordance with the FCC Orders.
- (2) This section will be applied to the billing of switched access charges to a customer that is a local exchange carrier only to the extent that the customer has also implemented billing of interstate access charges for Relevant VoIP-PSTN Traffic in accordance with the FCC Order.

2. GENERAL REGULATIONS

2.3 Obligation of the Customer (Cont'd)

2.3.11 Identification and Rating of VoIP-PSTN Traffic

(B) Rating of VoIP-PSTN Traffic

The Relevant VoIP-PSTN Traffic identified in accordance with this Price Guide section will be billed at rates equal to Frontier's applicable Price Guide interstate switched access rates as provided in ISG 15 and FCC 14 Section 4. Intrastate access minutes of use not required to be billed at interstate rates pursuant to this section, will be billed in accordance with the other rate provisions of this Price Guide (absent an agreement between Frontier and the customer on a different compensation mechanism).

(T)

(C) Calculation and Application of Percent-VoIP-Usage Factor

Frontier will determine the number of Relevant VoIP-PSTN Traffic minutes of use ("MOU") to which interstate rates will be applied under subsection (B), above, through the use of a Percent VoIP Usage ("PVU") factor, which in turn will be based on a PVU-C factor and a PVU-V factor. These factors will be derived and applied as set forth below. The PVU-V and PVU-C factors will be based on information such as the number of Frontier's or the customer's retail VoIP subscriptions in the state (e.g., as reported on FCC Form 477), traffic studies, actual call detail, or other relevant and verifiable information.

(1) Reserved for Future use

2. GENERAL REGULATIONS

2.3 Obligations of the Customer (Cont'd)

2.3.11 Identification and Rating of VoIP-PSTN Traffic (Cont'd)

(D) Initial PVU Factor and PVU Factor Changes

- (1) Reserved for future
- (2) The customer may submit an updated factor quarterly using the methodology set forth in subsection (C)(1) or (C)(2), preceding, as applicable. If the customer chooses to submit such updates, it shall forward to Frontier, no later than 15 days after the first day of January, April, July and/or October of each year, a revised PVU-C factor based on data for the prior three months, ending the last day of December, March, June and September, respectively. Frontier will use the revised PVU-C to calculate a revised PVU. The revised PVU factor will apply prospectively and serve as the basis for billing until superseded by a new PVU.

(E) PVU Factor Verification

- (1) Not more than twice in any year, Frontier may ask the customer to verify the PVU-C factor furnished to Frontier and customer may ask Frontier to verify the PVU-V factor and the calculation of the PVU factor. The party so requested shall comply, and shall reasonably provide the records and other information used to determine the respective PVU-C and PVU-V factors.

2. GENERAL REGULATIONS

2.4 Payment Arrangements and Credit Allowances

2.4.1 Payment of Charges and Deposits

- (A) The Telephone Company may, in order to safeguard its interests, require a customer which has a proven history of late payments to the Telephone Company or does not have established credit, to make a deposit prior to or at any time after the provision of the FSA to the customer to be held by the Telephone Company as a guarantee of the payment of rates and charges. No such deposit will be required of a customer which is a successor of a company which has established credit and has no history of late payments to the Telephone Company. A deposit may not exceed the actual or estimated rates and charges for the FSA for a two month period. The fact that a deposit has been made in no way relieves the customer from complying with the Telephone Company's regulations as to the prompt payment of bills. At such time as the provision of the FSA to the customer is terminated, the amount of the deposit will be credited to the customer's account and any credit balance which may remain will be refund. After the customer has established a one year prompt payment record, such a deposit will be refunded or credited to the customer account at any time prior to the termination of the provision of the FSA to the customer. In case of a cash deposit, for the period the deposit is held by the Telephone Company, the customer will receive simple annual interest at the percentage rate specified in the Company's General and/or Local Price Guide.
- (B) Where the provision of FSA requires facilities that meet any of the conditions specified in 10.1.1 following, special construction charges as set forth in 10. following will apply.
- (C) The Telephone Company shall bill FSA services on a current basis for (a) all charges incurred, (b) applicable taxes, and (c) credits due the customer.
- Switched Access (except for the Entrance Facility, Direct-Trunked Transport and Multiplexing elements), Ancillary and Miscellaneous services shall be billed in arrears.
 - Special Access, monthly EIS element, Switched Access Entrance Facility, Direct-Trunked Transport and Multiplexing elements shall be billed in advance except for the charges and credits associated with the initial or final bills. The initial bill will also include charges for the actual period of service up to, but not including the bill date. The unused portion of the FSA already billed will be credited on the final bill.

The customer will receive its monthly bills in one of the following formats:

- (1) A detailed paper bill,
- (2) A Bill Data Record
 - (a) Electronic Data Transmission
 - (b) Storage device (CD Rom)

2. GENERAL REGULATIONS

2.4 Payment Arrangements and Credit Allowances (Cont'd)

2.4.1 Payment of Charges and Deposits (Cont'd)

(C) (Cont'd)

Such bills are due when rendered regardless of the media utilized. Adjustments for the quantities of FSA established or discontinued in any billing period beyond the minimum period in 2.4.2 will be prorated to the number of days based on a 30 day month. The Telephone Company will, upon request and if available, furnish such detailed information as may reasonably be required for verification of any bill.

There shall be added to the customer's bill for service, an additional monthly charge equal to the House Bill 11 tax adjustment factor times the total intrastate service charges appearing on the customer's prior month's bill. The factor may be imposed on the current bill where the billing system allows.

The House Bill 11 adjustment factor shall be determined by calculating the change on the Company's state franchise taxes for the next calendar year pursuant to House Bill 11 based on the revenues generated from services subject to this Price Guide.

The House Bill 11 tax adjustment factor is 0.001759 *.

The charge applicable to each customer shall appear on a separate line of the customer's regular monthly bill. The charge will be labeled "Cost of Service Surcharge" if the adjustment is an increase or "Cost of Service Credit" if the adjustment is a decrease.

The amount of charge will be rounded to the nearest cent.

In the fourth quarter 1995, a one-time surcharge will be applied as a true-up surcharge for the 1994 House Bill 11 tax adjustment factor. The total amount for all Frontier access customers is \$207,621 and will be apportioned based on each access customer's 1994 access charges billed by.

The surcharge will be applied to all Frontier customers except local coin service paid at the time service is rendered. Charges for service from a public or semi-public telephone which is billed to a calling card will be subject to the surcharge.

Where this Company concurs in another company's tariff(s), the Frontier House Bill tax adjustments factor will apply.

* The House Bill 11 Tax adjustment factor is interim approved pending final approval of Docket No. 13696.

2. GENERAL REGULATIONS

2.4 Payment Arrangements and Credit Allowances (Cont'd)

2.4.1 Payment of Charges and Deposits (Cont'd)

(D) All bills to the customer are due when rendered and are considered past due 30 days after the bill date. In the event the customer does not remit payment in immediately available funds after the payment date, the FSA may be discontinued as specified in 2.1.8.

- (1) If the entire amount billed is not received by the Telephone Company in immediately available funds within 30 days after the bill date, an additional charge (late payment charge) equal to 1/12th of the percentage rate for deposit interest as that set forth in 2.4.1(A) of the unpaid balance will be applied for each month or portion thereof that an outstanding balance remains.

A late payment charge may apply to disputed amounts withheld pending settlement of the dispute. The Telephone Company will credit or assess late payment charges for disputed amounts as set forth in (2).

If such payment date would cause payment to be due on a Saturday, Sunday or Holiday (i.e., New Year's Day, Independence Day, Labor Day, Thanksgiving Day, Christmas Day, the second Tuesday in November and a day when Washington's Birthday, Memorial Day or Columbus Day is legally observed), payment for such bills will be due from the customer as follows:

If such payment date falls on a Sunday or on a Holiday which is observed on a Monday, the payment date shall be the first non-Holiday day following such Sunday or Holiday. If such payment date falls on a Saturday or on a Holiday which is observed on Tuesday, Wednesday, Thursday or Friday, the payment date shall be the last non-Holiday day preceding such Saturday or Holiday.

- (2) In the event of a billing dispute, the customer must submit a documented claim for the disputed amount. If the claim is received within 6 months of the payment due date, (i.e. bill date plus 31 days) and the customer has paid the total billed amount, any interest credits due the customer upon resolution of the dispute shall be calculated from the date of overpayment. If the claim for the disputed amount is received more than 6 months from the payment due date, any interest credits due the customer upon resolution of the dispute shall be calculated from the later of the date the claim was received or the date of overpayment. A credit will be granted to the customer for both the disputed amount paid and an amount equal to the percentage rate as set forth in (1).

2. GENERAL REGULATIONS

2.4 Payment Arrangements and Credit Allowances (Cont'd)

2.4.1 Payment of Charges and Deposits (Cont'd)

(D) (Cont'd)

(2) The Telephone Company will assess or credit late payment charges on disputed amounts to the customer as follows:

- If the dispute is resolved in favor of the Telephone Company and the customer has paid the disputed amount on or before the payment due date, no late payment charges will apply.
- If the dispute is resolved in favor of the Telephone Company and the customer has withheld the disputed amount, any payments withheld pending settlement of the dispute shall be subject to the late payment charge as set forth in (1).
- If the dispute is resolved in favor of the customer and the customer has withheld the disputed amount, the customer shall be credited for each month or portion thereof that the late payment charge as set forth in (1) may have been applied. In the event the customer has paid the late payment charge, a credit will be granted to the customer for both the late payment charge paid on disputed amount and an amount equal to the percentage rate as set forth in (1).

2.4.2 Minimum Periods

- (A) The minimum periods for which FSA are provided and for which rates and charges are applicable are set forth in 3.2.4 following.
- (B) The minimum periods for which FSA are provided and for which rates and charges are applicable for a Specialized FSA or Arrangement provided on an Individual Case Basis, as set forth in 7. following is established with the individual case filing.
- (C) For discontinuances of FSA with a one month minimum period, all applicable charges for the one period will apply. In instances where the minimum period is greater than one month, however, the charge will be the lesser of the Telephone Company's non-recoverable costs less the net salvage value for the discontinued service of the minimum period charges.
- (D) The minimum periods for which Expanded Interconnection Services are provided and which rates and charges are applicable are in Section 14.

2.4.3 Cancellation of an Order for FSA

Provisions for the cancellation of an order for FSA are set forth in 3.2.6 following for a FSA Order.

2. GENERAL REGULATIONS

2.4 Payment Arrangements and Credit Allowances (Cont'd)

2.4.4 Credit Allowance for FSA Interruptions

(A) General

A FSA is interrupted when it becomes unusable to the customer because of a failure of a component used to furnish FSA under this Price Guide, or when the service is preempted as a result of invoking National Security Emergency Preparedness (NSEP) Treatment to provision or restore NSEP services or when the application of protective controls interrupt all transmission paths as set forth in 4.2.9 following. A credit allowance will be made for the period in excess of 30 minutes the FSA is interrupted. An interruption period starts when Telephone Company personnel become aware that the FSA is operative.

The credit allowance(s) for an interruption or for a series of interruptions shall not exceed the monthly rate and Minimum Monthly Usage charge for the service interrupted in any one monthly billing period.

A credit allowance for any FSA service will apply for the period specified as follows:

- (1) For Special Access services other than Program Audio, Videoband, Switched Access Entrance Facilities, Direct-Trunked Transport and Multiplexing services a credit allowance will be made for an interruption period of 30 minutes or more. The allowance will be calculated at the rate of 1/1440 of the monthly charge for the portion of the FSA affected, for each 30 minutes or major fraction thereof that the interruption continues. A major fraction is considered to be sixteen minutes or more beyond the 30 minute period.
- (2) For Program Audio and Videoband Special Access services, a credit allowance will be made for an interruption of 30 seconds or more. Two or more such interruptions occurring during a period of 5 consecutive minutes shall be considered as one interruption. The allowance will be calculated as follows:
 - (a) For Program Audio Service provided at monthly rates, the credit will be at the rate of 1/8640 of the monthly service rate.
 - (b) For Program Audio Service provided at daily rates, the credit will be at the rate of 1/288 of the daily rate.
 - (c) For Temporary Videoband Service provided at hourly rates, the credit will be at 1/12 of the hourly rate.
- (3) For Switched Access service, billed using assumed minutes of use, a credit allowance will be made for an interruption of 24 hours or more. The credit allowance will be calculated at 1/30 of the assumed minutes of use charge for each 24 hours or major fraction thereof that the interruption continues. A major fraction is considered to be 13 hours. No credit will be given where Switched Access billing is based on actual usage.

2. GENERAL REGULATIONS**2.4 Payment Arrangements and Credit Allowances (Cont'd)****2.4.5 Performance Commitment Program**

All refunds under the Performance Commitment Program will be provided as a credit adjustment to the customer's bill.

(A) Performance Commitment Program - Provisioning

The Telephone Company assures that orders for FSA will be installed and available for customer use no later than the Service Date as referenced in Section 3.2.1, Service Date Intervals. The failure of the Telephone Company to meet the service date of an Access Service Request (ASR) will result in the refund of all Nonrecurring Charges (NRCs) associated with that ASR. The Telephone Company's liability for failure to meet this commitment is limited to the refund of the NRCs for the ASR associated with the missed Service Date.

The Performance Commitment Program - Provisioning does not apply:

- (1) when failure to meet the Service Date occurs because of conditions listed in 2.1.3(H) or due to actions of the customer.
- (2) to Special Construction as provided in Section 10.
- (3) when the Telephone Company is not the Access Service Coordination Exchange Carrier (ASC-EC) and the Service Date is not met by another telephone company acting as ASC-EC for its portion of the service. See diagram below for indication of when the NRC refund will apply:

	Another Frontier Telephone Company	
	ASC-EC	ASC-EC
Frontier Misses Date	Refund applies	Refund applies
Another Telephone Company Misses Date	Refund applies	Refund does not apply

- (4) To Expanded Interconnection Services as provided in Section 14.

2. GENERAL REGULATIONS

2.5 Connections

2.5.1 General

Equipment and Systems (i.e., terminal equipment, multiline terminating systems, and communications systems) may be connected with Switched and Special Access furnished by the Telephone Company where such connection is made in accordance with the provisions specified in the NECA Technical Reference PUB AS No. 1 and in 2.1 preceding.

2.5.2 Standard Access Service Connections

Access services are provided by means of wire, fiber optics, radio or any other suitable technology or a combination thereof. Special Access service connections are made directly or through a Telephone Company hub where bridging or multiplexing functions are performed. These connections can either be analog or digital.

2.5.3 Expanded Interconnection Service (EIS) - Fiber Optic

Fiber Optic EIS provides a customer with space and associated requirements such as power and environmental conditioning within or near a Telephone Company wire center or access tandem to locate certain fiber optic facilities and equipment, and an interconnection with certain Telephone Company provided facilities.

EIS will be provided subject to the regulations and rates and charges set forth in Section 14.

2.5.4 Expanded Interconnection Service (EIS) - Microwave

Microwave EIS provides a customer with space and associated requirements such as power and environmental conditioning within a Telephone Company wire center or access tandem to locate certain microwave facilities and equipment, and a connection to certain Telephone Company provided facilities.

Customer-provided microwave facilities, equipment and support structures may be located in, on or above the exterior walls and roof of Telephone Company wire centers or access tandems. Such interconnection must be made in accordance with the provisions specified in 2.1. These interconnections will be provided subject to the regulations and rates and charges set forth in Section 14.

2. GENERAL REGULATIONS

2.6 Definitions

Certain terms used herein are defined as follows:

Access Area

The term "Access Area" denotes a specific calling area containing those customers served by one or more Central Offices associated with the various Switched Access provisions offered under this Price Guide. The size and configuration of the Access Area a customer obtains is dependent upon the Feature Group type and the specific characteristics of the Central Office or Access Tandem office to which the connection is made.

Access Code

The term "Access Code" applies to Switched Access Service. It denotes a uniform five or seven digit code dialed by an end user to access an Interexchange Carrier's facilities. The Carrier Access Code (CAC) has the form 101XXXX and the Carrier Identification Code (CIC) has the form 950-XXXX.

Access Group

The term "Access Group" denotes a grouping of lines or trunks used to establish a connection between switching systems. Each grouping of lines or trunks is traffic engineered as a unit with each of the individual members of the group having identical characteristics and being interchangeable with any other member of the group.

Access Minutes

The term "Access Minutes" denotes that usage of exchange facilities in state for the purpose of calculating chargeable usage. On the originating end of an intrastate call, usage is measured from the time the originating End User's call is delivered by the Telephone Company to and acknowledged as received by the customer's facilities connected with the originating exchange. On the terminating end of an intrastate call, usage is measured from the time the call is received by the End User in the terminating exchange. Timing of usage at both originating and terminating ends of an intrastate call shall terminate when the calling or called party disconnects, whichever event is recognized first in the originating and terminating end exchanges, as applicable. For the calculation of total minutes, seconds are totaled and converted to minutes before rounding occurs. Remainder seconds greater than 29 are rounded to a minute.

Access Service Request

The term "Access Service Request" (ASR) denotes a document (i.e., order) used by the Telephone Company to process a customer's request for Access Services as offered throughout this Price Guide.

2. GENERAL REGULATIONS

2.6 Definitions (Cont'd)

Access Tandem

The term "Access Tandem" denotes a Telephone Company switching system that provides a traffic concentration and distribution function for interLATA area traffic originating from or terminating at an end-offices in the Access Area.

Agent

The term "Agent", as used in Section 6 of this Price Guide, is defined as that person or entity that the Telephone Company acknowledges as controlling decisions pertaining to instrument placement, subscription authority, and access or usage control of Public or Semipublic Pay Telephone Service or, that person or entity duly authorized to act in that capacity by the physical owner of the premises.

Alternate Billing Service

The term "Alternate Billing Service (ABS)" denotes the ability of the end user to bill calls to an account not necessarily associated with the originating line, including calling card, collect and third number billing.

Answer/Disconnect Supervision

The term "Answer/Disconnect Supervision" denotes the transmission of the switch trunk equipment supervisory signal (off-hook or on-hook) to the CDL for terminating calls to a Telephone Company end office as an indication that the called party has answered or disconnected.

Answer Message

The term "Answer Message" denotes an SS7 message sent in the backward direction to indicate that the call has been answered.

Attempt

The term "Attempt" denotes a call in the originating direction from an end user CDL which is completed (answered) or not completed (not answered) and a call in the terminating direction to a CDL to a customer which is completed (answered) or not completed (not answered).

Attenuation Distortion

The term "Attenuation Distortion" denotes the difference in loss at specified frequencies relative to the loss at 1004 Hz.

2. GENERAL REGULATIONS

2.6 Definitions (Cont'd)

Balance (100-Type) Test Line

The term "Balance (100-Type) Test Line" denotes a standard feature of FGA, FGB, FGC, and FGD, and refers to the end office termination provided for balance and noise testing. The termination provides off-hook supervision to the calling end and terminates the line or trunk in a resistive and capacitive arrangement which simulates the characteristic impedance of the end office.

Basic Service Element

The term "Basic Service Element" denotes an unbundled service option available only with Basic Serving Arrangements.

Basic Serving Arrangement

The term "Basic Serving Arrangement (BSA)" denotes a category of Switched Access Service differentiated by technical characteristics, e.g., line side versus trunk side connection at the Telephone Company's first point of switching.

Billed Number Screening

The term "Billed Number Screening (BNS)" denotes the process of utilizing a line information data base to determine billing number acceptance for collect and third number calls and to perform public telephone line number checks to prevent the alternate billing of calls to public coin telephone lines.

Bit

The term "Bit" denotes a binary digit, the smallest unit of information in the binary system of notation.

Bridging

The term "Bridging" denotes the connection of one or more circuits in parallel with another circuit without interrupting the continuity of the first circuit.

Bridging Wire Center

The term "Bridging Wire Center" denotes the Telephone Company designated wire center in which bridging is accomplished.

2. GENERAL REGULATIONS

2.6 Definitions (Cont'd)

Business Day

The term "Business Day" denotes the times of day that a company is open for business. Generally, in the business community, these are 8:00 or 9:00 a.m. to 5:00 or 6:00 p.m., respectively, with an hour for lunch, Monday through Friday, resulting in a standard forty (40) hour work week.

Busy Hour Minutes of Capacity (BHMC)

The term "Busy Hour Minutes of Capacity" (BHMC) denotes the trunk group usage load consisting of the average usage load for the busy season.

Busy Season

The term "Busy Season" denotes the four consecutive weeks of the calendar year having the highest daily busiest hour traffic load based on a five-day week. Normally the five-day week consists of Monday through Friday. Where weekend traffic is greater than weekday traffic, one or both weekend days may be used as a substitute for a weekday as long as a consistent five-day week is maintained for the four consecutive weeks.

Byte

A sequence or group of eight bits that represents one character.

C-Conditioning

The term "C-Conditioning" denotes a Telephone Company special treatment of the transmission path in order to control attenuation and envelope delay distortion.

C-Message Noise

The term "C-Message Noise" denotes the frequency weighted average noise within an idle voice circuit. The frequency weighting, called C-message, is used to simulate the frequency characteristic of the 500-type telephone set and the hearing of the average subscriber.

C-Notched Noise

The term "C-Notched Noise" denotes the frequency weighted noise on a voice circuit with a holding tone, which is removed at the measuring end through a notch (very narrow band) filter.

2. GENERAL REGULATIONS

2.6 Definitions (Cont'd)

CCS

The term "CCS" denotes a hundred-call seconds which is a standard unit of traffic load that is equal to 100 seconds of usage or capacity of a group of lines or trunks.

Call

The term "Call" denotes a communication including an off-hook signal and routing information initiated at the originating location and completed to a terminating location.

Call Branding

Call Branding is the act of providing customer identification, audibly and distinctly, to the caller at the beginning of a Preferred Directory Assistance call.

Communications System

The term "Communications System" denotes circuits and other facilities which are capable of communications between terminal equipment provided by other than the Telephone Company or Telephone Company stations.

Confirmed ASR

The term "Confirmed ASR" denotes a customer's ASR for a) Switched Access FSA which the Telephone Company has processed with the Engineering Department to confirm for the customer and the Telephone Company the availability of facilities and/or equipment, and b) Special Access FSA for which the Telephone Company confirms to the customer that the established due date can be met. The date the ASR is confirmed, the standard service date interval commences.

Confirming Design Layout Report Date

The term "Confirming Design Layout Report (CDLR) Date" identifies the date that the Telephone Company is scheduled to receive confirmation that the Design Layout Report provided by the Telephone Company for a confirmed ASR is acceptable.

2. GENERAL REGULATIONS

2.6 Definitions (Cont'd)

Conventional Signaling

The term "Conventional Signaling" denotes the inter-machine signaling system which has been traditionally used in North America for the purpose of transmitting the called number's address digits from the originating end office to the switching machine which will terminate the call. In this system, all of the dialed digits are received by the originating switching machine, a path is selected, and the sequence of supervisory signals and outpulsed digits is initiated. No overlap outpulsing, ten-digit ANI, ANI information digits, or acknowledgement wink are included in this signaling sequence.

Customer

The term "Customer" denotes any individual, partnership, association, joint stock company, trust, corporation, or governmental entity or any other entity which subscribes to the services offered under this Price Guide, including both Intrastate Carriers (ICs) and end users.

Customer Designated Location

The term "Customer Designated Location" (CDL) denotes a location specified by the customer for the purpose of terminating FSA services. The Telephone Company must have access to the location to perform installation, testing, and maintenance functions. The customer may or may not have access to the location. CDLs include locations such as customer premises, end user premises, customer repeater stations, customer microwave towers, a Telephone Company's first point of switching, some other point where Telephone Company testing can occur, etc. A CDL may be designated by the customer for Switched Access, Special Access, or both in combination. Customer transmission facilities and equipment terminated in Telephone Company wire centers or access tandems under EIS arrangements, as defined in Section 14, are not considered a CDL. However, Telephone Company's Switched and Special Access Services may be interconnected to such customer equipment using Cross Connect arrangements as described in Section 4.5.3 and Section 5.1.1(D) respectively.

Daily Busiest Hour

The term "Daily Busiest Hour" denotes the highest usage hour for each day with the reading taken on the clock hour or half hour. The clock hour or half hour selection varies from day to day, depending upon the usage measured. The Daily Busiest Hour is also known as the Bouncing Busy Hour.

Data Transmission (107-Type) Test Line

The term "Data Transmission (107-Type) Test Line" denotes an arrangement which provides for the connection to a signal source which provides test signals for one-way testing of data and voice transmission parameters.

2. GENERAL REGULATIONS

2.6 Definitions (Cont'd)

D-Conditioning

The term "D-Conditioning" denotes a Telephone Company special treatment of the transmission path in order to control C-notched noise and intermodulation distortion.

Decibel (dB)

The term "Decibel" denotes a unit used to express relative difference in power, usually between acoustic or electric signals, equal to ten (10) times the common logarithm of the ratio of two signal powers.

Decibel Reference Noise C-Message Weighted to 0 (dBrnC)

The term "Decibel Reference Noise C-Message Weighted to 0" denotes noise measurements with C-message weighting in decibels relative to a reference tone of 90dB below one milliwatt.

Dual Tone Multifrequency Address Signaling

The term "Dual Tone Multifrequency Address Signaling" denotes a type of signaling that is an optional feature of FGA and BSA-A. It may be utilized when FGA or BSA-A is being used in the terminating direction. An office arranged for Dual Tone Multifrequency Signaling would expect to receive address signals from the IC in the form of Dual Tone Multifrequency signals.

Dominant Carrier

A provider of any particular communication service which is provided in whole or in part over a telephone system who as to such service has sufficient market power in a telecommunications market as determined by the commission to enable such provider to control prices in a manner adverse to the public interest for such service in such market. Any provider of local exchange telephone service within a certificated exchange area on September 1, 1995, as to such service and as to any other service for which a competitive alternative is not available in a particular geographic market. Any provider of local exchange telephone service within a certificated exchange area as to intraLATA long distance message telecommunications service originated by dialing the access code "1+" so long as the use of that code for the origination of "1+" intraLATA calls within its certificated exchange area is exclusive to that provider. This term does not include an interexchange carrier that is not a certificated local exchange carrier, with respect to interexchange services. Unless clearly indicated otherwise, in this chapter the rules applicable to a dominant carrier apply specifically to only those services for which the utility is dominant.

2. GENERAL REGULATIONS

2.6 Definitions (Cont'd)

Dominant Certificated Telecommunications Utility (DCTU)

A certificated telecommunications utility that is also a dominant carrier. Unless clearly indicated otherwise, in this chapter the rules applicable to a DCTU apply specifically to only those services for which the DCTU is dominant.

Echo Loss

The term "Echo Loss" denotes a frequency weighted measure of return loss over the middle of the voiceband (approximately 500 to 2,500Hz), where talker echo is most annoying.

Echo Path Loss (EPL)

The term "Echo Path Loss" denotes the measure of reflected signal at a four-wire interface without regard to the send and receive Transmission Level Point (TLP).

Echo Return Loss (ERL)

The term "Echo Return Loss" denotes a frequency weighted measure of return loss over the middle of the voiceband (approximately 500 to 2500 Hz) where talker echo is most annoying.

Effective Two-Wire

The term "Effective Two-Wire" denotes a condition which permits the simultaneous transmission in both directions over a circuit, but it is not possible to insure independent information transmission in both directions. Effective Two-Wire circuits may be terminated with two-wire or four-wire interface.

Effective Four-Wire

The term "Effective Four-Wire" denotes a condition which permits the simultaneous independent transmission of information in both directions over a circuit. The method of implementing effective four-wire transmission is at the discretion of the Telephone Company (physical, time domain, frequency domain separation or echo cancellation techniques). Effective four-wire circuits may, at the option of the Telephone Company, be terminated with a two-wire interface.

End Office Switch

The term "End Office Switch" denotes a Telephone Company local switching system located in a wire center where Telephone Company local service subscriber station loops are terminated for purposes of originating and terminating traffic to or from a customer.

2. GENERAL REGULATIONS

2.6 Definitions (Cont'd)

End User

The term "End User" means any customer of an intrastate or foreign telecommunications service that is not a carrier, except that a carrier, other than the Telephone Company, shall be deemed to be an "end user" to the extent that such carrier uses a telecommunications service for administrative purposes, and a person or entity that offers telecommunications services exclusively as a reseller shall be deemed to be an "end user" if all resale transmissions offered by such reseller originate on the premises of such reseller (e.g., hotels, motels and shared tenant services).

Engineering Review

The term "Engineering Review" denotes the examination of an ASR with a customer requested change to determine if a design change is required. It includes, but is not limited to, the review for possible change requirements in equipment, interfaces, circuit configurations, engineering records, and billing.

Entry Switch

See First Point of Switching.

Envelope Delay Distortion (EDD)

The term "Envelope Delay Distortion" denotes a measure of the linearity of the phase versus frequency of a circuit. It is the maximum variation over a band of frequencies of the envelope delay, which is the derivative of the phase with respect to frequency.

Equal Level Echo Path Loss (ELEPL)

The term "Equal Level Echo Path Loss" denotes the measure of Echo Path Loss (EPL) at a four-wire interface which is corrected by the difference between the send and receive TLP.

$$[\text{ELEPL} = \text{EPL} - \text{TLP} (\text{send}) + \text{TLP} (\text{receive})]$$

Excess Capacity

The term "Excess Capacity" denotes a quantity of FSA requested by the customer which is greater than that which the Telephone Company would construct to fulfill the customer's order for FSA.

Exchange

The term "Exchange" denotes a unit generally smaller than a Local Access and Transport Area (LATA), established by the Telephone Company for the administration of communications service in a specified area which usually embraces a city, town or village and its environs. It consists of one or more central offices together with the associated facilities used in furnishing communications service within that area. One or more designated exchanges comprise a given LATA.

2. GENERAL REGULATIONS

2.6 Definitions (Cont'd)

Exchange Access Signaling

The term "Exchange Access Signaling" denotes the signaling system used by equal access end offices to transmit originating information and address digits to the customer's premises and includes the means of verifying the receipt of these address digits. Features of this system include overlap outpulsing (in suitably equipped end offices), identification of the type of call, identification of the ten-digit telephone number of the calling party, and acknowledgement wink supervisory signals.

Existing Suitable Space

The term "Existing Suitable Space" denotes a space in which ac/dc power, heat and air conditioning, battery and generator back-up power, and other requirements necessary for provision of wire center or access tandem equipment currently exists.

Exit Message

The term "Exit Message" denotes an SS7 message sent to an end office by the Telephone Company tandem switch to mark the carrier connect time when the Telephone Company's tandem switch sends an Initial Address Message to an Interexchange Customer.

Extended Area Service

The term "Extended Area Service" (EAS) denotes an arrangement whereby a customer in one exchange can call a local number in another exchange that is part of the extended area without paying a toll charge.

Firm Order Confirmation Date

The term "Firm Order Confirmation (FOC) Date" denotes the date that the Telephone Company will provide the schedule of dates for the provisioning activities associated with the customer's request for service.

First Point of Switching

The term "First Point of Switching" denotes the first Telephone Company location at which switching occurs on the terminating path of a call proceeding from the CDL to the terminating end office or the last Telephone Company location at which switching occurs on the originating path of a call proceeding from the originating end office to the CDL.

2. GENERAL REGULATIONS

2.6 Definitions (Cont'd)

Four-Wire to Two-Wire Conversion

The term "Four-Wire to Two-Wire Conversion" denotes an arrangement which converts a four-wire transmission path to a two-wire transmission path to allow a four-wire facility to terminate in a two-wire entity such as a Central Office switch trunk circuit or switching system.

Frequency Shift

The term "Frequency Shift" denotes the change in the frequency of a tone as it is transmitted over a circuit.

Geographically Aggregated Rate (GAR)

The term "Geographically Aggregated Rate" denotes a situation in which the rates and charges for a service offering, for which there is currently no demand, are developed based upon the aggregated revenue requirement and demand for more than one study area. Upon receipt of a request for service, the current geographically averaged rates will be redeveloped to include the new study area.

Example: Study areas A, B and C have been geographically aggregated. Geographically averaged rates for A and B were developed based upon their aggregated revenue requirement and demand, while Area C, marked "GAR", has no current demand. Should C receive a request for service, the current geographically averaged rates will be redeveloped to include C's revenue and demand. The redeveloped rates and charges will now be applicable to customers on A, B and C.

Grandfathered

The term "Grandfathered" denotes station or switching equipment directly connected to the facilities utilized to provide FSA under the provisions of this Price Guide, and which are considered grandfathered under Part 68 of the FCC Rules and Regulations.

Ground Start Supervisory Signaling

The term "Ground Start Supervisory Signaling" denotes a type of signaling which provides for the application of ground on the tip side of the Point of Termination (assuming no signaling conversion has been provided by the Telephone Company) as an initial seizure signal before the application of ringing in the originating direction (towards the customer from the end office).

High Cost Assistance (HCA)

A program administered by the Commission in accordance with the provisions of Substantive Rule 23.53(d) of this title.

2. GENERAL REGULATIONS

2.6 Definitions (Cont'd)

IC End User

The term "IC End User" denotes any individual, partnership, corporation, association, governmental agency or any other entity which (1) subscribes to intrastate services(s) provided by an IC, or (2) uses the services of the IC when the IC provides intrastate service(s) for its own use.

IC Point of Presence

The term "IC Point of Presence" denotes a location within a LATA from which the IC (1) provides and/or administers intrastate telecommunications services for its own use or for the use of its end users, and (2) has the capability of testing the facilities operated or terminated at that location.

Immediately Available Funds

The term "Immediately Available Funds" denotes a corporate or personal check drawn on a bank account and funds which are available for use by the receiving party on the same day on which they are received and includes U.S. Federal Reserve bank wire transfers, U.S. Federal Reserve notes (paper cash), U.S. coins, U.S. Postal Money Orders, and New York Certificates of Deposit.

Impulse Noise

The term "Impulse Noise" denotes any momentary occurrence of the noise on a circuit over a

Individual Case Basis (ICB)

The term "Individual Case Basis" denotes a condition where the regulations, if applicable, rates and charges for an offering under the provisions of this Price Guide are developed based on the circumstances in each case.

Initial Address Message (IAM)

The term "Initial Address Message (IAM)" denotes an SS7 message sent in the forward direction to initiate trunk set up with the busying of an outgoing trunk which carries the information about that trunk along with other information relating to the routing and handling of the call to the next switch.

Inserted Connection Loss (ICL)

The term "Inserted Connection Loss" denotes the 1004-Hz power difference (in dBs) between the maximum power available at the originating end and the actual power reaching the terminating end through the inserted connection.

2. GENERAL REGULATIONS

2.6 Definitions (Cont'd)

Installed Cost

The term "Installed Cost" denotes the total investment (estimated or actual) by the Telephone Company to provide facilities for the offered services.

Interconnection

The term "Interconnection" denotes the termination of a customer's basic transmission facilities, including optical terminating equipment and multiplexers at or near Telephone Company wire center or access tandem. Interconnection will be provided as virtual.

Interconnection Point

The term "Interconnection Point" denotes physical EIS arrangements as the point where the customer-owned cable facilities connect to the Telephone Company termination equipment. The interconnection point for virtual EIS arrangements is the demarcation between ownership of the cable facilities.

Interexchange Carrier (IXC) or Interexchange Common Carrier

A carrier other than a DCTU providing any means of transporting intrastate telecommunications messages between local exchanges, but not solely within local exchanges, in the State of Texas. An entity is not an IXC solely because of:

- (i) the furnishing, or furnishing and maintenance of a private system;
- (ii) the manufacture, distribution, installation, or maintenance of customer premises equipment;
- (iii) the provision of services authorized under the FCC's Public Mobile Radio Service and Rural Radio Service rules; or
- (iv) the provision of shared tenant service.

Intermodulation Distortion

The term "Intermodulation Distortion" denotes a measure of the nonlinearity of a circuit. It is measured using four tones, and evaluating the ratios (in dBs) of the transmitted composite four-tone signal power to the second-order products of the tones (R2), and the third-order products of the tones (R3).

Interstate Communications

The term "Interstate Communications" denotes both interstate and foreign communications.

Intrastate Communications

The term "Intrastate Communications" denotes any communications within a state subject to oversight by a state regulatory commission as provided by the laws of the state involved.

2. GENERAL REGULATIONS

2.6 Definitions (Cont'd)

Kilosegment

The term "Kilosegment" denotes a unit of packet transmission defined as 64,000 bytes of data; one thousand segments.

Line

The term "Line" denotes a communications path connecting an end office switch with an end user's premises or a CDL for the provision for FGA or BSA-A.

Line Group

The term "Line Group" denotes a grouping of lines which are traffic engineered as a unit for the establishment of connections between end office switches and customers in which all of the communications paths are interchangeable.

Line Side Connection

The term "Line Side Connection" denotes a connection of a transmission path to the line side of a central office switching system.

Local Access and Transport Area

The term "Local Access and Transport Area" (LATA) denotes a geographic area for the provision and administration of communications service. It encompasses designated Access Areas which are grouped to serve common social, economic, and other purposes.

Local Tandem Switch

The term "Local Tandem Switch" denotes a local Telephone Company operating unit by means of which local or access telephonic communication is switched to and from an End Office Switch.

Logical Channel

A communication channel which allows two-way simultaneous transmission of data packets through the network. No circuit capability is preassigned to a logical channel. Capacity is made available as the data is transmitted. Each virtual connection utilizes one logical channel.

Loss Deviation

The term "Loss Deviation" denotes the variation of the actual loss from the designed value.

2. GENERAL REGULATIONS

2.6 Definitions (Cont'd)

Maximum Termination Liability (MTL)

The term "Maximum Termination Liability" denotes the maximum amount of money for which the IC is liable in the event all FSA ordered in a Special Construction case are discontinued before a specified period of time.

Maximum Termination Liability Period (MTL)

The term "MTL Period" denotes the length of time the IC is liable for a termination charge in the event the specially constructed FSA are terminated. The MTL period is equal to the average account life of the FSA provided.

Message

See "Call."

Mid Link

The term "Mid Link" denotes the Special Transport facilities between Hub Wire Centers where the circuit is bridged and/or where switching devices such as a loop transfer arrangement are located.

Milliwatt (102 Type) Test Line

The term "Milliwatt (102-Type) Test Line" denotes an arrangement in an end office which provides a 1,004-Hz tone at 0 dBm0 for one-way transmission measurements towards the CDL from the Telephone Company end office.

Miscellaneous Order

The term "Miscellaneous Order" denotes an order for FSA offered under this Price Guide, not covered by the Ordering Options set forth in 3. following, which are provided by the Telephone Company on a negotiated installation or activation date basis.

Multicarrier Access Area

The term "Multicarrier Access Area" denotes an EAS for FGA and BSA-A or an area for FGB and BSA-B where FSA Services are provided by more than one telephone company in which a customer obtains access to an entire EAS or FGB or BSA-A area by obtaining a FGA or BSA-A, or FGB or BSA-B access tandem arrangement that connects its switch with the First Point of Switching of the Primary Exchange Carrier.

2. GENERAL REGULATIONS

2.6 Definitions (Cont'd)

National Security Emergency Preparedness (NSEP) Services

The term "National Security Emergency Preparedness (NSEP) Services" denotes telecommunications services which are used to maintain a state of readiness or to respond to and manage any event or crisis (local, national or international), which causes or could cause injury or harm to the population, damage to or loss of property, or degrades or threatens the NSEP posture of the United States.

Net Salvage

The term "Net Salvage" denotes the estimated scrap, sale, or trade-in value, less the estimated cost of removal. Cost of removal includes the costs of demolishing, tearing down, removing, or otherwise disposing of the material and any other applicable costs. Because the cost of removal may exceed salvage, facilities may have negative net salvage.

Network Address

The term "Network Address" denotes the alphanumeric character string used to specify the destination of each switched connection made within the network.

Network Channel Interface Code

The "Network Channel Interface" code (NCI) is an ordering code that provides an indication of the generic channel type. The NCI code provides the technical characteristics of the interface and describes the physical and electrical characteristics of the special access interface to the customer designated locations. A complete description and listing of these interface codes is specified in Section 6103 of the GTE Technical Interface Reference Manual.

Non-Overlap Outpulsing

The term "Non-Overlap Outpulsing" is the feature of the exchange access signaling system which provides initiation of pulsing to the customer's premises after the calling subscriber has completed dialing an originating call.

Order Interval

The term "Order Interval" denotes the interval between the Application Date and the Service Date.

Originating Direction

The term "Originating Direction" denotes the use of Switched Access for the origination of calls from an end user.

2. GENERAL REGULATIONS

2.6 Definitions (Cont'd)

Originating Point Code

The term "Originating Point Code (OPC)" denotes the identity assigned to each Operator Service System (OSS) location.

Other Telephone Company

The term "Other Telephone Company" denotes a company engaged in the business of furnishing public switched network telephone local services other than GTSW.

Overlap Outputting

The term "Overlap Outputting" is the feature of the exchange access signaling system which permits initiation of pulsing to the customer's premises before the calling subscriber has completed dialing an originating call.

Pay Telephone

The term "Pay Telephone" denotes a location where Telephone Company equipment is provided in a public or semi-public place where telephone customers can originate telephonic communications and pay the applicable charges by inserting coins in the equipment.

Phase Jitter

The term "Phase Jitter" denotes the unwanted phase variations of a signal.

Plant Test Date

The term "Plant Test Date" denotes the date on which installation is completed and the Telephone Company to customer testing can begin.

Point of Termination

The term "Point of Termination" denotes the point of demarcation within a customer-designated premises at which the Telephone Company's responsibility for the provision of FSA Service ends.

2. GENERAL REGULATIONS

2.6 Definitions (Cont'd)

Packet

The term "Packet" denotes a continuous sequence of binary digits of information which is switched through the network as an integral unit. The user data is divided into segments for billing purposes. The number of segments contained in a packet is dependent upon the packet size.

Packet Switch

The term "Packet Switch" denotes a central office based switch that establishes a virtual connection between two data network addresses for the transmission of discrete amounts of information.

Packet Switching Office

The term "Packet Switching Office" denotes the central office where the packet switching functions are performed and access to the packet network is accomplished.

Poisson P.01 Tables

The term "Poisson P.01 Tables" denotes Traffic Engineering tables that are used to determine the number of trunks required for a particular trunk group, based on busy hours CCS.

Premises

The term "Premises" denotes a building or buildings on continuous property (except Railroad Right-of-Way, etc.) not separated by a public highway.

Pre-service Testing

The term "Pre-service Testing" denotes tests performed on an FSA to assure standard transmission performance/parameters meet specifications prior to acceptance testing.

Primary Exchange Carrier

The term "Primary Exchange Carrier" (PEC) denotes the telephone company in whose exchange a customer's first point of switching (i.e., dial tone for FGA or BSA-A, an access tandem for FGB or BSA-B) is located.

Protocol

A set of rules governing the format to be followed when transmitting information between communicating devices.

2. GENERAL REGULATIONS

2.6 Definitions (Cont'd)

Public Pay Telephone

The term "Public Pay Telephone" denotes a switched coin line provided under the Public Telephone Service regulations of the General and/or Local Price Guides of the Company.

Recoverable Cost

The term "Recoverable Cost" denotes the cost of the specially constructed facilities for which the Telephone Company has a foreseeable reuse, either in place or elsewhere should the customer terminate service.

Release Message

The term "Release Message" denotes an SS7 message sent in either direction to indicate that a specific circuit is being released.

Return Loss

The term "Return Loss" denotes a measure of the dissimilarity between the two impedances at the junction of two transmission circuits (e.g., four- to two-wire junctions).

Registered Equipment

The term "Registered Equipment" denotes the customer's terminal equipment which comply with and have been approved within the Registration Provisions of Part 68 of the FCC Rules and Regulations.

Route Mileage

The term "Route Mileage" denotes the actual Telephone Company provided facility mileage of a transmission circuit.

Secondary Exchange Carrier

The term "Secondary Exchange Carrier" (SEC) denotes the telephone company in whose exchange a customer does not subscribe to FGA, FGB, BSA-A or BSA-B service, but from whose exchange the customer's end users can call the interexchange switch or CDL of an IC in the primary exchange of another telephone company on a toll-free basis.

2. GENERAL REGULATIONS

2.6 Definitions (Cont'd)

Segment

The term "Segment" denotes a unit of user information consisting of 64 octets or less. Billing for Packet Switching Network Service is based on the number of segments transmitted within the user data field of a packet. The number of segments transmitted within a packet is limited only by the subscribed or negotiated maximum size of the user data field for the customer interface.

Semi-Public Pay Telephone

The term "Semi-Public Pay Telephone" denotes a switched coin line provided under the Semi-Public Telephone Service regulations of the General and/or Local Price Guides of the Company.

Service Date

The term "Service Date" denotes the date that the FSA Order is placed in service. An FSA Order is required to establish a service date.

Seven-Digit Manual Test Line

The term "Seven-Digit Manual Test Line" denotes a set of optional features for all Switched Access which allows the IC to select balance, milliwatt, and synchronous test lines of FGA and BSA-A, by manually dialing a seven-digit number over the associated Switched Access.

Shared Use

The term "shared use" denotes a combination of Switched Access (including Limited Access) and Special Access over the same analog or digital high-capacity facilities through a common high-capacity interface.

Short Circuit Test Line

The term "Short Circuit Test Line" denotes the end office circuit which provides an ac short circuit termination of the trunk or line by means of a capacitor of at least 4 microfarads.

Signal-to-C-Notched Noise Ratio

The term "Signal-to-C-Notched Noise Ratio" denotes the ratio in dB of a tone signal to the corresponding C-notched noise.

2. GENERAL REGULATIONS

2.6 Definitions (Cont'd)

Singing Return Loss (SRL)

The term "Singing Return Loss" denotes the frequency weighted measure of return loss at the edges of the voiceband (200 to 500 Hz and 2,500 to 3,200 Hz), where singing (instability) problems are most likely to occur.

Signaling System 7 (SS7)

The term "Signaling System 7 (SS7)" denotes the layered protocol used for standardized common channel signaling in the United States.

Signal Transfer Point (STP)

The term "Signal Transfer Point (STP)" denotes a packet switch which provides access to the Telephone Company's SS7 network and performs SS7 message signal routing and screening. The technical interface specifications, transmission specifications and diversity requirements for interconnecting to the Telephone Company's SS7 network at the STP network at the STP are as described in Bellcore Technical Reference Publication TR-TSV-00905.

Synchronous Test Line

The term "Synchronous Test Line" denotes an arrangement of an end office which performs marginal operational tests of supervisory and ring-tripping functions.

Telecommunications Service Priority (TSP) System

The term "Telecommunications Service Priority (TSP) System" or "TSP System" refers to the system for priority treatment (i.e., the provisioning and restoration) of National Security Emergency Preparedness (NSEP) services.

Temporary Facilities

The term "Temporary Facilities" denotes facilities used to provide FSA to a customer for less than the minimum service period or less than one month, whichever is longer, or to provide FSA while permanent facilities are being constructed.

Terminating Direction

The term "Terminating Direction" denotes the use of an FSA for the completion of calls from a CDL to an end user.

Termination Charge

The term "Termination Charge" denotes the portion of the Maximum Termination Liability that is applied as a nonrecurring charge when all FSA are discontinued prior to the expiration of the specified liability period.

2. GENERAL REGULATIONS

2.6 Definitions (Cont'd)

Through Balance

The term "Through Balance" denotes procedures and requirements to control the transmission path return loss (ERL and SRL) through a switching system.

Toll Terminal Service

The term "Toll Terminal Service" denotes a service utilizing a dedicated facility from the end user's premises (generally hotels, motels, and hospitals) provided for the end user's patrons to directly access a manual (cord or TSPS type) toll ticketing switch.

Transmission Measuring (105-Type) Test Line/Responder

The term "Transmission Measuring (105-Type) Test Line/Responder" denotes an arrangement in an end office which provides far-end access to a responder and permits two-way loss and noise measurements to be made on trunks from a near end office.

Transitional Interexchange Carrier Access Charge (ICAC)

A usage sensitive rate that is usually assessed in conjunction with carrier common line (CCL) usage. The revenues from the assessment of the ICAC are pooled and distributed to LECs pursuant to commission order. The ICAC is to be phased down and eliminated pursuant to the provisions of Substantive Rule.

Trunk

The term "Trunk" denotes a communications path connecting two switching systems in a network, used in an end-to-end connection.

Trunk Group

The term "Trunk Group" denotes a grouping of trunks which are traffic engineered as a unit for the establishment of connections between switching systems in which all of the communications paths are interchangeable.

Trunk Side Connection

The term "Trunk Side Connection" denotes the connection of a transmission path to the trunk side of a local switching system.

V and H Coordinates Method

The term "V and H Coordinates Method" denotes a method of computing airline miles between two points by utilizing an established formula which is based on the Vertical (V) and Horizontal (H) coordinates of the two points.

2. GENERAL REGULATIONS

2.6 Definitions (Cont'd)

Virtual EIS

The term "Virtual EIS" denotes an offering that enables customers to designate or specify equipment needed to terminate basic transmission facilities, including optical terminating equipment and multiplexers, to be located within or upon Telephone Company's wire center or access tandem buildings, and dedicated to such customers use.

Virtual Connection

A logical channel between two users of a public packet switched network whereby the required bandwidth is allocated on demand from a pool of shared physical circuits.

WATS Serving Office

The term "WATS Serving Office" denotes a Telephone Company designated serving wire center where switching, screening and/or recording functions are performed in connection with a Special Access Line used with a Switching Interface as set forth in 4.2.5 following.

Wire Center

The term "Wire Center" denotes a building in which one or more end office switches, used for the provision of telephone local services, are located.

Wire Center Area

The term "Wire Center Area" denotes the geographic area served by a Wire Center through the use of central office switching equipment, cross connection equipment, and subscriber loops.

2. GENERAL REGULATIONS

2.7 FSA Services Provided by More Than One Telephone Company

- (A) When Switched Transport (including directory assistance transport) or Special Transport service is provided by more than one telephone company, the telephone companies involved will mutually agree upon one of the billing methods as set forth in (1) or (2) following based upon the type of access service and the interconnection arrangements between the telephone companies.

In accordance with the Federal Communications Commission's Memorandum Opinion and Order in CC Docket No. 86-104, adopted July 20, 1987, the Telephone Company will comply with the standards set forth in the Multiple Exchange Carrier Access Billing (MECAB) and the Multiple Exchange Carrier Order and Design (MECOD) Guidelines for jointly provided access.

The Telephone Company provides the following types of billing for jointly provided Access Services.

(1) Single Company Billing

The Single Company Billing method may be applied to FGA and BSA-A Switched Access Service.

The telephone company receiving the ASR from the customer will arrange to provide the service, determine the applicable charges and bill the customer for the entire service in accordance with its Access Price Guide. The airline mileage is determined using the V&H method as set forth in the National Exchange Carrier Association (NECA) Tariff FCC No. 4.

(2) Meet Point Billing

Meet Point Billing is required when an access service is provided by multiple telephone companies for FGB, FGC, FGD, BSA-B, BSA-C and BSA-D Switched Access Services (including directory assistance) and Special Access. It may be applied to FGA Switched Access Service. Each involved telephone company is allowed to receive compensation only for its portion of the jointly provided access service.

The Telephone Company is responsible for ensuring that it has accurately transmitted and/or received customer usage information which is transferred between telephone companies for purposes of preparing and rendering bills to the customer. If difficulties in transferring usage between telephone companies should arise, the Telephone Company will cooperate with the other telephone company(s) in resolving such difficulties in a timely manner. Should a billing dispute arise, the terms and conditions in the Access Price Guide of the billing company will apply.

2. GENERAL REGULATIONS

2. GENERAL REGULATIONS (Cont'd)

2.7 FSA Services Provided by More Than One Telephone Company (Cont'd)

(A) (Cont'd)

(2) Meet Point Billing: (Cont'd)

There are two Meet Point Billing Options -- Single Bill and Multiple Bill. The Telephone Company must notify the customer of: (1) the Meet Point Billing Option that will be used, (2) the Telephone Company(s) that will render the bill(s), (3) the Telephone Company(s) to whom payment(s) should be remitted, and (4) the Telephone Company(s) that will provide the bill inquiry function. The Telephone Company shall provide such notification at the time that an ASR is placed requesting access service. Additionally, the Telephone Company shall provide this notice in writing 30 days in advance of any change to an existing meet point billing arrangement and 30 days prior to the implementation of meet point billing of a service.

For usage rated access services the access minutes of use will be compiled by the Initial Billing Company and used by the Initial Billing Company and any Subsequent Billing Company(s) for the calculation of access charges.

- The Initial Billing Company for FGB, FGC, FGD, BSA-B, BSA-C and BSA-D Switched Access services is normally the company serving the end user's end office. For WATS usage the Initial Billing Company is normally the company serving the WATS serving office. When the Initial Billing Company is a telephone company other than the normally designated telephone company, the Telephone Company will notify the customer.
- The Subsequent Billing Company(s) is any telephone company(s), other than the ICB, in whose territory a segment of the Switched Transport is provided and/or in whose territory the CDL is located.

(a) Single Bill/Single Price Guide Option

The Single Bill/Single Price Guide Option for FGB, FGC and FGD (including directory assistance transport) allows the customer to receive one bill from one telephone company for access services.

The Telephone Company(s) that renders the bill to the customer will provide the customer with cross references to the other telephone company(s) service and/or the common circuit identifiers based upon industry standards as contained in the MECAB document.

2. GENERAL REGULATIONS

2.7 FSA Services Provided by More Than One Telephone Company (Cont'd)

(A) (Cont'd)

(2) Meet Point Billing: (Cont'd)

(a) Single Bill/Single Price Guide Option (Cont'd)

Each telephone company will receive an ASR or a copy of the ASR from the customer as specified in 3.3(A)(2) and arrange to provide the service. The Telephone Company will:

- determine the charges and bill in accordance with its Price Guide;
- include any applicable recurring and nonrecurring rates and charges of its Price Guide;
- forward the bill to the customer.

The customer will remit the payment to the Telephone Company.

(b) Multiple Bill Option

The Multiple Bill Option for FGB, FGC, FGD, BSA-B, BSA-C, BSA-D (including directory assistance transport) and Special Transport allows each telephone company providing service to bill the customer for its portion of a jointly provided access service. Each telephone company will receive an ASR or a copy of the ASR from the customer as specified in 3.3. Each telephone company will:

- determine its portion of the Switched Transport and/or Special Transport as set forth in 2.7;
- determine the charges and bill in accordance with its Price Guide;
- include any applicable recurring and nonrecurring rates and charges of its Price Guide; and
- forward the bill to the customer.

The Telephone Company shall apply the Single Bill/Single Price Guide composite rates to jointly provided access services provisioned under the Multiple Bill option.

The customer will remit the payments directly to each telephone company.

2. GENERAL REGULATIONS**2.7 FSA Services Provided by More Than One Telephone Company (Cont'd)**

(A) (Cont'd)

(2) Meet Point Billing: (Cont'd)

(c) Meet Point Billing Mileage Calculation

Each telephone company's portion of the Switched Transport and/or Special Transport mileage will be determined as follows:

- (1) For Switched Access Tandem-Switched Transport Services, determine the appropriate Tandem-Switched Transport - Facility total miles by computing the number of miles from the wire center that normally serves the CDL, or the access tandem if Direct-Trunked Transport is ordered directly to the access tandem, to the serving wire center in the Access Area (i.e., end user serving wire center, or WATS Serving Office), using the V&H method as set forth in the NECA Tariff FCC No. 4. For Special Access Services and Switched Access Direct-Trunked Transport determine the appropriate Special Transport or Direct-Trunked Transport total miles by computing the number of miles between the serving wire centers involved (i.e., CDL serving wire center, Hub Wire Center, WATS Serving Office, end office, or access tandem) using the V&H method as set forth in the NECA Tariff FCC No. 4. Where the calculated miles include a fraction, the value is rounded up to the next full mile.
- (2) Determine the billing percentage as set forth in NECA Tariff FCC No 4. This represents the percentage of airline mileage provided by each telephone company.
- (3) For Special Transport and for Switched Access Direct-Trunked Transport, utilizing the Multiple Bill Option, each telephone company will multiply its portion of the total transport miles, see (2) above, by its Price Guide Special Transport or Direct-Trunked Transport Facility rate elements.
- (4) For Switched Access Tandem-Switched Transport; (a) multiply the number of access minutes of use times the number of airline miles as set forth in (1), times the BP of each Telephone Company as set forth in (2), times the Tandem-Switched Transport - Facility rate; (b) multiply the Tandem-Switched Transport - Termination rate times the number of access minutes times the quantity of terminations.

2. GENERAL REGULATIONS**2.7 FSA Services Provided by More Than One Telephone Company (Cont'd)**

(A) (Cont'd)

(2) Meet Point Billing: (Cont'd)

(c) Meet Point Billing Mileage Calculation (Cont'd)

(5) For Switched Transport billing, utilizing the Single Bill/Single Price Guide Option if the Telephone Company is the IBC, the Telephone Company will multiply the total access minutes by the total number of transport miles, see (1) above, by its Switched Transport rate.

(6) The Single Bill/Single Price Guide Option will not be utilized for Special Transport.

(7) Example of the Multiple Bill Option for Switched Transport billing:

The Tandem-Switched Transport-Facility between Office X and Office Y is jointly provided by the Telephone Company (Company A) and another telephone company (Company B). The following example reflects the rate for the Telephone Company. Rates for the other telephone company would appear in its appropriate Access Price Guide.

(A) Airline miles from telephone company A (Office X) to telephone company B (Office Y) = 50 airline miles as set forth in NECA Tariff FCC No. 4.

(B) Billing Percentage for each telephone company (from NECA Tariff FCC No. 4).

Telephone Company A	= 40%
Telephone Company B	= <u>60%</u>
Total	100%

(C) Access Minutes for Telephone Company A = 9,000

(D) Tandem-Switched Transport-Facility rate for Telephone Company A = SWT FAC.

Formula: Access Minutes (AM) x Airline Miles (ALM) x Billing Percentage (BP) x Tandem-Switched Transport-Facility Rate (SWT FAC) = Total Transport Billing

Calculation: Telephone Company A
AM ALM BP SWT FAC
9,000 x 50 x .40 x SWT FAC = Total Transport Billing

2. GENERAL REGULATIONS

2.7 FSA Services Provided by More Than One Telephone Company (Cont'd)

(A) (Cont'd)

(2) Meet Point Billing: (Cont'd)

(c) Meet Point Billing Mileage Calculation (Cont'd)

(8) Example of Single Bill/Single Price Guide Option for Switched Transport billing:

(A), (C) and (D) remain as identified above. The IC will not be billed by Telephone Company B. Telephone Company A will compensate Telephone Company B for its portion of the jointly provided transport.

Formula: Access Minutes (AM) x Total Airline Miles (ALM) x Tandem-Switched Transport-Facility Rate (SWT FAC) = Total Billing

Calculation: Telephone Company A
 $AM \times ALM \times SWT FAC$
 $9,000 \times 50 \times SWT FAC = \text{Total Transport Billing}$

(d) The application of non-distance sensitive recurring and non-recurring rate elements varies according to the rate structure and location of the facilities.

When rates and charges are billed on a per termination basis, the Telephone Company's rates will be billed for the termination within the Telephone Company's operating territory. These rates and charges will not apply when the Telephone Company provides access as an intermediate company.

When rates and charges are listed on a per Special Access basis, e.g., bridging, conditioning, etc., the Telephone Company's rates will apply for those supplemental features located in the Telephone Company's territory.

When rates and charges are listed on a per access minute basis, the per minute of use rate will apply where the Switched Access is provided in the Telephone Company(s) end office.

When rates and charges are listed on a per line/trunk basis, the rate will apply per line/trunk connected where the Switched Access is provided by the Telephone Company. When rates and charges are developed on an individual case basis, such rates will be developed for the portion of the service provided by the Telephone Company.

2. GENERAL REGULATIONS

2.7 FSA Services Provided by More Than One Telephone Company (Cont'd)

(A) (Cont'd)

(2) Meet Point Billing: (Cont'd)

(d) (Cont'd)

With the Single Bill/Single Price Guide Option, where the Telephone Company is the intermediate company, none of the non-recurring charges listed in Sections 3, 4 and 9 of this Price Guide will apply.

2.8 Public Service Multimedia Communications

2.8.1 General

Upon submission of an affidavit that complies with the requirements of the Public Utility Commission of Texas Substantive Rule 26.141 and HB 2128, an educational institution or library may obtain a 25 percent discount on the Price Guide rate for any Price Guide service that is used predominantly for distance learning or information sharing programs.

2.8.2 Definitions

- (A) "Distance learning" means instruction, learning and training that is transmitted from one site to one or more sites by telecommunications services that are used by an educational institution predominantly for such instruction learning or training, including video, data, voice and electronic information.
- (B) "Educational institution" means and includes: (a) accredited primary or secondary schools owned or operated by state and local governmental entities or private entities; (b) institutions of higher education as defined by Section 61.003, Education Code; (c) private institutions of higher education accredited by a recognized accrediting agency as defined by Section 61.003(13), Education Code; (d) the Central Education Agency, its successors and assigns; (e) regional education service centers established and operated pursuant to Sections 11.32 and 11.33, Education Code; and (f) the Texas Higher Education Coordinating Board, its successors and assigns.
- (C) "Library" means a "public library" or "regional library system" as those terms are defined by Section 441.122, Government Code, or a library operated by an institution of higher education or a school district.

2.8.3 DS1 Service Exception

See Section 5 for discounted rates for DS-1 service (pursuant to Texas HB 2128) for applications above.

2. GENERAL REGULATIONS

2.9 Texas Universal Service Fund (TX USF) Charge

The TX USF Charge is for the recovery of the Company's TX USF assessment. The charge is assessed as a percentage applied against the customer's intrastate telecommunications services receipts.

The TX USF Charge will change periodically due to assessment fund and revenue changes. The percentage as of the date of this Price Guide is 24%.

The TX USF Charge will be identified on the retail customer's bill as "Texas Universal Service".

3. ORDERING OPTIONS FOR FSA

3.1 General

This section sets forth the regulations and order related charges for FSA Orders to provide the customer with FSA. These charges are in addition to other applicable charges as set forth in other sections of this Price Guide.

3.1.1 Ordering Conditions

- (A) A customer may order any amount of FSA (Switched or Special) of the same interface type, same Feature Group, Basic Serving Arrangement or same Special Access between the same locations for installation on the same date on a single FSA ASR. A customer may order the shared use of Switched Access and Special Access over the same high capacity facility however, separate FSA ASRs are required. The methodology for shared use is set forth in 5.6.7.

- ASRs for FGA or BSA-A must specify the number of lines required
- ASRs for FGB, FGC, FGD, BSA-B, BSA-C, BSA-D and SAC Access Service must specify the number of trunks required or Busy Hour Minutes of Capacity (BHMC). For Tandem-Switched Transport, the customer has the option of specifying the number of trunks or Busy Hour Minutes of Capacity (BHMC). In addition, the ASR must indicate whether the Switched Transport ordered is for Entrance Facilities, Direct-Trunked Transport and/or Tandem-Switched Transport. For Direct-Trunked Transport, and Entrance Facilities the ASR must specify channel type, channel interface, and any options desired. In addition, ASRs for Direct-Trunked Transport must specify Facility Hubs involved.

Additional ASR requirements for Switched Access Service are described in 4.2.5 and 4.3.2.

- (B) The customer shall supply all details necessary to complete an order. The details may include the following: requested service date, customer name, customer designated location, end office, Interface Arrangement, type of Switched Access or Special Access, Supplemental Features, End Office Services and Signaling Interface, and originating and terminating capacity required. The customer may also be required to provide end user name and location, end user contact person, and end user access hours to complete an order for Special Access.

When a customer orders mixed interstate and intrastate Switched Access, the customer is required to provide an estimate of the percent of traffic, as described in 4.3.3, which will be intrastate. If the customer fails to provide this estimate, the order will not be processed until such time as the customer provides this estimate.

3. ORDERING OPTIONS FOR FSA

3.1 General (Cont'd)

3.1.1 Ordering Conditions (Cont'd)

- (C) When the Alternate Traffic Routing Optional Arrangement is ordered, more than one customer designated location will be supplied and the number of trunks or BHMC for FGB, FGC and FGD to each CDL shall be specified.

When the Alternate Traffic Routing Basic Service Element (BSE) is ordered, more than one CDL will be supplied and the number of trunks or BHMC for BSA-B, BSA-C and BSA-D to each CDL should be specified.

- (D) The customer shall order SAC Access Service, as described in 4.2.1, in the same manner as ordering FGD or BSA-D with the following exceptions. For 500 SAC Access Service, customers may request direct connections to only those offices designated by the Telephone Company as 500 SAC Access Service screening offices. All 500 NXX code assignments and administration shall be in accordance with the North American Numbering Plan (NANP).

800 Access Service is offered only in conjunction with the 800 Customer Identification Function as described in 4.2 and in conjunction with 800 Data Base Query Service as described in 4.2. Customers may request 800 access connections to suitably equipped end offices and access tandem offices. A list of those offices will be provided upon request. All 800 number assignments shall be administered by the Number Administration Service Center (NASC) through the Service Management System (SMS).

500 NXX Codes to be activated and/or deactivated in conjunction with 500 SAC Access Service, must be provided to the Telephone Company at least 30 business days prior to the effective date of the change.

An ASR is required by the Telephone Company for 500 NXX codes to be activated or deactivated on an access facility level basis. The Switched Access Ordering Charge as described in 4.5.2 will apply. Customer assigned codes for which an ASR has not been received will be blocked.

When SAC Access Service is not terminated over a Special Access Line as in 5.1.1, the customer must notify the Telephone Company of all local exchange telephone numbers to which SAC Access Service traffic is designated so that the Telephone Company can balance the end office in accordance with standard Telephone Company engineering practices for heavy volume lines.

3. ORDERING OPTIONS FOR FSA**3.1 General (Cont'd)****3.1.1 Ordering Conditions (Cont'd)**

- (E) To determine if adequate central office facilities (i.e., trunk circuits) for FGD or BSA-D will be available on the conversion date to equal access and to be eligible for the allocation as set forth in the following paragraph all customers (including those customers who convert existing FGA, FGB, FGC, BSA-A, BSA-B and BSA-C to FGD or BSA-D) must order FGD or BSA-D 120 days prior to an end office conversion to equal access.

When trunk circuits are not available to meet the demand an allocation of available trunk circuits will be required. The allocation of available facilities is a three-step process as described below:

In this example assume nine ICs have ordered BHCs which necessitate 1,000 FGD trunks where only 800 FGD trunk circuits are available at the conversion date.

Step 1: Provide an initial flat 25% distribution of available trunk circuits to each requesting IC except for incremental requests over existing levels of FGC. (See table in Step 3.)

- $25\% \times 800$ (available facilities) = 200
- $\frac{200}{(9-1)} = 25$

Step 2: Assign all remaining trunk circuits proportionately, working from bottom up until ICs, as a result of the proration, are assigned less facilities than desired. First determine facilities available for apportionment.

- $800 - 175 = 625$ (eligible ICs are A, B, C, D, E, F)
- $\frac{(\text{Desired Facilities})}{(\text{Total Desired Facilities})} \times \frac{(\text{Remaining of Remaining Facilities})}{(\text{Remaining Facilities})}$
- $F = \frac{70}{1000 - 50} \times 625 = 46$ (assign only 45)(**)
- $E = \frac{80}{1000 - 120} \times (625 - 45) = 53$

(E receives less facilities than originally ordered, i.e., $53 + 25 = 78$)

3. ORDERING OPTIONS FOR FSA**3.1 General (Cont'd)****3.1.1 Ordering Conditions (Cont'd)****(E) (Cont'd)**

Step 3: When an IC receives less facilities than desired, the remainder of ICs are allocated according to the following allocation factor:

$$\frac{\text{Remaining Facilities}}{\text{Total Desired Facilities of Remaining Eligible ICs of Access}} = \frac{625 - 98}{1000 - 200} = \frac{527}{800} = .659$$

- D = 100 x .659 = 66
- C = 200 x .659 = 132
- B = 200 x .659 = 132
- A = 300 x .659 = 197

ICs	Demand Desired (In Trunks)	Resources Available	Step 1 Flat 25% Distribution	Step 2	Step 3	Total Assigned Trunk Circuits
A	300	-	25	-	197	222
B	200	-	25	-	132	157
C(*)	200	-	-0-	-	132	132
D	100	-	25	-	66	91
E	80	-	25	53	-	78
F	70	-	25	45(**)	-	70
G	25	-	25	-	-	25
H	15	-	15(**)	-	-	15
I	10	-	10(**)	-	-	10
Total	1,000	800	175	98	527	800

(*) Request for additional trunk circuits by an IC with existing FGC or BSA-C

(**) Will not assign more than desired.

- (F) The provision of Special Access requires the selection of a terminating option as defined in Section 5.3. The provision of Switched Access requires an Entrance Facility as defined in 4.2.3(B). In the event the customer does not identify an interface preference with the ASR, the Telephone Company will provide an electrical interface.

3. ORDERING OPTIONS FOR FSA

3.1 General (Cont'd)

3.1.1 Ordering Conditions (Cont'd)

- (G) When ordering Operator Services, an ASR is required to establish a new FGC, FGD, BSA-C or BSA-D trunk group(s) or to add Operator Services to an existing FGC, FGD, BSA-C or BSA-D trunk group between the Telephone Company's Operator Services Switching Location and one CDL in the same LATA.
- (H) When ordering Signaling System 7 (SS7) Out of Band Signaling as described in 4.2.5, the customer shall provide an ASR specifying reference to existing CCS7 Access service facilities or reference to a related ASR for CCS7 Access service as described in 4.2. The customer's ASR shall also include Signaling Transfer Point (STP) point codes, STP location identifier codes, FGD or BSA-D trunk or 800 Service Access trunk circuit identification codes and switch type. When ordering SS7 Out of Band Signaling for FGD or BSA-D, the customer shall specify that all traffic carried by that FGD or BSA-D will be equipped with out of band signaling. The customer shall work cooperatively with the Telephone Company to determine the number of CCS7 Access service connections required to handle the customer's SS7 Out of Band Signaling traffic.
- (I) When ordering Expanded Interconnection Services (EIS) as described in 14, the customer shall place an ASR for the Cross Connect, as described in 4.5.3 and 5.1.1, to interconnect the facilities of the Telephone Company to the facilities of the customer. Each service application used in conjunction with EIS will require a separate ASR. When ordering additions or changes to the existing EIS facilities, the customer must refer to the specific EIS facilities affected by the addition or change.
- (J) When ordering FGD or BSA-D Switched Access with 950-XXXX Access as described in 4.2.5, the customer shall provide an ASR specifying which 950-XXXX access code(s) are to be routed and the FGD or BSA-D Switched Access Service over which resulting originating 950-XXXX access code calls are to be routed.

3.1.2 Provision of Other Services

- (A) At the option of a customer, Ancillary Services, Additional Labor, Testing and Special Routing services may be ordered with an Access Service Request (ASR) at the same time the ASR is accepted by the Telephone Company. Such requests will be considered to be supplemental to the ASR. The rates and charges for these services as set forth in other sections of this Price Guide will apply in addition to the ordering charges set forth in this section and the rates and charges for the Switched Access or Special Access with which they are associated.
- (B) The items listed in (A) preceding may subsequently be added to the ASR at any time, up to and including the service date established by the ASR. When ordered subsequently, charges for ASR modifications as set forth in Section 3.2.2 will apply.

3. ORDERING OPTIONS FOR FSA

3.1 General (Cont'd)

3.1.3 Special Construction

- (A) The regulations, rates and charges for Special Construction are in Section 10 are in addition to the regulations, rates and charges specified in this section.
- (B) Special Construction is not applicable to EIS.

3.1.4 Expanded Interconnection Service (EIS)

The regulations, rates and charges for EIS in Section 14 are in addition to the regulations, rates and charges specified in this section.

3.2 Access Service Request (ASR)

An ASR is used by the Telephone Company to receive orders for the following types of FSA requested by the customer:

- Switched Access as in Section 4,
- Special Access as in Section 5, and
- Expanded Interconnection Service as in Section 14, and
- Other Services as in other sections of this Price Guide.

3.2.1 Service Date Intervals

The time required to provision service is known as the service date interval. Such intervals will be established in accordance with published service date interval guidelines which are available to customers upon request. The service date interval guidelines will apply to ASRs and will specify the quantities of FSA that can be provided on the same service date. The customer may request a service date other than that established pursuant to the service date interval guidelines. The Telephone Company, where possible, will establish the service date in accordance with such request, subject, however, to the Price Guide provisions governing the ordering of services not listed in the service date interval guidelines.

The customer requested service date may not exceed the Telephone Company offered service date by more than six months.

3. ORDERING OPTIONS FOR FSA

3.2 Access Service Request (ASR) (Cont'd)

3.2.2 FSA Order Modifications

The customer may request a modification of its ASR prior to the service date. The Telephone Company will make every effort to accommodate a requested modification when it is able to do so with the normal work force assigned to complete such an ASR within normal business hours. If the modification cannot be made with the normal work force during normal business hours, the Telephone Company will notify the customer. If the customer still desires the ASR modification, the Telephone Company will schedule a new service date. All charges for ASR modifications will apply on a per occurrence basis. Where a new ASR may be required the appropriate charges as set forth in other sections of this Price Guide will be applicable.

Any increase in the number of Switched Access lines for FGA or BSA-A; trunks or BHMCs for FGB, FGC, FGD, BSA-B, BSA-C and BSA-D or Special Access circuits will require the issuance of a new ASR for the incremental capacity.

(A) Service Date Change Charge

ASR service dates may be changed; however, a Service Date Change Charge will apply for each service date change after the plant test date on the ASR.

For Switched Access, the new service date may not exceed the original service date by more than 30 calendar days. If the requested service date is more than 30 calendar days after the original service date, the ASR will be canceled by the Telephone Company and cancellation charges as set forth in 3.2.6 will apply. The ASR will be reissued with the new service date.

For Special Access, except as specified below, the new service date may not exceed the original service date by more than 30 calendar days. If the requested service date is more than 30 calendar days after the original service date, the ASR will be canceled by the Telephone Company. Cancellation charges as set forth in 3.2.6 will apply and the ASR will be reissued with the new service date unless the customer indicates that billing for the service is to commence as set forth in 3.2.6(A).

With the agreement of the Telephone Company, a new service date may be established that is prior to the original service date and the provisions set forth in (E) will apply in addition to the Service Date Change Charge.

	Nonrecurring <u>Charge</u>
Per Service Date Change	\$36.58

3. ORDERING OPTIONS FOR FSA

3.2 Access Service Request (ASR) (Cont'd)

3.2.2 FSA Order Modifications (Cont'd)

(B) Partial Cancellation Charge

Any decrease in the number of Switched Access lines for FGA or BSA-A; trunks or BHMCs for FGB, FGC, FGD, BSA-B, BSA-C and BSA-D or Special Access circuits will be treated as a partial cancellation.

A customer may cancel any number of Special Access circuits.

When a customer partially cancels the service ordered on an ASR, charges will apply as follows:

- (1) When an ASR for Switched Access Service is partially canceled on or after the Application Date, the charge will be determined by multiplying the total Installation nonrecurring charges for the canceled portion of the order by the number of business days elapsed since the Application Date and dividing that figure by the number of days in the service interval.
- (2) When an ASR for Special Access Service is partially canceled, the charge will be determined by multiplying the total Special Access nonrecurring charges for the canceled portion of the order by the number of business days elapsed since the Application Date and dividing that figure by the number of days in the service interval.
- (3) When a customer cancels part of an ASR for which billing has commenced as provided in 3.2.2(A) and 3.2.6(A), cancellation charges in 3.2.6(C)(3) will apply to that part of the ASR being canceled.

(C) Discontinuance of Service

A customer may discontinue FSA that is in service at any time. The request for discontinuance of service must be received by the Telephone Company at least two business days prior to the date on which service is to be disconnected and billing discontinued. The request may be verbal or written, however, a verbal request must be followed, within ten days, by written confirmation. The written confirmation serves as a confirmation of the verbal request rather than a request itself. The customer must notify the Telephone Company of a delay or cancellation in the discontinuance request prior to the disconnect date. The Telephone Company, where possible, will establish the disconnect date in accordance with such request. Billing and service will then continue until the new requested disconnect date. If a service is discontinued prior to the expiration of the Minimum Period in 3.2.4, the Minimum Period Charges in 3.2.5, may apply.

3. ORDERING OPTIONS FOR FSA

3.2 Access Service Request (ASR) (Cont'd)

3.2.2 FSA Order Modifications (Cont'd)

(D) Design Change Charges

The customer may request a design change to the FSA ordered. A design change is any change to a FSA Order which requires engineering review. A design change may include the cancellation or addition of Optional Arrangements. It may not include a change of Switched Access or Special Access Interface Arrangement or facility type, IC point of presence, end user premises, end office switch, or FSA type. Changes of this nature will require a new order. The design change charge will apply to all Switched Access lines, trunks, or Busy Hour Minutes of Capacity, or Special Access circuits.

The Telephone Company will review the requested change, notify the customer whether the change can be accommodated and specify if a new service date is required. If the customer authorizes the Telephone Company to proceed with the design change, a Design Change Charge will apply on a per order per occurrence basis. The Design Change Charge is equal to one half of the nonrecurring charges for the FSA ordered when there is no nonrecurring charge associated with the change being made. If the change involves the addition or deletion of Optional Arrangements for which nonrecurring charges are stated, the Design Change Charge is equal to 1/2 the nonrecurring charge for each arrangement being added or deleted. The Design Change Charge will apply on a per FSA basis.

If a change or service date is required, the Service Date Change Charge as set forth in (A) preceding will also apply.

(E) Requests for Expedition

A customer may request an expedited service date. When this situation occurs, charges will be applicable as set forth in 6.2 following. The Telephone Company will provide an estimate of the charges to the customer. The customer must accept the price estimate prior to the Telephone Company's performing the expedite. The actual charges billed to the customer will be no more than 10 percent over the estimate.

3.2.3 Specific Circuit Path Selection

- (A) Requests for a specific circuit is not an option of the customer except as provided for under Special Facilities Routing of FSA as set forth in Section 9 following.

3. ORDERING OPTIONS FOR FSA

3.2 Access Service Request (ASR) (Cont'd)

3.2.4 Minimum Period

- (A) The Minimum Period for which Special Access, End User FSA, Basic Service Elements, and Packet Switching Network Service are provided and for which charges are applicable, is one month, except as set forth in B through I.
- (B) The Minimum Period for Miscellaneous Services is as set forth in Section 6.
- (C) The Minimum Period for Ancillary Services is as set forth in Section 8.
- (D) The Minimum Period for temporary videoband Special Access is the minimum period for which rates are established in Section 5.7.
- (E) The Minimum Period for FSA provided under Special Construction provisions and for which charges are applicable is as set forth in Section 10.
- (F) The Minimum Period for FGA, FGB, FGC, BSA-A, BSA-B, BSA-C and also for FGD or BSA-D ordered after the conversion of an end office to equal access, is three months. For the application of the minimum period charges for Switched Access Service FGB, FGC, BSA-B, BSA-C and for FGD or BSA-D ordered after the conversion of an end office to Equal Access, it is assumed the last identical capacity placed in service is the first one discontinued.
- (G) The minimum periods for Special Access DS3 Service are in Section 5.6.
- (H) The minimum periods for Expanded Interconnection Services are in Section 14.

3.2.5 Minimum Period Charges

When FSA are discontinued prior to the expiration of the Minimum Period, charges are applicable for the remaining month(s) and/or fraction thereof of the Minimum Period.

The Minimum Period Charge will be determined as follows:

- (A) For Switched Access usage sensitive rate elements, the charge for the minimum period, or fraction thereof, is equal to the applicable rates for the actual or assumed usage for the minimum period or such fraction thereof. For Switched Access flat-rated monthly elements (i.e., Entrance Facility, Direct-Trunked Transport and Multiplexing rates), the charge for the minimum period or fraction thereof is the applicable monthly rates for the service.
- (B) For Special Access, other than DS3 service, the charge is the applicable monthly rate for the service(s) as set forth in 5.7. For Special Access DS3 service, the charges are in Section 5.6.
- (C) For part-time or occasional program audio Special Access services, the rates as set forth in 5.6 and 5.7.

3. ORDERING OPTIONS FOR FSA**3.2 Access Service Request (ASR) (Cont'd)****3.2.6 Cancellation of an ASR**

- (A) A customer may cancel ordered FSA on any date prior to the service date. The cancellation date is the date the Telephone Company receives written or verbal notice from the customer that the ASR is to be canceled. The verbal notice must be followed by written confirmation within 10 days.

For Switched Access Tandem-Switched Transport or ASRs requesting additional trunk activations on existing Direct-Trunked Transport Facilities, if a customer or an end user is unable to accept FSA within 30 days of the original service date, the FSA Order shall be considered canceled, and charges as set forth in (C) following will apply. In such instances, the cancellation date shall be the 31st day beyond the original service date of the FSA Order.

For Special Access, and Switched Access Entrance Facilities and Direct-Trunked Transport, if a customer is unable to accept service within 30 calendar days of the original service date, the customer has the choice of the following options:

- The ASR shall be cancelled and charges in (C) will apply, or
- Billing for the service will commence.

In either case, the cancellation date or the billing date shall commence on the 31st calendar day beyond the original service day on the ASR.

- (B) FSA Order costs are considered to have started when the Telephone Company incurs any cost in connection therewith or in preparation thereof which would not otherwise have been incurred. These costs include but are not limited to preliminary engineering, orders to suppliers and other similar items of cost. For purposes of determining cancellation charges, the costs are considered to have started the day the Telephone Company is scheduled to complete entering the initial order details into its order distribution system. For all FSA Orders this is known as the Scheduled Issued Date.

3. ORDERING OPTIONS FOR FSA

3.2 Access Service Request (ASR) (Cont'd)

3.2.6 Cancellation of an ASR (Cont'd)

(C) When a customer cancels an ASR for the installation of new service, or an ASR to modify existing service, charges will apply as follows:

- (1) When an ASR for Switched Access Service is canceled on or after the Application Date, the Cancellation Charge is calculated, on a per order basis, by multiplying the total Installation nonrecurring charges for the quantity ordered by the number of business days elapsed since the Application Date, and dividing that figure by the number of days in the service interval (i.e., the number of business days between the Application Date and the last day of the service date interval) and adding the Switched Access Ordering Charge.
- (2) When an ASR for Special Access Service is canceled on or after the Application Date, the Cancellation Charge is calculated, on a per order basis, by multiplying the total nonrecurring charges for the quantity ordered by the number of business days elapsed since the Application Date, and dividing that figure by the number of days in the service interval (i.e., the number of business days between the Application Date and the last day of the service date interval).
- (3) When a customer chooses to commence billing rather than cancel an ASR for these services specified in (A), the customer must submit an ASR prior to calendar day 31 from the original service date and request a service date change. The new service date may not exceed the original service date by more than 120 calendar days. Charges in 3.2.2(A) will only apply for each subsequent service date change request after calendar day 31, not to exceed 120 calendar days.

When a customer elects to commence billing, monthly recurring charges will begin accruing at calendar day 31 after the original service date. Upon completion of the ASR, the initial bill for the service will include these accrued charges and any additional nonrecurring charges in addition to billable charges specified in 2.4.1(C).

If the ASR is not completed within 121 calendar days of the original service date, the ASR will be canceled. Cancellation charges in (C)(2) will apply. In addition, the customer will be billed the accrued monthly recurring charges specified above plus any additional nonrecurring charges applicable for the Service. These charges will be computed commencing at day 31 after the original service date up to and including the cancellation date, not to exceed 90 days of service (120 days from the original service date). The Telephone Company will not reissue an ASR with a new service date beyond 121 calendar days. It will be the customer's responsibility to submit a new ASR for Switched or Special Access Service, as appropriate.

3. ORDERING OPTIONS FOR FSA

3.3 Access Service Requests for Services by More Than One Telephone Company

- (A) Switched or Special Access Services provided by more than one telephone company are services where one end of the Switched Transport or Special Transport facility is in the operating territory of one telephone company and the other end of the facility is in the operating territory of a different telephone company.

The ordering procedure for this service is as set forth in (1) and (2) following. At the time the order is placed, the Telephone Company will identify which ordering procedures apply.

(1) Single Company Billing

The telephone company receiving the FSA order from the customer will arrange to provide the service and bill the customer as set forth in 2.7(A)(1) preceding. The customer will place the ASR with the telephone company as follows:

- (a) For Switched Access Services the customer will place the FSA order with the telephone company in whose territory the following is located:

- FGA or BSA-A - dial tone office

When the preceding is not in the same telephone company's territory as the customer designated location, the customer must supply a copy of the ASR to the telephone company in whose territory the customer designated location is located.

(2) Meet Point Billing

Each telephone company will provide its portion of the Switched Transport or Special Transport service within its operating territory to the meet point with the other telephone company(s). The billing percentage will be determined by the telephone companies involved in providing the FSA service and listed in the NECA Tariff FCC No. 4.

For all Switched Access Services and all Special Access Services the order will be placed with the Telephone Company as specified in the Ordering and Billing Forum's Multiple Exchange Carrier Ordering and Design (MECOD) guidelines. The customer will be billed for its Access Service in accordance with the billing arrangements as set forth in 2.7(A)(2) preceding. The customer shall provide a copy of the ASR to each telephone company involved in the joint provision of access.

4. SWITCHED ACCESS

4.1 General

Switched Access provides two-point communications paths between the point of termination at a CDL and the points of termination at Telephone Company end user's premise within the Access Area. Each path is established through the use of Switched Transport, End Office Services, Common Lines or Special Access Lines. Switched Access provides for the ability to originate calls from an end user's premises to the CDL and to terminate calls from the CDL to an end user's premises in the Access Area where it is provided. Specific descriptions of Switched Access are in 4.2 following. Switched Access Services may be connected to a customer's transmission equipment and facilities using a DS0, DS1, or DS3 Cross Connect arrangement where the customer is provided Expanded Interconnection Service as defined in Section 14. For the dedicated portion of WATS and 800 Service, the standard WATS and 800 access line charges as set forth in the Southwestern Bell Telephone Company Wide Area Telecommunications Service Price Guide are applicable.

Switched Access is ordered in either quantities of lines, trunks, or in Busy Hour Minutes of Capacity (BHMC). FGA and BSA-A is furnished on a per-line basis and FGB, FGC, FGD, BSA-B, BSA-C and BSA-D are furnished on a per-trunk basis in accordance with the capacity ordered in trunks or BHMC.

Quantities of lines, trunks or total BHMC of the circuit group connecting the first point of switching and the CDL are determined at the Telephone Company's first point of switching.

A customer may designate one or more CDLs within the LATA for FGA, FGB, FGC, FGD, BSA-A, BSA-B, BSA-C, BSA-D Switched Access or 800 Access Service, except that in the case of 800 Access service, customers may request connections only to suitably equipped end offices and access tandem offices as discussed in 3.1.1.

When Switched Access is ordered in BHMC, the BHMC must be differentiated by Feature Group type and directionality of traffic as in 4.3.2 in order for the Telephone Company to properly design Switched Access to meet the traffic carrying capacity requirements of the customer.

When a customer plans to use Switched Access in connection with the resale of services of an IC, the provisions for such Switched Access charges are in Section 12.

Switched Access is provided with basic testing as described in 4.2.4 and 4.2.7. Additional testing is provided as described in 6.6. Testing is provided only on the FSA supplied by the Telephone Company.

When Switched Access is ordered in BHMC, the BHMC must be differentiated by Feature Group type and directionality of traffic as set forth in 4.3.2 in order for the Telephone Company to properly design Switched Access to meet the traffic carrying capacity requirements of the customer.

When a customer plans to use Switched Access in connection with the resale of services of an IC, the provision for such Switched Access charges is set forth in Section 12.

4. SWITCHED ACCESS

4.1 General (Cont'd)

Switched Access is provided with basic testing as described in 4.2.4 and 4.2.7. Additional testing is provided as described in 6.5. Testing is provided only on the FSA supplied by the Telephone Company.

Shared use between Switched Access and Special Access over high-capacity facilities is described in 5.6.7.

Switched Access may be ordered by the customer for mixed intrastate and interstate communications as set forth in 4.3.2 and 4.3.3.

4.2 Description of Switched Access

Switched Access is provided in conjunction with either of two types of access services, bundled Feature Groups or unbundled Basic Serving Arrangements (BSAs). BSAs are provided in two basic categories differentiated by their technical characteristics and how they connect, line side or trunk side connection, to the Telephone Company's first point of switching. The trunk side BSA is further differentiated into three alternatives based upon how the end user accesses the trunk side BSA, with or without an access code. Feature Group A (FGA) and Basic Serving Arrangement A (BSA-A) are defined as line side connections to the Telephone Company's network. Feature Group B (FGB), Feature Group C (FGC), Feature Group D (FGD), Basic Serving Arrangement Alternative B (BSA-B), Basic Serving Arrangement Alternative C (BSA-C), and Basic Serving Arrangement Alternative D (BSA-D) are defined as trunk side connections to the Telephone Company's network. The use of a line side or trunk side switched access connection is dependent upon the switched access arrangement ordered by the customer. Feature Groups and BSAs are arranged for either originating, terminating, or two-way calling, based on the end office switching capacity ordered. Originating calling permits the delivery of calls from Telephone Company exchange service locations to the customer's premises. Terminating calling permits the delivery of calls from the customer's premises to Telephone Company exchange service locations. Two-Way calling permits the delivery of calls in both directions, but not simultaneously.

Switched Access will be provided as both Feature Groups and BSAs to Telephone Company end offices either directly routed or routed via an access tandem, except as set forth following:

- Feature Group and BSA trunk side equivalents (FGB and BSA-B, FGC and BSA-C, and FGD and BSA-D) may not be provided for the same Carrier Identification Code (CIC) and/or Billing Account Number (BAN) at Telephone Company end offices which subtend the same tandem. When a Telephone Company end office subtends multiple tandems, Feature Group and BSA trunk side equivalents may not be provided for the same CIC and/or BAN at any Telephone Company end office which subtends either tandem.
- Feature Group and BSA line side equivalents (FGA and BSA-A) may not be mixed in the same multiline hunt group.

4. SWITCHED ACCESS

4.2 Description of Switched Access (Cont'd)

4.2.1 Description of Feature Groups

The Telephone Company, under the ordering provisions as set forth in 3. preceding, at rates and charges as specified in 4.6 following, will provide Switched Access as follows

(A) Feature Group A

Feature Group A (FGA), which is available to all customers, provides line side access to Telephone Company end office switches with end user access at NXX-XXXX for the customer's use in originating and terminating communications. FGA is available as Message Telecommunications Service-type or Wide Area Telecommunications service-type (MTS/WATS-type) accessible as Foreign Central Office/Off Network Access Line (FCO/ONAL) open end access, for customer provided intrastate communications capability or connection to an interexchange intrastate service.

- (1) FGA is provided at all Telephone Company end office switches and switches customer communications to and from Common Lines, or Special Access Lines.

FGA utilizes a two point electrical communications path between the Interface Arrangement and the Common Line or Special Access Line which is a voice grade transmission path comprised of any form or configuration of plant capable of, and typically used in the telecommunications industry for the transmission of the human voice and associated telephone signals within the frequency bandwidth of approximately 300 to 3000 Hz.

- (2) FGA is provided as line-side switching through end office switch line equipment. Line side switching may, at the option of the customer, be provided with ground start supervisory signaling or loop start supervisory signaling.
- (3) The customer shall select the first point of switching, within the selected FGA Access Area.
- (4) FGA is arranged for originating calling only, terminating calling only or two-way calling. The Telephone Company will determine the type of calling to be provided unless the customer requests the option, customer Specification of Switched Access Directionality as described in 4.2.5(H). For such specifications, additional charges on an Individual Case Basis will apply if the calling arrangements are different from that the Telephone Company would have provided without such special arrangements. Originating calling permits the origination of calls from the customer's end user to the CDL. Terminating calling permits the termination of calls from the CDL to the end user. Two-way calling permits either the originating or termination of calls, but not simultaneously.

4. SWITCHED ACCESS

4.2 Description of Switched Access (Cont'd)

4.2.1 Description of Feature Groups (Cont'd)

(A) Feature Group A (Cont'd)

- (5) FGA, when used in the terminating direction is arranged with dial tone start-dial signaling and dial pulse address signaling. FGA, when used in the terminating direction may, at the option of the customer, be arranged for Dual Tone Multifrequency (DTMF) address signaling, subject to availability of equipment in the end office from which FGA is provided. When FGA is provided in a Hunt Group Arrangement or Uniform Call Distribution Arrangement, all FGA will be arranged for the same type of signaling.

No address signaling is provided by the Telephone Company when FGA is used in the originating direction. Address signaling in such cases, if required by the customer, must be provided by the end user using inband tone signaling techniques. Such inband tone address signals will be subject to the ordinary transmission capabilities of the Switched Transport provided.

- (6) FGA, when being used in the terminating direction, may be used to access valid NXXs in the FGA Access Area. For FGA, the access area is defined as the LATA. Access is also provided to local operator service (0- and 0+), directory assistance (411 and 555-1212), emergency reporting service (911), local telephone repair (611), information services (e.g., time and temperature) and customer services (by dialing the appropriate digits). The customer will be billed for an operator surcharge, as set forth in the Telephone Company General and/or Local Price Guides, for local operator assistance (0-) calls; calls to Directory Assistance (411 and 555-1212) calls; certain community information calling and customer call charges in accordance with the Price Guides in force when the Telephone Company performs the billing for such customer calls.

Access to these services may, at the option of the customer, be blocked when the Call Denial on Line or Hunt Group, three digit or six digit dial code screening arrangements are provided, subject to the availability of the equipment in the end office from which FGA is provided. Call Denial on Line or Hunt Group is an arrangement which will screen terminating calls except calls to 411, 611, 911, 800, 555-1212, and a set of NXXs specified by the customer, in cooperation with the Telephone Company for each end office switch and route all other calls to reorder tone or recorded announcement.

4. SWITCHED ACCESS

4.2 Description of Switched Access (Cont'd)

4.2.1 Description of Feature Groups (Cont'd)

(A) Feature Group A (Cont'd)

(6) (Cont'd)

Three-digit dial code screening is an arrangement which will screen Access Area terminating calls and allow completion of calls to one or more specific NXXs (or all NXXs) within the Home (NPA), or calls to one, two, or three-digit service codes (e.g. 0, 411) and route all others to reorder tone or recorder announcement.

Six-digit dial code screening is an arrangement which will screen Access Area terminating calls and allow completion of calls to selected NXXs within foreign NPAs and route all other calls in the foreign NPA to reorder tone or recorded announcement.

- (7) FGA is provided on a single line basis. FGA may, at the option of the customer, be provided in a Hunt Group Arrangement or a Uniform Call Distribution Arrangement. When FGA is provided with these arrangements, the FGA may also at the option of the customer, be provided with a Nonhunting Number Arrangement. The Uniform Call Distribution Arrangement and the Nonhunting Number Arrangements are only available from certain Telephone Company end office switches. All FGA in a Hunt Group Arrangement or Uniform Call Distribution Arrangement with the Nonhunting Number Arrangement will be similarly arranged.
- (8) A seven-digit local telephone number assigned by the Telephone Company is provided for access to FGA in the originating direction. The seven-digit local telephone number will be associated with the selected end office switch and is of the form NXX-XXXX. If the customer requests a specific seven-digit telephone number that is not currently assigned and the Telephone Company can, with reasonable effort, comply with that request, the requested number will be assigned to the customer.

4. SWITCHED ACCESS

4.2 Description of Switched Access (Cont'd)

4.2.1 Description of Feature Groups (Cont'd)

(A) Feature Group A (Cont'd)

- (9) FGA is provided with basic testing at no additional charge. Basic tests include: loss, 3 tone slope, (C-message and C-notched), dc continuity and when applicable operational signaling.

- (a) Where Telephone Company equipment is available a seven-digit access number will be provided to the customer for testing in the terminating direction. These access numbers shall include: balance (100 type) test line, and milliwatt (102 type) test line.

Additional testing will apply as set forth in 6.6 following when: (a) the customer requests a test not specified in the preceding; (b) the test requested is not essential to the ongoing maintenance of FGA; or (c) the customer requests testing on a more frequent basis than scheduled for in the Telephone Company's Central Office Maintenance Planning System (COMPS). The Telephone Company will routinely perform maintenance testing from the dial tone end office to the customer's first point of switching.

- (10) When all FGA for an individual customer (a single line or entire hunt group) is discontinued at an end office, a regular number intercept announcement is provided. This arrangement provides, for a limited period of time, an announcement that the service associated with the number dialed has been disconnected.
- (11) FGA is provided with either Type B or Type C transmission performance. The parameters associated with these performances are guaranteed to the first point of switching. Type C transmission performance is provided with Interface Arrangements 1 and Type B is provided with Interface Arrangements 2 through 10. In addition, Data Transmission Parameters may, at the option of the customer, be provided with FGA.

4. SWITCHED ACCESS

4.2 Description of Switched Access (Cont'd)

4.2.1 Description of Feature Groups (Cont'd)

(B) Feature Group B

Feature Group B (FGB), which is available to all customers, provides trunk side access to Telephone Company end office switches with an associated uniform 950-XXXX access code for originating and terminating communications for customer provided intrastate communications capability or connection to an interexchange intrastate service. A more detailed description of FGB is as set forth following.

- (1) FGB, when provided without the use of an access tandem switch (in a directly routed arrangement), is provided at all Telephone Company appropriately equipped electronic end office switches. When provided via Telephone Company appropriately equipped electronic access tandem switches, FGB end office services are provided at all Telephone Company subtending end office switches in the terminating direction and at appropriately equipped end offices in the originating direction utilizing the end user access code 950-XXXX. For those subtending end offices that are not appropriately equipped, access in the originating direction is available by the end user code of 1+950-XXXX.

FGB utilizes a two point electrical communication path between the Interface Arrangement and the Common Line or a Special Access Line, as set forth in 4.2.1(B) preceding, which is a voice grade transmission path comprised of any form or configuration of plant capable of, and typically used in the telecommunications industry for, the transmission of the human voice and associated telephone signals within the frequency bandwidth of approximately 300 to 3000 Hz.

- (2) FGB is provided as trunk side switching through the use of end office switch trunk equipment. The switch trunk equipment is provided with wink start start-pulsing and answer and disconnect supervisory signaling.
- (3) The Telephone Company will select the trunking arrangement from the end office, within the selected Access Area from which FGB is to be provided. If the customer orders the Automatic Number Identification (ANI) Arrangement or Rotary Dial Station Signaling, where available, special routing and trunking arrangements may be required.

4. SWITCHED ACCESS

4.2 Description of Switched Access (Cont'd)

4.2.1 Description of Feature Groups (Cont'd)

(B) Feature Group B (Cont'd)

- (4) FGB is arranged for either originating, terminating, or two-way calling based on the trunks of BHMC ordered. The Telephone Company will determine the type of directional calling to be provided unless the customer requests the option, customer Specification of Switched Access Directionality as described in 4.2.5(H) following. For such specification, additional charges on an Individual Case Basis will apply if the calling arrangements are different from that the Telephone Company would have provided without such special arrangements. Originating calling permits the origination of calls from the customer's end user to the CDL. Terminating calling permits the termination of calls from the CDL to the end user. Two-way calling permits either the origination or termination of calls, but not simultaneously.
- (5) FGB, when being used in the terminating and originating direction, is provided with multifrequency address signaling. At the option of the customer, up to 7 Digits Outpulsing of Access Digits to the customer will be provided in the originating direction by the Telephone Company equipment to the CDL where the FGB terminates. Except for FGB provided with the Automatic Number Identification (ANI) Arrangement or Rotary Dial Station Signaling as set forth in 4.2.5 (L) following, any other address signaling in the originating direction, if required by the customer, must be provided by the end user using inband tone signaling techniques. Such inband tone address signals will not be regenerated by the Telephone Company and will be subject to the ordinary transmission capabilities of the Access Connections and Local Transport provided.
- (6) FGB, when being used in the terminating direction, may be used to access valid NXXs in the FGB Access Area. If the FGB connection is made directly to an end office the Access Area is that of that end office only. If the FGB connection is made to an access tandem the Access Area is that of all end offices subtending that access tandem. The description of any FGB Access Area will be provided to the customer upon request. Access is also available to information services (e.g., time and temperature) and IC services by dialing the appropriate digits and other services when those services can be reached using valid NXX codes. When a provider of MTS-type and WATS-type services subscribes to both FGB and FGD at an equal access end office, all such FGB and FGD usage terminating to that end office will be subject to end office switching 2 (EOS2) rates as set forth in 4.5.2 and 4.6. When a provider of MTS and WATS subscribes to both FGB and FGD at an equal access end office or to both FGB and FGC at an end office, all such FGB, FGC and FGD usage originating and terminating at those end offices will be subject to EOS2 rates.

4. SWITCHED ACCESS

4.2 Description of Switched Access (Cont'd)

4.2.1 Description of Feature Groups (Cont'd)

(B) Feature Group B (Cont'd)

- (7) A separate trunk group will be established based on the directionality (i.e., originating only, terminating only, or two-way traffic) of the FGB arrangement provided.
- (8) The access code for FGB is a uniform access code in the form of 950-1XXX or 950-0XXX. For end offices not appropriately equipped an IC may instruct their end users to access the FGB by dialing 1+950-1/0XXX.
- (9) FGB may, at the option of the customer, be arranged to provide an Automatic Number Identification (ANI) Arrangement to obtain the calling station billing numbers. ANI is not available if the FGB connection is at an Access Tandem. The ANI arrangement provides seven digit calling station billing number information to the CDL. In those situations where no billing number is available in the end office switch, as with 4/8 party service, no seven-digit number will be provided and an "operator identification" information digit will be provided.

In those cases where an ANI failure has occurred in the end office switch, no seven digit number will be provided, and an "identification failure" information digit will be provided. ANI will be available using multifrequency signaling provided by the Telephone Company.

Rotary Dial Station Signaling will be made available in certain end offices using dial repeating equipment provided by the Telephone Company. The customer must order the Switched Transport arranged to pass the dial repeating signals. FGB is provided in directly routed arrangements where the ANI or Rotary Dial Station Signaling arrangements are provided.

Only calls from end users terminated on the end office switch will be provided with the ANI or Rotary Dial Station Signaling arrangements.

- (10) The Telephone Company will determine the end office ANI protocol for FGB. The Telephone Company makes no guarantee that ANI will be available at all end offices which have access to FGB.

4. SWITCHED ACCESS

4.2 Description of Switched Access (Cont'd)

4.2.1 Description of Feature Groups (Cont'd)

(B) Feature Group B (Cont'd)

(11) FGB is provided with basic testing at no additional charge. Basic tests include: loss, 3 tone slope, (C-message and C-notched noise) and where applicable, dc continuity, signaling and balance testing.

(a) Where Telephone Company equipment is available, a seven-digit access number will be provided to the customer for testing in the terminating direction. These access numbers shall include: balance (100 type) test line, milliwatt (102 type) test line, data transmission (107 type) test line, loop around test line, short circuit test line and open circuit test line.

(b) Where Telephone Company equipment is available and the customer is equipped with compatible remote office test lines, FGB will be provided with automatic testing (105 type or equivalent) in the originating direction.

Additional testing charges apply as set forth in 6.6 following when: (a) the customer requests a test not specified in the preceding; (b) the test requested is not essential to the ongoing maintenance of FGB; or (c) the customer requests testing on a more frequent basis than scheduled in the Telephone Company's Central Office Maintenance Planning System (COMPS). The Telephone Company will routinely perform maintenance testing from its access tandem or end office (if direct routed) to the customer's first point of switching.

(12) When all FGB is discontinued at an end office and/or in an Access Area, a regular number intercept announcement is provided. This arrangement provides, for a limited period of time, an announcement that the FGB associated with the number dialed has been disconnected.

(13) FGB is provided with either Type B or Type C transmission performance. The parameters associated with these performances are guaranteed to the end office, when routed directly, or to the first point of switching, when routed via an access tandem. Type C transmission performance is provided with Interface Group 1 and Type B is provided with Interface Group 2 through 10. In addition, Data Transmission Parameters may, at the option of the customer, be provided with FGB.

(14) FGB may at the option of the customer and with the concurrence of the Telephone Company, be provided with Alternate traffic Routing. This arrangement, as shown in 4.2.5(A), delivers originating traffic from an end office over a designated trunk group to the CDL. When that trunk group is fully loaded, additional originating traffic is automatically delivered over one or more designated trunk groups to one or more CDLs.

4. SWITCHED ACCESS

4.2 Description of Switched Access (Cont'd)

4.2.1 Description of Feature Groups (Cont'd)

(C) Feature Group C

Feature Group C (FGC) provides trunk side access to Telephone Company end office switches for providers of MTS and WATS for originating and terminating communications. FGC is available in all end offices which are not equipped for FGD or BSA-D End Office Services.

- (1) FGC is provided at all Telephone Company end office switches or Telephone Company designated access tandem switches. FGC is available at an end office switch unless FGD or BSA-D is provided in the same office. When FGD or BSA-D is available, FGC will be discontinued as soon as the conversion to FGD or BSA-D can be arranged.

FGC utilizes a two point electrical communication path between the Interface Arrangement and the Common Line or Special Access Line which is a voice grade transmission path comprised of any form or configuration of plant capable of, and typically used in the telecommunications industry for, the transmission of the human voice and associated signals within the frequency bandwidth of approximately 300 to 3000 Hz.

- (2) FGC is provided as trunk side switching through the use of end office switch trunk equipment. The switch trunk equipment is provided with answer and disconnect supervisory signaling. Wink start pulsing signals are provided in all offices where available. In those offices where wink start pulsing signals are not available, delay dial start pulsing signals will be provided.
- (3) The Telephone Company will select the trunking arrangement from the end office, within the selected Access Area from which FGC is to be provided. If the customer orders an Automatic Number Identification (ANI) Arrangement or Service Class Routing arrangement, special routing and trunking arrangements may be required.

4. SWITCHED ACCESS

4.2 Description of Switched Access (Cont'd)

4.2.1 Description of Feature Groups (Cont'd)

(C) Feature Group C (Cont'd)

- (4) FGC is arranged for either originating calling only, terminating calling only, or two-way calling based on the trunks or Busy Hour Minutes of capacity ordered. The Telephone Company will determine the type of directional calling to be provided unless the customer requests the option, customer Specification of Directionality as described in 4.2.5(H) following. For such specification, additional charges on an Individual Case Basis will apply if the trunk group routing arrangements are different from that the Telephone Company would have provided without such special arrangements. Originating calling permits the origination of calls from the customer's end user to the CDL. Terminating calling permits the termination of calls from the CDL to the end user. Two-way calling permits either the origination or termination of calls, but not simultaneously.

- (5) FGC is provided for multifrequency address signaling except in certain electromechanical end office switches where multifrequency signaling is not available. In such electromechanical end office switches, the address signaling will be dial pulse or reverive pulse signaling, whichever is available. Dial pulse address signaling may, at the option of the customer, be provided in lieu of multifrequency address signaling if such signaling facilities are available in the end office. Up to 12 digits of the called party number dialed by the customer's end user will be provided by Telephone Company equipment to the CDL where the FGC terminates.

Such called party number signals will be subject to the ordinary transmission capabilities of the Switched Transport provided.

- (6) FGC, when being used in the terminating direction, may be used to access NXXs in the FGC Access Area. If the FGC connection is made directly to an end office the Access Area is that of that end office only. If the FGC connection is made to an access tandem the Access Area is that of all end offices subtending that access tandem. The description of any FGC Access Area will be provided to the customer upon request. Access is also available to Directory Assistance and other services (by dialing the appropriate codes) when the services can be reached using valid NXX codes.

4. SWITCHED ACCESS

4.2 Description of Switched Access (Cont'd)

4.2.1 Description of Feature Groups (Cont'd)

(C) Feature Group C (Cont'd)

- (7) A separate trunk group will be established based on the directionality (i.e., originating only, terminating only, or two-way traffic) of the FGC arrangement provided.
- (8) No access code is required for FGC. In certain locations, due to central office equipment limitations, 2 or 3 digit access codes may be used. The Telephone number dialed by AT&TC's end user shall be a 7 or 10 digit number for calls in the North American Numbering Plan (NANP). For international calls outside the NANP, a 5 to 12 digit number may be dialed. The form of the numbers dialed by AT&TC's end users is NXX-XXXX, 0 or 1 + NXX-XXXX, NPA + NXX-XXXX, 0 or 1 + NPA + NXX-XXXX, and, when the International Direct Distance Dialing arrangement (IDDD) is provided, 01 + CC + NN or 011 + CC + NN.
- (9) FGC may, at the option of the customer, be arranged to provide an Automatic Number Identification (ANI) Arrangement to obtain the calling station billing number. The ANI arrangement provides seven-digit station billing number information to the CDL. In those situations where no billing number is available in the end office switch, as with 4/8 service, no seven-digit number will be provided and an "operator identification" information digit will be provided.

In those cases where an ANI failure has occurred in the end office switch, no seven-digit number will be provided and an "identification failure" information digit will be provided. ANI will be made available using multifrequency signaling provided by the Telephone Company.

FGC is provided in directly routed arrangements to the end office switch where the ANI arrangement is provided. The Telephone Company will determine the end office ANI protocol for FGC.

Only calls from end users terminated on the end office switch will be provided with the ANI arrangement. ANI is provided from end offices for which Telephone Company recording for end user billing is not provided, or where it is not required, as with 800 Service. It is not provided from end offices for which the Telephone Company needs to forward ANI to its recording equipment.

4. SWITCHED ACCESS

4.2 Description of Switched Access (Cont'd)

4.2.1 Description of Feature Groups\ (Cont'd)

(C) Feature Group C (Cont'd)

(10) FGC is provided with basic testing at no additional charge. Basic tests include: loss, 3 tone slope, (C-message and C-notched), and where applicable, signaling and balance testing.

(a) Where Telephone Company equipment is available, a seven-digit access number will be provided to the customer for testing in the terminating direction. The access number shall include: balance (100 type) test line, milliwatt (102 type) test line, automatic transmission measuring (105 type) test line, data transmission (107 type) test line, non- synchronous or synchronous test line, loop around test line, short circuit test line and open circuit test line.

(b) Where Telephone Company equipment is available and the customer is equipped with compatible equipment (remote office test lines and 105 test lines with associated responders or their functional equivalent), FGC will be provided with automatic testing.

(c) At the option of the Telephone Company, cooperative testing may be provided in lieu of automatic testing. Cooperative testing is where the Telephone Company provides a technician at its office(s) and the customer provides a technician at its CDL, with suitable test equipment to perform the required tests. The Telephone Company will routinely perform maintenance testing from its access tandem or end office (if direct routed) to the customer's first point of switching.

Additional testing charges will apply as set forth in 6.6 following when:
(a) the customer requests a test not specified in the preceding; (b) the test requested is not essential to the ongoing maintenance of FGC; or
(c) the customer requests testing on a more frequent basis than scheduled in the Telephone Company's Central Office Maintenance Planning System (COMPS).

(11) FGC may, at the option of the customer, be provided with Alternate Traffic Routing. This arrangement, as shown in 4.2.5(A), delivers originating traffic from an end office over a designated trunk group to the CDL. When that trunk group is fully loaded, additional originating traffic is automatically delivered over one or more designated trunk groups to one or more CDLs.

(12) FGC may, at the option of the customer, be provided with a Service Class Routing arrangement. This arrangement allows originating traffic to be delivered over selected trunk groups to specified CDL based on service prefix (e.g. 0-, 0+, 1+, 01, 011); service class codes (e.g. 500, 700, 800, 900); or end user originating line class of service (e.g. coin, multiparty, hotel/motel).

4. SWITCHED ACCESS

4.2 Description of Switched Access (Cont'd)

4.2.1 Description of Feature Groups (Cont'd)

(C) Feature Group C (Cont'd)

(13) FGC may, at the option of the customer, be provided with a Trunk Access Limitation Arrangement in all Telephone Company end offices. This arrangement provides for the routing of designated (e.g., 900 Service Code) originating calls to a specified number of transmission paths in a trunk group to the CDL in order to limit the amount of such traffic that can be completed.

(14) FGC is provided with the following features in the originating direction for operator assistance services. FGC may require the routing by Service Class Routing arrangement as set forth in 4.2.1(D)(15) preceding.

(a) Operator Assistance-Coin Control Arrangements for Telephone Company end offices where equipment is available. Such arrangements provide coin return control and routing of 0+, 0-, 01+ and 011+ prefixed originating calls to the CDL. The operator services system arrangement for receipt of 0+, 0-, 1+, 01+ and 011+ calls may, at the option of customer, be provided with the ANI arrangement. The cord board arrangement for receipt of 0- originating calls and is not provided with ANI. FGC is provided in a directly routed arrangement where the Operator Assistance-Coin Control Arrangement is provided. Only calls from coin station lines terminated on the end office switch where the Operator Assistance-Coin Control Arrangement is provided will be provided to the CDL.

(b) Operator Assistance-Noncoin Arrangements in all Telephone Company end offices. Such arrangements provides routing of 0+, 0-, 1+, 01+, and 011+ prefixed originating calls to the CDL. This arrangement for receipt of 0+, 0-, 1+, 01+, and 011+ originating calls may, at the option of the customer, be provided with the ANI arrangement.

The cord board arrangement for receipt of 0- originating calls is not provided with ANI. FGC is provided in a directly routed arrangement where the Operator Assistance-Noncoin Arrangement is provided. Only calls from end users terminated on the end office switch where the Operator Assistance-Noncoin Arrangement is provided will be provided to the CDL.

(c) Operator assistance combined (coin and noncoin) arrangements in Telephone Company end offices where equipment is available. This arrangement provides the combined features described in (a) and (b) preceding.

4. SWITCHED ACCESS**4.2 Description of Switched Access** (Cont'd)**4.2.1 Description of Feature Groups** (Cont'd)**(C) Feature Group C** (Cont'd)

- (15) FGC is provided with either Type B or Type C transmission performance as follows: a) when routed directly to the end office, either Type B or Type C is provided; b) when routed to an access tandem only Type B is provided; or c) Type B or Type C is provided on the transmission path from the access tandem to the end office. Type C transmission performance is provided with Interface Group 1 when routed directly to an end office. Type B is provided with Interface Groups 2 through 10 whether routed directly to an end office or to an access tandem. In addition, Data Transmission Parameters may, at the option of the customer, be provided with FGC.

4. SWITCHED ACCESS

4.2 Description of Switched Access (Cont'd)

4.2.1 Description of Feature Groups (Cont'd)

(D) Feature Group D

Feature Group D (FGD), which is available to all customers, provides trunk side access to Telephone Company end office switches with an associated 101XXXX access code for the providers of MTS/WATS-type services for originating and terminating communications for customer provided intrastate communication capability or connections to an interexchange intrastate service.

- (1) FGD is provided at Telephone Company appropriately equipped electronic end office switches.

FGD utilizes a two-point electrical communication path between the Interface Arrangement and the Common Line or Special Access Line which is a voice grade transmission path comprised of any form or configuration of plant capable of, and typically used in the telecommunications industry for, the transmission of the human voice and associated telephone signals within the frequency bandwidth of approximately 300 to 3000 Hz.

SS7 Out of Band Signaling for FGD is provided at suitably equipped Telephone Company end office or access tandem switches.

- (2) FGD is provided as trunk side switching through the use of end office or access tandem switch trunk equipment. The switch trunk equipment is provided with answer and disconnect supervisory signaling and wink start pulsing signals except when SS7 Out of Band Signaling is specified.
- (3) The Telephone Company will select the trunking arrangement from the end office, within the selected Access Area from which FGD is to be provided. If the customer orders an Automatic Number Identification (ANI) Arrangement, Alternate Traffic Routing arrangement, Service Class Routing arrangement, Trunk Access Limitation arrangement, or Operator Assistance Full Feature Arrangement, special routing and trunking arrangements may be required.

4. SWITCHED ACCESS

4.2 Description of Switched Access (Cont'd)

4.2.1 Description of Feature Groups (Cont'd)

(D) Feature Group D (Cont'd)

- (4) FGD is arranged for either originating calling only, terminating calling only, or two-way calling based on the trunks or Busy Hour Minutes of capacity ordered. The Telephone Company will determine the type of directional calling to be provided unless the customer orders an Operator Assistance full Feature Arrangement or requests the option. Customer Specification of Switched Access Directionality as described in 4.2.5(H). For such arrangements, additional charges on an Individual Case Basis will apply if the trunking arrangements are different from that the Telephone Company would have provided without such special arrangements. Originating calling permits the origination of calls from the customer's end user to the CDL. Terminating calling permits the termination of calls from the CDL. Two-way calling permits either the origination or termination of calls, but not simultaneously.
- (5) FGD is provided for multifrequency address signaling or SS7 Out of Band Signaling. Up to 12 digits of the called party number dialed by the end user will be provided by Telephone Company equipment to the CDL where the FGD terminates. Such address signals will be subject to the ordinary transmission capabilities of the Switched Transports provided.
- (6) FGD, when being used in the terminating direction, may be used to access valid NXXs in the FGD Access Area. If the FGD connection is made directly to an end office the Access Area is that of that end office only. If the FGD connection is made to an access tandem, the Access Area is all end offices subtending that access tandem that have FGD capabilities. When the customer wants access to all end offices subtending that access tandem (both equal access and non-equal access) a single FGD trunk group may be used. Traffic terminating at a non-equal access end office using a FGD trunk group will be ordered as FGB or FGC and billed at FGB or FGC rates. Separate trunk groups for the combined use of FGD and FGB or FGD and FGC are not required. The description of any FGD Access Area will be provided to the customer upon request.

FGD may also be used in the terminating direction to access information services (e.g. time and temperature) and other services by dialing the appropriate codes when the services can be reached using valid NXX codes.

4. SWITCHED ACCESS

4.2 Description of Switched Access (Cont'd)

4.2.1 Description of Feature Groups (Cont'd)

(D) Feature Group D (Cont'd)

- (7) A separate trunk group will be established based on directionality (i.e., originating only, terminating only, or two-way traffic) of the FGD arrangement provided.

- (8) The access code for FGD is a uniform access code of the form 101XXXX.

In addition to the standard 101XXXX access code, the customer has the option to use 950-XXXX as an access code for FGD Switched Access Service. When the customer orders FGD Switched Access Service with 950-XXXX Access as described in 4.2.5, FGD switched access calls may also be originated by using the customer's 950-XXXX access code(s). All such calls will be rated as FGD switched access calls.

FGD, provided with multifrequency address signaling or SS7 Out of Band Signaling, is arranged to receive address signaling through the use of Dual Tone Multifrequency (DTMF) or dial pulse address signaling from the end user.

- (9) FGD may, at the option of the customer, be arranged to provide Automatic Number Identification (ANI) Arrangement to obtain the calling station billing number. The ANI arrangement provides ten-digit station billing number information to the CDL. When SS7 Out of Band Signaling is specified, the customer may obtain an ANI equivalent by ordering the Charge Number optional feature as described in 4.5.2. In those situations where no billing number is available in the end office switch, as with 4/8 party service, no ten-digit number will be provided; only the area code and an "operator identification" information digit will be provided.

In those cases where an ANI failure has occurred in the end office switch, no seven-digit number will be provided, and an "identification failure" information digit will be provided. ANI will be made available using multifrequency signaling provided by the Telephone Company.

Dependent upon the group type, the ANI spill may be forwarded prior to the called number in appropriately equipped end offices. When the ANI spill is sent prior to the called number, ten digits will be forwarded (NPA + NXX-XXXX). When the ANI spill is sent after the called number, the conventional seven digits will be forwarded. The Telephone Company will determine the sequencing and protocol of the ANI spill and called number.

4. SWITCHED ACCESS

4.2 Description of Switched Access (Cont'd)

4.2.1 Description of Feature Groups (Cont'd)

(D) Feature Group D (Cont'd)

(10) FGD is provided with basic testing at no additional charge. Basic tests include: loss, 3 tone slope, (C-message and C-notched), and where applicable, signaling and balance testing.

- (a) Where Telephone Company equipment is available, a seven-digit access number will be provided to the customer for testing in the terminating direction. These access numbers shall include: balance (100 type) test line, milliwatt (102 type) test line, nonsynchronous or synchronous test line, automatic transmission measuring (105 type) test line, data transmission (107 type) test line, loop around test line, short circuit test line and open circuit test line. Access to test lines by other than seven digits is at the option of the Telephone Company and may vary in availability.
- (b) Where Telephone Company equipment is available and the customer is equipped with compatible equipment (remote office test lines and 105 test lines with associated responders or their functional equivalent), FGD will be provided with automatic testing.
- (c) At the option of the Telephone Company, cooperative testing may be provided in lieu of automatic testing. Cooperative testing is where the Telephone Company provides a technician at its office(s) and the customer provides a technician at its CDL, with suitable test equipment to perform the required tests. The Telephone Company will routinely perform maintenance testing from its access tandem or end office (if direct routed) to the customer's first point of switching.
- (d) When FGD or 800 Access service with SS7 Out of Band Signaling is ordered, network compatibility and other operational tests will be performed cooperatively by the Telephone Company and the customer at locations, dates, and times as specified by the Telephone Company in consultation with the customer. These tests are as specified in Bellcore Technical Reference Publication TR-TSV-000905. Successful completion is necessary to receive the SS7 signaling option. To protect the security of the SS7 network, certain of the information provided, i.e., point codes, by the Telephone Company to the customer will be subject to a nondisclosure agreement.

Additional testing charges will apply as set forth in 6.6 following when: (a) the customer requests a test not specified in the preceding; (b) the test requested is not essential to the ongoing maintenance of FGD; or the customer requests testing on a more frequent basis than scheduled in the Telephone Company's Central Office Maintenance Planning System (COMPS).

4. SWITCHED ACCESS

4.2 Description of Switched Access (Cont'd)

4.2.1 Description of Feature Groups (Cont'd)

(D) Feature Group D (Cont'd)

- (11) FGD may, at the option of the customer, be provided with Alternate Traffic Routing. This arrangement as shown in 4.2.5(A) delivers originating traffic from an end office over a designated trunk group to the CDL. When that trunk group is fully loaded, additional originating traffic is automatically delivered over one or more designated trunk groups to one or more CDLs.
- (12) FGD may, at the option of the customer, be provided with a Service Class Routing Arrangement. This arrangement allows originating traffic to be delivered over selected trunk groups to specified CDLs based on service prefix code (e.g. 0-, 0+, 1+, 01, 011); service class codes (e.g. 500, 700, 800, 900); or end user originating line class of service (e.g. coin, multiparty, hotel/motel). Service classes of traffic unable to be served by a customer will be handled at the option of the Telephone Company.
- (13) FGD will be arranged to accept calls from Telephone Company local service without the 101XXXX uniform access code. Each Telephone Company local service will be marked to identify which 101XXXX code its calls will be directed to for InterLATA Area service.
- (14) FGD may, at the option of the customer, be provided with a Trunk Access Limitation arrangement. The trunk access limitation arrangement provides for the routing of designated (e.g. 900 Service Code) originating calls to a specified number of transmission paths in a trunk group.
- (15) FGD may, at the option of the customer, be provided with an Operator Assistance Full Feature Arrangement. This arrangement provides, to the customer operator, the initial coin control function. FGD is provided in a directly routed arrangement from the end office switch when this feature is provided. This feature may require the routing by Service Class Routing Arrangement, as set forth in (15) preceding. The coin collection and return protocol required by the customer must be compatible with Telephone Company equipment. Offering of this feature is contingent upon suitable administrative procedures/agreements for coin services being negotiated between the customer and the Telephone Company. This option is unavailable in conjunction with SS7 Out of Band Signaling.

4. SWITCHED ACCESS**4.2 Description of Switched Access** (Cont'd)**4.2.1 Description of Feature Groups** (Cont'd)**(D) Feature Group D** (Cont'd)

- (16) FGD is provided with either Type A, Type B, or Type C transmission performance as follows: a) when routed directly to the end office, either Type B or Type C is provided; b) when routed to an access tandem, only Type A is provided; Type A is provided on the transmission path from the access tandem to the end office. Type C transmission performance is provided with Interface Group 1. Type B and Type C are provided with Interface Groups 2 through 10. In addition, Data Transmission Parameters may, at the option of the customer, be provided with FGD.
- (17) FGD trunking arrangements are available with two basic forms of signaling protocol. The standard signaling protocol provided with FGD is Overlap Outpulsing. At the option of the customer, where technically available FGD may be provided with Non-Overlap Outpulsing signaling protocol.

4. SWITCHED ACCESS

4.2 Description of Switched Access (Cont'd)

4.2.1 Description of Feature Groups (Cont'd)

(E) SAC Access Service

Service Access Code (SAC) Access Service is an originating service that is provided via SAC Access Service switched trunk groups or may be provided in conjunction with FGC or FGD. SAC Access Service may also be provided in conjunction with BSA-C and BSA-D as shown in 4.2.2. When a 1+500-NXX-XXXX call is originated by an end user for 500 SAC Access Service, the 500 Customer Identification Function determines the customer to which the call is to be routed based on the 500 NXX Code dialed.

- (1) Service Access Code (SAC) Access Service is provided at Telephone Company appropriately equipped end offices or tandem switches.
- (2) Originating SAC Access Service is a trunk side switched service that is available to the customer via SAC Access Service trunk groups. The appropriate Customer Identification Function must be ordered in conjunction with each SAC Access Service trunk group. SAC Access Service traffic at the option of the customer can be carried on the same group with non-SAC Access traffic.
- (3) When a 1+N00-NXX-XXXX call is originated by an End User, the Telephone Company will perform the selected Customer Identification Function based upon the dialed digits to determine the disposition of the call. If the call originates from an end office not equipped to provide the Customer Identification Function, the call will be routed to an office where the function is available. Once the Customer Identification Function has been performed, the call will be routed to the customer.
- (4) The manner in which SAC Access Service is provided is dependent on the status of the end office from which the service is provided (i.e., equipped with equal access or not equipped with equal access capabilities). When SAC Access Service is provided from an end office equipped with equal access capabilities, all such service will be provisioned in accordance with the technical characteristics available with FGD or BSA-D except when more than one tandem is employed in the transport of a SAC Access Service call.

When SAC Access Service is provided from an end office not equipped with equal access capabilities, such service will be provisioned in accordance with the technical characteristics available with FGC, FGD, BSA-C or BSA-D. In either case, when more than one tandem is employed in the transport of a SAC Access Service call, Standard Transmission characteristics are not guaranteed.

4. SWITCHED ACCESS

4.2 Description of Switched Access (Cont'd)

4.2.1 Description of Feature Groups (Cont'd)

(E) SAC Access Service (Cont'd)

- (5) For other than FGC or BSA-C, end offices that lack equal access or the Customer Identification Function capabilities, may only be served via an equal access tandem over FGD or BSA-D trunks or SAC Access Service trunk groups. For FGC or BSA-C, SAC Access Service can be provided through an existing trunk group or separate FGC or BSA-C trunk group which handles SAC Access Service. SAC Access Service from an access tandem, with both equal and nonequal access end offices, can be combined on a single FGD or BSA-D trunk group to the CDL. SAC Access Service from an access tandem with non-equal access end offices can be provided on an FGC or BSA-C trunk group.

- (6) 500 SAC Access Service originating from equal access end offices with the 500 Customer Identification Function may be provided using exchange access signaling with overlap outpulsing and ten-digit ANI. SAC Access Service originating from equal access end offices without the Customer Identification Function capabilities, or from end offices not having equal access capability, may be provided using conventional signaling. On traffic using conventional signaling, other than FGC or BSA-C, the customer's facilities shall provide off hook supervision upon receipt of the transmitted digits.

SAC Access Service may also be provided with SS7 Out of Band Signaling from suitably equipped end office or access tandem switches.

- (7) For SAC Access Service traffic originating from equal access end offices with the Customer Identification Function capabilities, FGD parameters as specified in 4.2.1 apply or BSA-D parameters as specified in 4.2.2 apply.

For SAC Access Service traffic, other than 800 SAC Access, originating from all other end offices, FGD parameters as specified in 4.2.1 apply or BSA-C parameters as specified in 4.2.2 apply.

The Entrance Facility interface at the customer's premises, as set forth in 4.2.3 for FGD or BSA-D also apply to SAC Access Service.

4. SWITCHED ACCESS

4.2 Description of Switched Access (Cont'd)

4.2.2 Description of Basic Serving Arrangements (BSAs)

(A) BSA-A

Basic Serving Arrangement A (BSA-A), which is available to all customers, provides line side access to Telephone Company end office switches with end user access at NXX-XXXX for the customer's use in originating and terminating communications. BSA-A is available as Message Telecommunications Service-type or Wide Area Telecommunications service-type (MTS/WATS-type) accessible as Foreign Central Office/Off Network Access Line (FCO/ONAL) open end access, for customer provided intrastate communications capability or connection to an interexchange intrastate service.

- (1) BSA-A is provided at all Telephone Company end office switches and switches customer communications to and from Common Lines, or Special Access Lines, as set forth in 4.2.1.

BSA-A utilizes a two-point electrical communications path between the Interface Arrangement and the Common Line or Special Access Line which is a voice grade transmission path comprised of any form or configuration of plant capable of, and typically used in the telecommunications industry for the transmission of the human voice and associated telephone signals within the frequency bandwidth of approximately 300 to 3000 Hz.

- (2) BSA-A is provided as line-side switching through end office switch line equipment. Line side switching may, at the option of the customer, be provided with ground start supervisory signaling or loop start supervisory signaling. BSA-A may also be provided with certain Basic Service Elements (BSEs) as shown in 4.2.
- (3) The customer shall select the first point of switching, within the selected BSA-A Access Area.
- (4) BSA-A is arranged for originating calling only, terminating calling only or two-way calling. The Telephone Company will determine the type of calling to be provided unless the customer requests the option, customer Specification of Switched Access Directionality as described in 4.2.5(H). For such specifications, additional charges on an Individual Case Basis will apply if the calling arrangements are different from that the Telephone Company would have provided without such special arrangements. Originating calling permits the origination of calls from the customer's end user to the CDL. Terminating calling permits the termination of calls from the CDL to the end user. Two-way calling permits either the originating or termination of calls, but not simultaneously.

4. SWITCHED ACCESS

4.2 Description of Switched Access (Cont'd)

4.2.2 Description of Basic Serving Arrangements (BSAs)

(A) BSA-A (Cont'd)

- (5) BSA-A, when used in the terminating direction is arranged with dial tone start-dial signaling and dial pulse address signaling. BSA-A, when used in the terminating direction may, at the option of the customer, be arranged for Dual Tone Multifrequency (DTMF) address signaling, subject to availability of equipment in the end office from which BSA-A is provided. When BSA-A is provided in a Hunt Group Arrangement or Uniform Call Distribution Arrangement, all BSA-A will be arranged for the same type of signaling.

No address signaling is provided by the Telephone Company when BSA-A is used in the originating direction. Address signaling in such cases, if required by the customer, must be provided by the end user using inband tone signaling techniques. Such inband tone address signals will be subject to the ordinary transmission capabilities of the Switched Transport provided.

- (6) BSA-A, when being used in the terminating direction, may be used to access valid NXXs in the BSA-A Access Area. For BSA-A, the access area is defined as the LATA. Access is also provided to local operator service (0- and 0+), directory assistance (411 and 555-1212), emergency reporting service (911), local telephone repair (611), information services (e.g., time and temperature) and customer services (by dialing the appropriate digits). The customer will be billed for an operator surcharge, as set forth in the Telephone Company General and/or Local Price Guides, for local operator assistance (0-) calls; calls to Directory Assistance (411 and 555-1212) calls; certain community information calling and customer call charges in accordance with the Price Guides in force when the Telephone Company performs the billing for such customer calls.

Access to these services may, at the option of the customer, be blocked when the Call Denial on Line or Hunt Group, three digit or six-digit dial code screening arrangements are provided, subject to the availability of the equipment in the end office from which BSA-A is provided. Call Denial on Line or Hunt Group is an arrangement which will screen terminating calls except calls to 411, 611, 911, 800, 555-1212, and a set of NXXs specified by the customer, in cooperation with the Telephone Company for each end office switch and route all other calls to reorder tone or recorded announcement.

4. SWITCHED ACCESS

4.2 Description of Switched Access (Cont'd)

4.2.2 Description of Basic Serving Arrangements (BSAs) (Cont'd)

(A) BSA-A (Cont'd)

(6) (Cont'd)

Three-digit dial code screening is an arrangement which will screen Access Area terminating calls and allow completion of calls to one or more specific NXXs (or all NXXs) within the Home (NPA), or calls to one, two, or three-digit service codes (e.g. 0, 411) and route all others to reorder tone or recorder announcement.

Six-digit dial code screening is an arrangement which will screen Access Area terminating calls and allow completion of calls to selected NXXs within foreign NPAs and route all other calls in the foreign NPA to reorder tone or recorded announcement.

- (7) BSA-A is provided on a single line basis. BSA-A may, at the option of the customer, be provided in a Hunt Group Arrangement or a Uniform Call Distribution Arrangement. When BSA-A is provided with these arrangements, the BSA-A may also at the option of the customer, be provided with a Nonhunting Number Arrangement. The Uniform Call Distribution Arrangement and the Nonhunting Number Arrangements are only available from certain Telephone Company end office switches. All BSA-A in a Hunt Group Arrangement or Uniform Call Distribution Arrangement with the Nonhunting Number Arrangement will be similarly arranged.
- (8) A seven-digit local telephone number assigned by the Telephone Company is provided for access to BSA-A in the originating direction. The seven-digit local telephone number will be associated with the selected end office switch and is of the form NXX-XXXX. If the customer requests a specific seven-digit telephone number that is not currently assigned and the Telephone Company can, with reasonable effort, comply with that request, the requested number will be assigned to the customer.

4. SWITCHED ACCESS

4.2 Description of Switched Access (Cont'd)

4.2.2 Description of Basic Serving Arrangements (BSAs) (Cont'd)

(A) BSA-A (Cont'd)

- (9) BSA-A is provided with basic testing at no additional charge. Basic tests include: loss, 3 tone slope, (C-message and C-notched), dc continuity and when applicable operational signaling.

- (a) Where Telephone Company equipment is available a seven-digit access number will be provided to the customer for testing in the terminating direction. These access numbers shall include: balance (100 type) test line, and milliwatt (102 type) test line.

Additional testing will apply as set forth in 6.6 following when: (a) the customer requests a test not specified in the preceding; (b) the test requested is not essential to the ongoing maintenance of BSA-A; or (c) the customer requests testing on a more frequent basis than scheduled for in the Telephone Company's Central Office Maintenance Planning System (COMPS). The Telephone Company will routinely perform maintenance testing from the dial tone end office to the customer's first point of switching.

- (10) When all BSA-A for an individual customer (a single line or entire hunt group) is discontinued at an end office, a regular number intercept announcement is provided. This arrangement provides, for a limited period-of-time, an announcement that the service associated with the number dialed has been disconnected.
- (11) BSA-A is provided with either Type B or Type C transmission performance. The parameters associated with these performances are guaranteed to the first point of switching. Type C transmission performance is provided with Interface Arrangements 1 and Type B is provided with Interface Arrangements 2 through 10. In addition, Data Transmission Parameters may, at the option of the customer, be provided with BSA-A.

4. SWITCHED ACCESS

4.2 Description of Switched Access (Cont'd)

4.2.2 Description of Basic Serving Arrangements (BSAs) (Cont'd)

(B) BSA-B

Basic Service Arrangement B (BSA-B), which is available to all customers, provides trunk side access to Telephone Company end office switches with an associated uniform 950-XXXX access code for originating and terminating communications for customer provided intrastate communications capability or connection to an interexchange intrastate service.

- (1) BSA-B, when provided without the use of an access tandem switch (in a directly routed arrangement), is provided at all Telephone Company appropriately equipped electronic end office switches. When provided via Telephone Company appropriately equipped electronic access tandem switches, BSA-B end office services are provided at all Telephone Company subtending end office switches in the terminating direction and at appropriately equipped end offices in the originating direction utilizing the end user access code 950-XXXX. For those subtending end offices that are not appropriately equipped, access in the originating direction is available by the end user code of 1+950-XXXX.

BSA-B utilizes a two-point electrical communication path between the Interface Arrangement and the Common Line or a Special Access Line, which is a voice grade transmission path comprised of any form or configuration of plant capable of, and typically used in the telecommunications industry for, the transmission of the human voice and associated telephone signals within the frequency bandwidth of approximately 300 to 3000 Hz.

- (2) BSA-B is provided as trunk side switching through the use of end office switch trunk equipment. The switch trunk equipment is provided with wink start start-pulsing and answer and disconnect supervisory signaling. BSA-B may also be provided with certain Basic Service Elements (BSEs).
- (3) The Telephone Company will select the trunking arrangement from the end office, within the selected Access Area from which BSA-B is to be provided. If the customer orders the Automatic Number Identification (ANI) Arrangement or Rotary Dial Station Signaling where available, special routing and trunking arrangements may be required.

4. SWITCHED ACCESS

4.2 Description of Switched Access (Cont'd)

4.2.2 Description of Basic Serving Arrangements (BSAs) (Cont'd)

(B) BSA-B (Cont'd)

- (4) BSA-B is arranged for either originating, terminating, or two-way calling based on the trunks of BHMC ordered. The Telephone Company will determine the type of directional calling to be provided unless the customer requests the option, customer Specification of Switched Access Directionality. For such specification, additional charges on an Individual Case Basis will apply if the calling arrangements are different from that the Telephone Company would have provided without such special arrangements. Originating calling permits the origination of calls from the customer's end user to the CDL. Terminating calling permits the termination of calls from the CDL to the end user. Two-way calling permits either the origination or termination of calls, but not simultaneously.
- (5) BSA-B, when being used in the terminating and originating direction, is provided with multifrequency address signaling. At the option of the customer, up to 7 Digits Outpulsing of Access Digits to the customer will be provided in the originating direction by the Telephone Company equipment to the CDL where the BSA-B terminates. Except for BSA-B provided with the Automatic Number Identification (ANI) Arrangement or Rotary Dial Station Signaling, any other address signaling in the originating direction, if required by the customer, must be provided by the end user using inband tone signaling techniques. Such inband tone address signals will not be regenerated by the Telephone Company and will be subject to the ordinary transmission capabilities of the Access Connections and Local Transport provided.
- (6) BSA-B, when being used in the terminating direction, may be used to access valid NXXs in the BSA-B Access Area. If the BSA-B connection is made directly to an end office the Access Area is that of that end office only. If the BSA-B connection is made to an access tandem the Access Area is that of all end offices subtending that access tandem. The description of any BSA-B Access Area will be provided to the customer upon request. Access is also available to information services (e.g., time and temperature) and IC services by dialing the appropriate digits and other services when those services can be reached using valid NXX codes. Premium End Office Switching - Unbundled (EOSU) rates apply to all BSA-B usage originating or terminating to an equal access end office. When a provider of MTS-type and WATS-type services subscribes to both BSA-B and BSA-D at an equal access end office, all such BSA-B and BSA-D usage terminating to that end office will be subject to unbundled end office switching 2 (EOS2) rates as set forth in 4.5.2(N)(5) and 4.6. When a provider of MTS and WATS subscribes to both BSA-B and BSA-D at an equal access end office or to both BSA-B and BSA-C at an end office, all such BSA-B, BSA-C and BSA-D usage originating and terminating at those end offices will be subject to unbundled EOS2 rates.

4. SWITCHED ACCESS

4.2 Description of Switched Access (Cont'd)

4.2.2 Description of Basic Serving Arrangements (BSAs) (Cont'd)

(B) BSA-B (Cont'd)

- (7) A separate trunk group will be established based on the directionality (i.e., originating only, terminating only, or two-way traffic) of the FGB arrangement provided.
- (8) The access code for BSA-B is a uniform access code in the form of 950-XXXX. For end offices not appropriately equipped an IC may instruct their end users to access the BSA-B by dialing 1+950-XXXX.
- (9) BSA-B may, at the option of the customer, be arranged to provide an Automatic Number Identification (ANI) Arrangement to obtain the calling station billing numbers. ANI is not available if the BSA-B connection is at an Access Tandem. The ANI arrangement provides seven digit calling station billing number information to the CDL. In those situations where no billing number is available in the end office switch, as with 4/8 party service, no seven-digit number will be provided and an "operator identification" information digit will be provided.

In those cases where an ANI failure has occurred in the end office switch, no seven-digit number will be provided, and an "identification failure" information digit will be provided. ANI will be available using multifrequency signaling provided by the Telephone Company.

Rotary Dial Station Signaling will be made available in certain end offices using dial repeating equipment provided by the Telephone Company. The customer must order the Switched Transport arranged to pass the dial repeating signals. BSA-B is provided in directly routed arrangements where the ANI or Rotary Dial Station Signaling arrangements are provided.

Only calls from end users terminated on the end office switch will be provided with the ANI or Rotary Dial Station Signaling arrangements.

- (10) The Telephone Company will determine the end office ANI protocol for BSA-B. The Telephone Company makes no guarantee that ANI will be available at all end offices which have access to BSA-B.

4. SWITCHED ACCESS

4.2 Description of Switched Access (Cont'd)

4.2.2 Description of Basic Serving Arrangements (BSAs) (Cont'd)

(B) BSA-B (Cont'd)

(11) BSA-B is provided with basic testing at no additional charge. Basic tests include: loss, 3 tone slope, (C-message and C-notched noise) and where applicable, dc continuity, signaling and balance testing.

(a) Where Telephone Company equipment is available, a seven-digit access number will be provided to the customer for testing in the terminating direction. These access numbers shall include: balance (100 type) test line, milliwatt (102 type) test line, data transmission (107 type) test line, loop around test line, short circuit test line and open circuit test line.

(b) Where Telephone Company equipment is available and the customer is equipped with compatible remote office test lines, BSA-B will be provided with automatic testing (105 type or equivalent) in the originating direction.

Additional testing charges apply as set forth in 6.6 following when: (a) the customer requests a test not specified in the preceding; (b) the test requested is not essential to the ongoing maintenance of BSA-B; or (c) the customer requests testing on a more frequent basis than scheduled in the Telephone Company's Central Office Maintenance Planning System (COMPS). The Telephone Company will routinely perform maintenance testing from its access tandem or end office (if direct routed) to the customer's first point of switching.

(12) When all BSA-B is discontinued at an end office and/or in an Access Area, a regular number intercept announcement is provided. This arrangement provides, for a limited period of time, an announcement that the BSA-B associated with the number dialed has been disconnected.

(13) BSA-B is provided with either Type B or Type C transmission performance. The parameters associated with these performances are guaranteed to the end office, when routed directly, or to the first point of switching, when routed via an access tandem. Type C transmission performance is provided with Interface Group 1 and Type B is provided with Interface Group 2 through 10. In addition, Data Transmission Parameters may, at the option of the customer, be provided with BSA-B.

4. SWITCHED ACCESS

4.2 Description of Switched Access (Cont'd)

4.2.2 Description of Basic Serving Arrangements (BSAs) (Cont'd)

(B) BSA-B (Cont'd)

- (14) BSA-B may at the option of the customer and with the concurrence of the Telephone Company, be provided with Alternate Traffic Routing. This arrangement delivers originating traffic from an end office over a designated trunk group to the CDL. When that trunk group is fully loaded, additional originating traffic is automatically delivered over one or more designated trunk groups to one or more CDLs.

(C) BSA-C

Basic Service Arrangement C (BSA-C) provides trunk side access to Telephone Company end office switches for providers of MTS and WATS for originating and terminating communications. BSA-C is available in all end offices which are not equipped for FGD or BSA-D End Office Services.

- (1) BSA-C is provided at all Telephone Company end office switches or Telephone Company designated access tandem switches. BSA-C is available at an end office switch unless BSA-D is provided in the same office. When BSA-D is available, BSA-C will be discontinued as soon as the conversion to BSA-D can be arranged.

BSA-C utilizes a two-point electrical communication path between the Interface Arrangement and the Common Line or Special Access Line which is a voice grade transmission path comprised of any form or configuration of plant capable of, and typically used in the telecommunications industry for, the transmission of the human voice and associated signals within the frequency bandwidth of approximately 300 to 3000 Hz.

- (2) BSA-C is provided as trunk side switching through the use of end office switch trunk equipment. The switch trunk equipment is provided with answer and disconnect supervisory signaling. Wink start pulsing signals are provided in all offices where available. In those offices where wink start pulsing signals are not available, delay dial start pulsing signals will be provided.

BSA-C may also be provided with certain Basic Service Elements (BSEs).

4. SWITCHED ACCESS

4.2 Description of Switched Access (Cont'd)

4.2.2 Description of Basic Serving Arrangements (BSAs) (Cont'd)

(C) BSA-C (Cont'd)

- (3) The Telephone Company will select the trunking arrangement from the end office, within the selected Access Area from which BSA-C is to be provided. If the customer orders an Automatic Number Identification (ANI) Arrangement or Service Class Routing arrangement, special routing and trunking arrangements may be required.
- (4) BSA-C is arranged for either originating calling only, terminating calling only, or two-way calling based on the trunks or Busy Hour Minutes of capacity ordered. The Telephone Company will determine the type of directional calling to be provided unless the customer requests the option, customer Specification of Directionality. For such specification, additional charges on an Individual Case Basis will apply if the trunk group routing arrangements are different from that the Telephone Company would have provided without such special arrangements. Originating calling permits the origination of calls from the customer's end user to the CDL. Terminating calling permits the termination of calls from the CDL to the end user. Two-way calling permits either the origination or termination of calls, but not simultaneously.
- (5) BSA-C is provided for multifrequency address signaling except in certain electromechanical end office switches where multifrequency signaling is not available. In such electromechanical end office switches, the address signaling will be dial pulse or revertive pulse signaling, whichever is available. Dial pulse address signaling may, at the option of the customer, be provided in lieu of multifrequency address signaling if such signaling facilities are available in the end office. Up to 12 digits of the called party number dialed by the customer's end user will be provided by Telephone Company equipment to the CDL where the BSA-C terminates.

Such called party number signals will be subject to the ordinary transmission capabilities of the Switched Transport provided.

- (6) BSA-C, when being used in the terminating direction, may be used to access NXXs in the BSA-C Access Area. If the BSA-C connection is made directly to an end office the Access Area is that of that end office only. If the BSA-C connection is made to an access tandem the Access Area is that of all end offices subtending that access tandem. The description of any BSA-C Access Area will be provided to the customer upon request. Access is also available to Directory Assistance and other services (by dialing the appropriate codes) when the services can be reached using valid NXX codes.

4. SWITCHED ACCESS

4.2 Description of Switched Access (Cont'd)

4.2.2 Description of Basic Serving Arrangements (BSAs) (Cont'd)

(C) BSA-C (Cont'd)

- (7) A separate trunk group will be established based on the directionality (i.e., originating only, terminating only, or two-way traffic) of the BSA-C arrangement provided.
- (8) No access code is required for BSA-C. In certain locations, due to central office equipment limitations, 2 or 3 digit access codes may be used. The Telephone number dialed by AT&TC's end user shall be a 7 or 10 digit number for calls in the North American Numbering Plan (NANP). For international calls outside the NANP, a 5 to 12 digit number may be dialed. The form of the numbers dialed by AT&TC's end users is NXX-XXXX, 0 or 1 + NXX-XXXX, NPA + NXX-XXXX, 0 or 1 + NPA + NXX-XXXX, and, when the International Direct Distance Dialing arrangement (IDDD) is provided, 01 + CC + NN or 011 + CC + NN.
- (9) BSA-C may, at the option of the customer, be arranged to provide an Automatic Number Identification (ANI) Arrangement to obtain the calling station billing number. This arrangement provides seven-digit station billing number information to the CDL. In those situations where no billing number is available in the end office switch, as with 4/8 service, no seven-digit number will be provided, and an "operator identification" information digit will be provided.

In those cases where an ANI failure has occurred in the end office switch, no seven-digit number will be provided, and an "identification failure" information digit will be provided. ANI will be made available using multifrequency signaling provided by the Telephone Company.

BSA-C is provided in directly routed arrangements to the end office switch where the ANI arrangement is provided. The Telephone Company will determine the end office ANI protocol for BSA-C.

Only calls from end users terminated on the end office switch will be provided with the ANI arrangement. ANI is provided from end offices for which Telephone Company recording for end user billing is not provided, or where it is not required, as with 800 Service. It is not provided from end offices for which the Telephone Company needs to forward ANI to its recording equipment.

4. SWITCHED ACCESS

4.2 Description of Switched Access (Cont'd)

4.2.2 Description of Basic Serving Arrangements (BSAs) (Cont'd)

(C) BSA-C (Cont'd)

(10) BSA-C is provided with basic testing at no additional charge. Basic tests include: loss, 3 tone slope, (C-message and C-notched), and where applicable, signaling and balance testing.

(a) Where Telephone Company equipment is available, a seven-digit access number will be provided to the customer for testing in the terminating direction. The access number shall include: balance (100 type) test line, milliwatt (102 type) test line, automatic transmission measuring (105 type) test line, data transmission (107 type) test line, non- synchronous or synchronous test line, loop around test line, short circuit test line and open circuit test line.

(b) Where Telephone Company equipment is available and the customer is equipped with compatible equipment (remote office test lines and 105 test lines with associated responders or their functional equivalent), BSA-C will be provided with automatic testing.

(c) At the option of the Telephone Company, cooperative testing may be provided in lieu of automatic testing. Cooperative testing is where the Telephone Company provides a technician at its office(s) and the customer provides a technician at its CDL, with suitable test equipment to perform the required tests. The Telephone Company will routinely perform maintenance testing from its access tandem or end office (if direct routed) to the customer's first point of switching.

Additional testing charges will apply as set forth in 6.6 following when:
(a) the customer requests a test not specified in the preceding; (b) the test requested is not essential to the ongoing maintenance of BSA-C; or
(c) the customer requests testing on a more frequent basis than scheduled in the Telephone Company's Central Office Maintenance Planning System (COMPS).

(11) BSA-C may, at the option of the customer, be provided with Alternate Traffic Routing. This arrangement delivers originating traffic from an end office over a designated trunk group to the CDL. When that trunk group is fully loaded, additional originating traffic is automatically delivered over one or more designated trunk groups to one or more CDLs.

4. SWITCHED ACCESS

4.2 Description of Switched Access (Cont'd)

4.2.2 Description of Basic Serving Arrangements (BSAs) (Cont'd)

(C) BSA-C (Cont'd)

- (12) BSA-C may, at the option of the customer, be provided with a Service Class Routing arrangement. This arrangement allows originating traffic to be delivered over selected trunk groups to specified CDL based on service prefix (e.g. 0-, 0+, 1+, 01, 011); service class codes (e.g. 500, 700, 800, 900); or end user originating line class of service (e.g. coin, multiparty, hotel/motel).
- (13) BSA-C may, at the option of the customer, be provided with a Trunk Access Limitation Arrangement in all Telephone Company end offices. This arrangement provides for the routing of designated (e.g., 900 Service Code) originating calls to a specified number of transmission paths in a trunk group to the CDL in order to limit the amount of such traffic that can be completed.
- (14) BSA-C is provided with the following features in the originating direction for operator assistance services. BSA-C may require the routing by Service Class Routing arrangement.
 - (a) Operator Assistance-Coin Control Arrangements for Telephone Company end offices where equipment is available. Such arrangements provide coin return control and routing of 0+, 0-, 01+ and 011+ prefixed originating calls to the CDL. The operator services system arrangement for receipt of 0+, 0-, 1+, 01+ and 011+ calls may, at the option of customer, be provided with the ANI arrangement. The cord board arrangement for receipt of 0- originating calls and is not provided with ANI. BSA-C is provided in a directly routed arrangement where the Operator Assistance-Coin Control Arrangement is provided. Only calls from coin station lines terminated on the end office switch where the Operator Assistance-Coin Control Arrangement is provided will be provided to the CDL.

4. SWITCHED ACCESS

4.2 Description of Switched Access (Cont'd)

4.2.2 Description of Basic Serving Arrangements (BSAs) (Cont'd)

(C) BSA-C (Cont'd)

(14) BSA-C is provided with the following features in the originating direction for operator assistance services. BSA-C may require the routing by Service Class Routing arrangement as set forth in 4.2.4(D)(13). (Cont'd)

- (b) Operator Assistance-Noncoin Arrangements in all Telephone Company end offices. Such arrangements provides routing of 0+, 0-, 1+, 01+, and 011+ prefixed originating calls to the CDL. This arrangement for receipt of 0+, 0-, 1+, 01+, and 011+ originating calls may, at the option of the customer, be provided with the ANI arrangement.

The cord board arrangement for receipt of 0- originating calls is not provided with ANI. BSA-C is provided in a directly routed arrangement where the Operator Assistance-Noncoin Arrangement is provided. Only calls from end users terminated on the end office switch where the Operator Assistance-Noncoin Arrangement is provided will be provided to the CDL.

- (c) Operator assistance combined (coin and noncoin) arrangements in Telephone Company end offices where equipment is available. This arrangement provides the combined features described in (a) and (b) preceding.

- (15) BSA-C is provided with either Type B or Type C transmission performance as follows: a) when routed directly to the end office, either Type B or Type C is provided; b) when routed to an access tandem only Type B is provided; or c) Type B or Type C is provided on the transmission path from the access tandem to the end office. Type C transmission performance is provided with Interface Group 1 when routed directly to an end office. Type B is provided with Interface Groups 2 through 10 whether routed directly to an end office or to an access tandem. In addition, Data Transmission Parameters may, at the option of the customer, be provided with BSA-C.

4. SWITCHED ACCESS

4.2 Description of Switched Access (Cont'd)

4.2.2 Description of Basic Serving Arrangements (BSAs) (Cont'd)

(D) BSA-D

Basic Service Arrangement D (BSA-D), which is available to all customers, provides trunk side access to Telephone Company end office switches with an associated 101XXXX access code for the providers of MTS/WATS-type services for originating and terminating communications for customer provided intrastate communication capability or connections to an interexchange intrastate service.

- (1) BSA-D is provided at Telephone Company appropriately equipped electronic end office switches.

BSA-D utilizes a two-point electrical communication path between the Interface Arrangement and the Common Line or Special Access Line which is a voice grade transmission path comprised of any form or configuration of plant capable of, and typically used in the telecommunications industry for, the transmission of the human voice and associated telephone signals within the frequency bandwidth of approximately 300 to 3000 Hz.

SS7 Out of Band Signaling for BSA-D is provided at suitably equipped Telephone Company end office or access tandem switches.

- (2) BSA-D is provided as trunk side switching through the use of end office or access tandem switch trunk equipment. The switch trunk equipment is provided with answer and disconnect supervisory signaling and wink start pulsing signals except when SS7 Out of Band Signaling is specified.
- (3) The Telephone Company will select the trunking arrangement from the end office, within the selected Access Area from which BSA-D is to be provided. If the customer orders an Automatic Number Identification (ANI) Arrangement, Alternate Traffic Routing Arrangement Service Class Routing arrangement, Trunk Access Limitation arrangement, or Operator Assistance Full Feature Arrangement, special routing and trunking arrangements may be required.

4. SWITCHED ACCESS

4.2 Description of Switched Access (Cont'd)

4.2.2 Description of Basic Serving Arrangements (BSAs) (Cont'd)

(D) BSA-D (Cont'd)

- (4) BSA-D is arranged for either originating calling only, terminating calling only, or two-way calling based on the trunks or Busy Hour Minutes of capacity ordered. The Telephone Company will determine the type of directional calling to be provided unless the customer orders an Operator Assistance full Feature Arrangement or requests the option. Customer Specification of Switched Access Directionality as described in 4.2.5(H). For such arrangements, additional charges on an Individual Case Basis will apply if the trunking arrangements are different from that the Telephone Company would have provided without such special arrangements. Originating calling permits the origination of calls from the customers end user to the CDL. Terminating calling permits the termination of calls from the CDL. Two-way calling permits either the origination or termination of calls, but not simultaneously.
- (5) BSA-D is provided for multifrequency address signaling or SS7 Out of Band Signaling. Up to 12 digits of the called party number dialed by the end user will be provided by Telephone Company equipment to the CDL where the BSA-D terminates. Such address signals will be subject to the ordinary transmission capabilities of the Switched Transports provided.
- (6) BSA-D, when being used in the terminating direction, may be used to access valid NXXs in the BSA-D Access Area. If the BSA-D connection is made directly to an end office the Access Area is that of that end office only. If the BSA-D connection is made to an access tandem, the Access Area is all end offices subtending that access tandem that have BSA-D capabilities. When the customer wants access to all end offices subtending that access tandem (both equal access and non equal access) a single BSA-D trunk group may be used. Traffic terminating at a non equal access end office using a BSA-D trunk group will be ordered as BSA-B or BSA-C and billed at BSA-B or BSA-C rates. Separate trunk groups for the combined use of BSA-D and BSA-B or BSA-D and BSA-C are not required. The description of any BSA-D Access Area will be provided to the customer upon request.

BSA-D may also be used in the terminating direction to access information services (e.g. time and temperature) and other services by dialing the appropriate codes when the services can be reached using valid NXX codes.

- (7) A separate trunk group will be established based on directionality (i.e., originating only, terminating only, or two-way traffic) of the BSA-D arrangement provided.

4. SWITCHED ACCESS

4.2 Description of Switched Access (Cont'd)

4.2.2 Description of Basic Serving Arrangements (BSAs) (Cont'd)

(D) BSA-D (Cont'd)

- (7) A separate trunk group will be established based on directionality (i.e., originating only, terminating only, or two-way traffic) of the BSA-D arrangement provided.
- (8) The access code for BSA-D is a uniform access code of the form 101XXXX.

In addition to the standard 101XXXX access code, the customer has the option to use 950-XXXX as an access code for BSA-D Switched Access Service. When the customer orders BSA-D Switched Access Service with 950-XXXX Access, BSA-D switched access calls may also be originated by using the customer's 950-XXXX access code(s). All such calls will be rated as BSA-D switched access calls.

BSA-D, provided with multifrequency address signaling or SS7 Out of Band Signaling, is arranged to receive address signaling through the use of Dual Tone Multifrequency (DTMF) or dial pulse address signaling from the end user.

- (9) BSA-D may, at the option of the customer, be arranged to provide Automatic Number Identification (ANI) Arrangement to obtain the calling station billing number. The ANI arrangement provides ten-digit station billing number information to the CDL. When SS7 Out of Band Signaling is specified, the customer may obtain an ANI equivalent by ordering the Charge Number optional feature. In those situations where no billing number is available in the end office switch, as with 4/8 party service, no ten-digit number will be provided, only the area code and an "operator identification" information digit will be provided.

In those cases where an ANI failure has occurred in the end office switch, no seven-digit number will be provided, and an "identification failure" information digit will be provided. ANI will be made available using multifrequency signaling provided by the Telephone Company.

Dependent upon the group type, the ANI spill may be forwarded prior to the called number in appropriately equipped end offices. When the ANI spill is sent prior to the called number, ten digits will be forwarded (NPA + NXX-XXXX). When the ANI spill is sent after the called number, the conventional seven digits will be forwarded. The Telephone Company will determine the sequencing and protocol of the ANI spill and called number.

4. SWITCHED ACCESS

4.2 Description of Switched Access (Cont'd)

4.2.2 Description of Basic Serving Arrangements (BSAs) (Cont'd)

(D) BSA-D (Cont'd)

- (10) BSA-D is provided with basic testing at no additional charge. Basic tests include: loss, 3 tone slope. (C-message and C-notched), and where applicable, signaling and balance testing.
- (a) Where Telephone Company equipment is available, a seven-digit access number will be provided to the customer for testing in the terminating direction. These access numbers shall include: balance (100 type) test line, milliwatt (102 type) test line, nonsynchronous or synchronous test line, automatic transmission measuring (105 type) test line, data transmission (107 type) test line, loop around test line, short circuit test line and open circuit test line. Access to test lines by other than seven digits is at the option of the Telephone Company and may vary in availability.
 - (b) Where Telephone Company equipment is available and the customer is equipped with compatible equipment (remote office test lines and 105 test lines with associated responders or their functional equivalent), BSA-D will be provided with automatic testing.
 - (c) At the option of the Telephone Company, cooperative testing may be provided in lieu of automatic testing. Cooperative testing is where the Telephone Company provides a technician at its office(s) and the customer provides a technician at its CDL, with suitable test equipment to perform the required tests. The Telephone Company will routinely perform maintenance testing from its access tandem or end office (if direct routed) to the customer's first point of switching.
 - (d) When BSA-D or 800 Access service with SS7 Out of Band Signaling is ordered, network compatibility and other operational tests will be performed cooperatively by the Telephone Company and the customer at locations; dates. and times as specified by the Telephone Company in consultation with the customer. These tests are as specified in Bellcore Technical Reference Publication TR-TSV-000905. Successful completion is necessary to receive the SS7 signaling option. To protect the security of the SS7 network, certain of the information provided, i.e., point codes, by the Telephone Company to the customer will be subject to a nondisclosure agreement.

Additional testing charges will apply when: (a) the customer requests a test not specified in the preceding; (b) the test requested is not essential to the ongoing maintenance of BSA-D; or the customer requests testing on a more frequent basis than scheduled in the Telephone Company's Central Office Maintenance Planning System (COMPS).

4. SWITCHED ACCESS

4.2 Description of Switched Access (Cont'd)

4.2.2 Description of Basic Serving Arrangements (BSAs) (Cont'd)

(D) BSA-D (Cont'd)

- (11) BSA-D may, at the option of the customer, be provided with Alternate Traffic Routing. This arrangement delivers originating traffic from an end office over a designated trunk group to the CDL. When that trunk group is fully loaded, additional originating traffic is automatically delivered over one or more designated trunk groups to one or more CDLs.
- (12) BSA-D may, at the option of the customer, be provided with a Service Class Routing Arrangement. This arrangement allows originating traffic to be delivered over selected trunk groups to specified CDLs based on service prefix code (e.g. 0-, 0+, 1+, 01, 011); service class codes (e.g. 500, 700, 800, 900); or end user originating line class of service (e.g. coin, multiparty, hotel/motel). Service classes of traffic unable to be served by a customer will be handled at the option of the Telephone Company.
- (13) BSA-D will be arranged to accept calls from Telephone Company local service without the 101XXXX uniform access code. Each Telephone Company local service will be marked to identify which 101XXXX code its calls will be directed to for InterLATA Area service.
- (14) BSA-D may, at the option of the customer, be provided with a Trunk Access Limitation arrangement. The trunk access limitation arrangement provides for the routing of designated (e.g. 900 Service Code) originating calls to a specified number of transmission paths in a trunk group.
- (15) BSA-D may, at the option of the customer, be provided with an Operator Assistance Full Feature Arrangement. This arrangement provides, to the customer operator, the initial coin control function. BSA-D is provided in a directly routed arrangement from the end office switch when this feature is provided. This feature may require the routing by Service Class Routing Arrangement. The coin collection and return protocol required by the customer must be compatible with Telephone Company equipment. Offering of this feature is contingent upon suitable administrative procedures/agreements for coin services being negotiated between the customer and the Telephone Company. This option is unavailable in conjunction with SS7 Out of Band Signaling.

4. SWITCHED ACCESS**4.2 Description of Switched Access** (Cont'd)**4.2.2 Description of Basic Serving Arrangements (BSAs)** (Cont'd)**(D) BSA-D** (Cont'd)

- (16) BSA-D is provided with either Type A, Type B, or Type C transmission performance as follows: a) when routed directly to the end office, either Type B or Type C is provided; b) when routed to an access tandem, only Type A is provided; Type A is provided on the transmission path from the access tandem to the end office. Type C transmission performance is provided with Interface Group 1. Type B and Type C are provided with Interface Groups 2 through 10. In addition, Data Transmission Parameters may, at the option of the customer, be provided with BSA-D.
- (17) BSA-D trunking arrangements are available with two basic forms of signaling protocol. The standard signaling protocol provided with BSA-D is Overlap Outpulsing. At the option of the customer, where technically available BSA-D may be provided with Non-Overlap Outpulsing signaling protocol.

4. SWITCHED ACCESS

4.2 Description of Switched Access (Cont'd)

4.2.2 Description of Basic Serving Arrangements (BSAs) (Cont'd)

(E) Dedicated Network Access Link (DNAL)

The DNAL provides a connection between the customer designated location and the Telephone Company End Office that provides the BSA-A dial tone for connection to equipment that is not part of the end office switch but that is used to provide the Simplified Message Desk Interface (SMDI) BSE. The DNAL is only available for use in conjunction with the SMDI BSE.

DNAL service is either a two-wire or four-wire channel which is capable of transmitting signals within the frequency bandwidth of approximately 300 to 3000 HZ.

There are two rate elements which apply to DNALs. The entrance facility, which provides the transmission path and interface between the Telephone Company's serving wire center and the customer provided facilities at the point of termination at the CDL. If the serving wire center is not the BSA-A dial tone office, then Direct-Trunked Transport will also apply for the mileage between the serving wire center and the BSA-A dial tone office.

The rates and charges for two-wire and four-wire voiceband Entrance Facilities and Direct-Trunked Transport Facility-Voiceband apply for the DNAL Entrance Facility and DNAL Direct-Trunked Transport, respectively.

4. SWITCHED ACCESS

4.2 Description of Switched Access (Cont'd)

4.2.3 Description of Switched Transport (Cont'd)

(A) General (Cont'd)

- (1) Switched Transport provides the transmission of Switched Access communications including SAC Access Service, between the CDL and the originating or terminating end office switch(es) in the Access Area with one exception. Switched Transport associated with FGA or BSA-A 1+ terminating traffic provides for the transmission of Switched Access outside the Access Area, however within the LATA. Switched Transport is comprised of the following rate elements; an Entrance Facility Rate, a Direct-Trunked Transport Rate, a Tandem- Switched Transport Rate, a DS3 Premises Multiplexer Rate, and a Dedicated Port Rate. A Dedicated Switched Access Transport Rate is associated with CCS7 Access Service. An EIS Cross Connect rate applies where Switched Access is interconnected with a customer's transmission facilities in accordance with Section 14.

The Entrance Facility Rate is assessed upon customers for the use of Telephone Company Voiceband, DS1 and DS3 high-capacity facilities, including interface arrangements, between the point of termination at the Customer Designated Location (CDL) and the Telephone Company's serving wire center.

The Direct-Trunked Transport Rate is assessed upon customers for the use of Voiceband, DS1 and DS3 high capacity transport facilities dedicated to a single customer between a serving wire center and end office (including host end offices), end offices used to provide Tandem Switch Signaling, between a serving wire center and a Telephone Company Hub for multiplexing purposes, between two Telephone Company hubs, between a serving wire center and a Directory Assistance Center, between a Telephone Company Hub and an end office and between a serving wire center and a Telephone Company access tandem. The Direct-Trunked Transport Rate is flat-rated and has both distance-sensitive and non-distance sensitive components. Direct-Trunked Transport.

A Dedicated Trunk Port is applicable to the purchase of dedicated trunks terminated by that port. The Dedicated Trunk Port provides for the termination of a dedicated trunk at the end office or access tandem. The Dedicated Trunk Port is a flat rated charge assessed on a per trunk basis. The rate is determined based on whether the trunk is Voiceband or DS1.

4. SWITCHED ACCESS

4.2 Description of Switched Access (Cont'd)

4.2.3 Description of Switched Transport (Cont'd)

(A) General (Cont'd)

(1) (Cont'd)

The Tandem-Switched Transport Rate is assessed upon customers for the use of transport between a serving wire center and an end office that is switched at an access tandem. The Tandem-Switched Transport Rate may also be assessed for transport between an access tandem and end office when the customer orders Direct-Trunked Transport to an access tandem and between a host end office and a remote end office. Tandem-Switched Transport consists of circuits dedicated to the use of a single customer from the serving wire center to the tandem and circuits used in common by multiple customers from the tandem to an end office. The Tandem-Switched Transport Rate includes three sub-elements, a Tandem-Switched Transport - Facility, a Tandem-Switched Transport - Termination, and a Tandem Switching Rate. The Tandem Switching Rate is not applicable for transport between a host end office and a remote end office.

The Dedicated Switched Access Transport Rate is assessed upon customers subscribing to CCS7 Access Service for the use of facilities between the customer's common channel signaling network and the Telephone Company's signaling transfer point. It is a flat rated, distance-sensitive monthly rate.

The application of the Switched Transport rates and the determination of mileage measurements for Switched Transport.

- (2) Switched Transport facilities provide two-way voice frequency transmission paths which permits the transport of calls in the originating direction (from the end office switch to the CDLs and in the terminating direction (from the CDL to the end office switch), but not simultaneously. The voice frequency transmission path may be comprised of any form of configuration of plant capable of and typically used in the telecommunications industry for the transmission of the human voice and associated telephone signals within the frequency bandwidth of approximately 300 to 3000 Hz. Direct-Trunked Transport and Entrance Facilities are composed of facilities as ordered by the customer.

The Telephone Company will work cooperatively with the customer in determining (1) service to be routed to an end office switch or via an access tandem switch, and (2) the directionality of the service.

4. SWITCHED ACCESS

4.2 Description of Switched Access (Cont'd)

4.2.3 Description of Switched Transport (Cont'd)

(A) General (Cont'd)

- (3) For Tandem-Switched Transport the number of Switched Transport transmission paths provided between an end office switch and an access tandem are determined by the Telephone Company using standard traffic engineering methods. The number of Switched Transport transmission paths provided between the access tandem and serving wire center of the CDL is determined by the customer's order. If ordered in BHMC, the Telephone Company will determine the number of trunks, using standard traffic engineering methods. When Direct-Trunked Transport is ordered directly to an access tandem, facilities between the serving wire center of the CDL and the access tandem will be determined by the customer's order.

(B) Entrance Facility

The Entrance Facility provides the transmission path and the interface between the Telephone Company's serving wire center and customer provided facilities at the point of termination at the CDL.

Switched Access is provided in a number of separate Entrance Facilities. Each Entrance Facility provides a specified facility interface (e.g., two-wire, four-wire, DS1, etc.). Provision of the Interface Arrangements and any Optional Arrangements may require placement of Telephone Company equipment [e.g., supervisory signaling equipment as described in 4.2.3(G)(2)] on the customer's premises.

Where transmission facilities permit, the individual transmission paths between the point of termination at the first point of switching may, at the option of the customer, be provided with Optional Arrangements as set forth in (C) following.

The following Standard Entrance Facilities are available:

Two-Wire VF	DS1 Digital
Four-Wire VF	DS3 Digital

The number of Entrance Facilities provided is determined by the customer's order for service.

4. SWITCHED ACCESS

4.2 Description of Switched Access (Cont'd)

4.2.3 Description of Switched Transport (Cont'd)

(B) Entrance Facilities (Cont'd)

(1) Two-Wire Voice Frequency Entrance Facility

- (a) The Two-Wire Voice Frequency Entrance Facility, except as set forth in (b) following, provides two-wire voice frequency transmission at the interface at point of termination at the CDL. The interface is capable of transmission signals within the frequency bandwidth of approximately 300 to 3000 Hz.
- (b) The two-wire interface is not provided in association with FGC, FGD, BSA-C and BSA-D when the first point of switching is an access tandem. In addition, the two-wire interface is not provided in association with FGB and BSA-B when the first point of switching is an access tandem where two-wire terminations are not provided.
- (c) The transmission path between the point of termination at the CDL and the serving wire center may be comprised of any form or configuration of plant capable of and typically used in the telecommunications industry for the transmission of the human voice and associated telephone signals within the frequency bandwidth of 300 to 3000 Hz.
- (d) The two-wire interface is provided with loop supervisory signaling. When the interface is associated with FGA or BSA-A, such signaling may be loop start or ground start. When the interface is associated with FGB, FGC, FGD, BSA-B, BSA-C and BSA-D such signaling, except for two-way calling, may be reverse battery signaling. The interface may, at the option of the customer, be provided with DX supervisory signaling or E&M supervisory signaling.

4. SWITCHED ACCESS

4.2 Description of Switched Access (Cont'd)

4.2.3 Description of Switched Transport (Cont'd)

(B) Entrance Facilities (Cont'd)

(2) Four-Wire Voice Frequency Entrance Facility

- (a) The Four-Wire Voice Frequency Entrance Facility provides four-wire voice frequency transmission at the interface at the customer point of termination at the CDL. The interface is capable of transmission of the human voice and associated telephone signals within the frequency bandwidth of approximately 300 to 3000 Hz.
- (b) The transmission path between the point of termination at the CDL and the serving wire center may be comprised of any form of configuration of plant capable of and typically used in the telecommunications industry for the transmission of the human voice and associated telephone signals within the frequency bandwidth of 300 to 3000 Hz.
- (c) The interface is provided with loop supervisory signaling. When the interface is associated with FGA or BSA-A, such signaling may be loop start or ground start signaling. When the interface is associated with FGB, FGC, FGD, BSA-B, BSA-C and BSA-D such signaling, except for two-way calling, may be reverse battery signaling. The interface may, at the option of the customer, be provided with supervisory signaling.

(3) DS1 Digital Entrance Facility

- (a) The DS1 Digital Entrance Facility provides DS1 level digital transmission at the interface at the point of termination at the CDL. The interface is capable of transmitting electrical signals at 1.544 Mbps, with the capability to multiplex up to 24 voice frequency transmission paths.

Between the first point of switching and the point of termination at the CDL, when analog switching utilizing analog terminations are provided, the Telephone Company may, at its option, provide multiplex equipment to derive 24 transmission paths of frequency bandwidth of approximately 300 to 3000 Hz. When digital switching or analog switching with digital carrier terminations are provided, the Telephone Company will provide, at the customer's request, at the first point of switching, DS1 signals in D4 or D3 format.

- (b) The interface is provided with individual transmission path bit stream supervisory signaling.

4. SWITCHED ACCESS

4.2 Description of Switched Access (Cont'd)

4.2.3 Description of Switched Transport (Cont'd)

(B) Entrance Facilities (Cont'd)

(4) DS2 Digital Entrance Facility

The Telephone Company currently does not offer the DS2 Entrance Facility.

(5) DS3 Digital Entrance Facility

- (a) The DS3 Digital Entrance Facility provides, on a protected basis, a DS3 level digital transmission at the interface at the point of termination at the CDL. The interface is capable of transmitting electrical signals at 44.736 Mbps, with the capability to multiplex up to 672 voice frequency transmission paths.

Between the first point of switching and the point of termination at the CDL when analog switching utilizing analog terminations are provided, the Telephone Company may, at its option, provide multiplex equipment to derive up to 672 voice frequency transmission paths of frequency bandwidth of approximately 300 to 3000 Hz. When digital switching or analog switching with digital carrier terminations are provided, the Telephone Company will provide, at the customer's request, at the first point of switching, DS1 signals in D4 or D3 format.

- (b) The interface is provided with individual transmission path bit stream supervisory signaling.
- (c) To insure compatibility of transmission, the utilization of the same manufacturer's equipment (end-to-end) may be required. The Telephone Company reserves the right to choose this equipment.

4. SWITCHED ACCESS

4.2 Description of Switched Access (Cont'd)

4.2.3 Description of Switched Transport (Cont'd)

(C) Direct-Trunked Transport

The Direct-Trunked Transport rate is assessed upon customers for the use of Voiceband, DS1 or DS3 High-Capacity transport dedicated to a customer from a serving wire center to an end office (including host end offices) when such facilities are not switched through a Telephone Company access tandem. Direct Trunked Transport also provides for the transmission facilities between:

- a serving wire center or end office and a Telephone Company Hub office other than the serving wire center where multiplexing is performed;
- a serving wire center and a Directory Assistance center where Directory Assistance services are provided.
- a serving wire center and a Telephone Company access tandem for Tandem-Switched Transport services when Direct-Trunked Transport routing is desired directly to the Telephone Company access tandem.
- between an EIS Cross Connect arrangement located in a Telephone Company wire center and a different serving wire center, end office or Telephone Company access tandem.
- and a serving wire center and end office where Tandem Switch Signaling is provided.

The Direct-Trunked Transport Rate is flat-rated and, with the exception of Voiceband Transport, has both distance-sensitive and non-distance-sensitive components. Voiceband Transport has only a distance-sensitive component. The distance-sensitive mileage recovers costs of the transmission facilities, including intermediate transmission circuit equipment, between the end points of the circuit. The non-distance sensitive component, i.e., the termination component, recovers costs of circuit equipment at the ends of the transmission links. Direct-Trunked Transport is not provided at Telephone Company end offices that are not capable of measuring switched access minutes of use. These end offices are specified in NECA Tariff FCC No. 4.

A Dedicated Trunk Port charge shall be assessed on a per voice grade or DS1 channel terminating at an end office or access tandem.

(D) Tandem-Switched Transport

The Tandem-Switched Transport Rate is assessed upon customers for the use of transport from a serving wire center to an end office that is switched at a tandem. The Tandem-Switched Transport rate may also be assessed for transport between an access tandem and end office and between a host end office and a remote end office.

4. SWITCHED ACCESS

4.2 Description of Switched Access (Cont'd)

4.2.3 Description of Switched Transport (Cont'd)

(D) Tandem-Switched Transport (Cont'd)

Tandem-Switched Transport consists of circuits dedicated to the use of a single customer from the serving wire center to the tandem and circuits used in common by multiple customers from the tandem to an end office. The Tandem-Switched Transport Rate includes three sub-elements, a Tandem-Switched Transport - Facility, a Tandem-Switched Transport - Termination, and a Tandem Switching Rate. The Tandem-Switched Transport - Facility is usage rated and distance-sensitive, i.e., a per access minute per airline mile rate. The rate recovers costs of the transmission facilities, including intermediate transmission circuit equipment, between the end points of the circuit. The Tandem-Switched Transport - Termination is a usage rated, per minute rate to recover costs incurred at the ends of the transmissions links. The Tandem Switching Rate is a usage rated, per minute rate to recover a portion of the tandem switching costs. The Tandem Switching Rate is not applicable for transport between a host end office and a remote end office.

Pursuant to FCC 20-143, released October 9, 2020, tandem switching and transport for originating 800 traffic will be charged via a single usage sensitive Joint Tandem Switched Transport Access Service rate applied per access minute.

(E) Multiplexing

Multiplexing provides for arrangements to convert a single higher capacity or bandwidth circuit for bulk transport to several lower capacity or bandwidth circuits. Monthly rates and nonrecurring charges for multiplexing apply as follows: 1) the DS3/DS1 Multiplexing Charge applies to all DS3 to DS1 multiplexing arrangements; 2) the DS1/Voice Multiplexing Charge applies to all DS1 Entrance Facility and Direct-Trunked Transport circuits that terminate in an analog office and where the multiplexer performs DS1/Voice multiplexing functions; 3) a Multiplexing Charge will always apply on High-Capacity shared use switched and special access facilities.

Listed below are the multiplexing arrangements offered with switched access.

- DS1 to Voice An arrangement that multiplexes twenty-four voice grade circuits to a single DS1 digital circuit at a rate of 1.544 Mbps or multiplexes a single DS1 digital circuit at a rate of 1.544 Mbps to twenty-four voice grade circuits.
- DS3 to DS1 An arrangement that multiplexes twenty-eight DS1 digital circuits to a single DS3 digital circuit at a rate of 44.736 Mbps to twenty-eight DS1 digital circuits.

4. SWITCHED ACCESS

4.2 Description of Switched Access (Cont'd)

4.2.3 Description of Switched Transport (Cont'd)

(F) Optional Arrangements

- (1) Switched Transport facilities will be engineered and routed based on standard engineering methods, available facilities and equipment, Telephone Company traffic routing plans and the customer's order for service. The Telephone Company will work cooperatively with customers in providing design and traffic routing information.
- (2) The Telephone Company will provide Optional Arrangements in association with the Entrance Facility. The provision of such Optional Arrangements may require placement of Telephone Company equipment on the customer's premises. These Optional Arrangements are nonchargeable.

Supervisory Signaling

A supervisory signaling capability is provided for each Interface Arrangement. Where the transmission parameters permit and where signaling conversion is required by the customer to meet its signaling capability, the customer may order a supervisory signaling arrangement for each transmission path provided as follows:

For Interface Arrangements (1) and (2)

DX Supervisory Signaling arrangement, or
E&M Type I Supervisory Signaling arrangement, or
E&M Type II Supervisory Signaling arrangement.

For Interface Arrangement (2)

SF Supervisory Signaling arrangement, or
E&M Type III Supervisory Signaling arrangement.

These optional supervisory signaling arrangements are unavailable in conjunction with Signal System 7 (SS7) Out of Band Signaling.

4. SWITCHED ACCESS

4.2 Description of Switched Access (Cont'd)

4.2.4 Description of End Office Services

End Office Services provide the end user termination functions and end office switching necessary to complete the transmission of Switched Access communications to and from the end users served by the end office. Standard Arrangements for End Office Services include the End Office Switching rate element. End Office Services Optional Arrangements.

End Office Services are provided in association with Switched Transport when ordered as set forth in 3. End Office Services will be provided as one of the following types: FGA, FGB, FGC, FGD, BSA-A, BSA-B, BSA-C and BSA-D.

The number of End Office Service transmission paths and line terminations provided will be determined by the Telephone Company based on standard traffic engineering methods.

End Office Switching provided the following:

- The facilities to terminate end user Common Lines in end office switches or Special Access Lines in WATS Serving Offices.
- The end office switching functions necessary to complete a Switched Access Communication to or from end user Common Lines or Special Access lines served by the end office.
- The termination of a call at a Telephone Company intercept operator or recording - The operator or recording tells a caller why a call, as dialed, could not be completed, and if possible, provides the correct number.

End Office Switching is divided into two categories: End Office Switching - Bundled (EOSB) and End Office Switching - Unbundled (EOSU). The rates are differentiated based upon the directionality of the traffic carried over the Switched Access Service. Application.

4. SWITCHED ACCESS

4.2 Description of Switched Access (Cont'd)

4.2.5 End office Services Optional Arrangements

The following optional arrangements are available in offices where equipment, facilities, and other conditions permit. The Telephone Company makes no guarantee that these optional arrangements will be available in all locations.

Unless otherwise noted, these End Office Services Optional Arrangements are nonchargeable.

(A) Alternate Traffic Routine

This option provides the capability of directing originating traffic from an end office (or appropriately equipped access tandem) to a trunk group (the "high usage" group) to a CDL until that group is fully loaded, and then delivering additional originating traffic (the "overflowing" traffic) from the same end office or access tandem to a different trunk group or groups (via one or more intermediate high usage groups) to one or more CDLs until the originating traffic is directed to a final group. The customer shall specify the last trunk CCS desired for the high usage group and each intermediate group. This option is provided in suitably equipped end office or access tandem switches and is available with FGB, FGC and FGD.

This option is available with BSA-B, BSA-C and BSA-D as a chargeable BSE.

(B) Automatic Number Identification (ANI) Arrangement

This option provides the automatic transmission of a seven or ten-digit number and information digit to the CDL for calls originating in the Access Area to identify the calling station. The ANI arrangement will be associated with all individual transmission paths in a trunk group when this arrangement is provided.

The seven-digit ANI telephone number is available with FGB and FGC. It will be transmitted on all calls except those identified as a multi-party line or ANI failure. The ten-digit ANI telephone number is only available with FGD. When FGD with SS7 Out of Band Signaling is specified, the customer may order an ANI equivalent by ordering the Charge Number optional feature. The ten-digit ANI telephone numbers consist of the Numbering Plan Area (NPA) plus the seven-digit ANI telephone number. The ten-digit ANI telephone number will be transmitted on all calls except those identified as a multi-party line or ANI failure in which case only the NPA will be transmitted (in addition to the information digit described below). The ANI telephone number is the listed telephone number of the end user that originates the call.

4. SWITCHED ACCESS

4.2 Description of Switched Access (Cont'd)

4.2.5 End Office Services Optional Arrangements (Cont'd)

(B) Automatic Number Identification (ANI) Arrangement (Cont'd)

With FGC, ANI is provided from end offices at which the Telephone Company recording for end user billing is not provided, or where it is not required, as with 800 Service. It is not provided from end offices for which the Telephone Company needs to forward ANI to its recording equipment.

The ANI arrangement is available with BSA-B, BSA-C and BSA-D as a chargeable BSE.

Where ANI cannot be provided (e.g., on calls from a 2 (in some instances), 4 and 8 party services) information digits will be provided to the customer. The information digits are used in the following situations:

- (1) Telephone number is the station billing number - no special treatment is required.
- (2) Multiparty line telephone number is a 2 (in some instances) 4 or 8 party line and cannot be identified - number must be obtained via an operator or in some other manner.
- (3) ANI failure has occurred in the end office switch which prevents identification of calling telephone number - must be obtained by operator or in some other manner.
- (4) The configuration of the line requires special screening or handling by the customer, or
- (5) Call is an Automatic Identified Outward Dialed (AIOD) call from end user terminal equipment.

These ANI information digits are available with FGB, FGC, and FGD only. In addition, the following information digits are available with FGD only:

- (a) InterLATA Area restricted - telephone number is identified line.
- (b) InterLATA Area restricted - line requires special screening or handling by the customer.

These information digits will be transmitted as agreed to by the customer and the Telephone Company.

4. SWITCHED ACCESS

4.2 Description of Switched Access (Cont'd)

4.2.5 End Office Services Optional Arrangements (Cont'd)

(C) Intra Access Area Call Denial on Line or Hunt Group

This option is provided in conjunction with FGA and BSA-A and allows for the screening of terminating calls within the FGA or BSA-A Access Area, and for completion only of calls to 411, 611, 911, 800, 555-1212, and a specified set of NXXs within the FGA or BSA-A Access Area. The set of NXX codes to which calls will be completed is selected by the FGA or BSA-A customer, in cooperation with the Telephone Company, from those NXX codes within the local calling area of the end office where the FGA or BSA-A connection is provided. All other calls are routed to a reorder tone or recorded announcement. This arrangement is provided in Telephone Company end offices, where available.

(D) InterLATA Call Denial on Line or Hunt Group

This option allows for the screening of terminating calls and for completion only of calls within the LATA. All other calls are routed to an appropriate access announcement. Specifically, this option would block terminating calls to the following:

- Service Access Codes (500).

This arrangement is provided in Telephone Company end offices, where available.

(E) Call Denial on Line or Hunt Group Outside the Access Area

This option allows for the screening of terminating calls and for completion only of calls within the Access Area. All other calls are routed to an appropriate access announcement. Specifically, this option would block terminating calls to the following:

- Service Access Codes (500).

This arrangement is provided in Telephone Company end offices, where available.

(F) Dual Tone Multifrequency Address Signaling

This option allows reception of called party address signals from the customer in the form of Dual Tone Multifrequency (DTMF) signals. It is provided in all Telephone Company end offices where available. When FGA or BSA-A arrangements are provided as part of a hunt group or uniform call distribution group, and the customer requires DTMF address signaling, then all arrangements in the hunt group or uniform call distribution group will be so equipped. It is available with FGA or BSA-A.

4. SWITCHED ACCESS

4.2 Description of Switched Access (Cont'd)

4.2.5 End Office Services Optional Arrangements (Cont'd)

(G) Hunt Group Arrangement

The Hunt Group Arrangement is available with FGA as a nonchargeable option. This feature is available with BSA-A as a chargeable BSE.

- (1) This option provides the ability to sequentially access one of two or more line side connections in the originating direction, when the access code of the line group is dialed. It is available with FGA. This arrangement contemplates one access code (i.e., telephone number) per arrangement.
- (2) This option provides the ability to sequentially access one of two or more lines in the terminating direction when the hunting number of the line group is forwarded from the customer to the Telephone Company.

(H) Customer Specification of Switched Access Directionality

This option allows the customer to specify the directionality of the trunk group (i.e., originating, terminating, or two-way) in lieu of Telephone Company specification. It is available with all Feature Groups and Basic Serving Arrangements. Rates and charges will be developed on an Individual Case Basis.

(I) Nonhunting Number for use with Hunt Group Arrangement

This option provides an arrangement for an individual line within a multiline hunt group that provides access to that line within the hunt group when it is idle or provides busy tone when it is busy, when the nonhunting number is dialed. Where available, this arrangement is provided with originating use for FGA, BSA-A or terminating use for Special Access Lines.

(J) Nonhunting Number for use with Uniform Call Distribution Arrangement

This option provides an arrangement for a uniform call distribution multiline hunt group that provides access to an individual line within the hunt group when it is idle or provides busy tone when it is busy, when the nonhunting number is dialed. Where available, this arrangement is provided with originating use for FGA, BSA-A and terminating use for Special Access Lines. It can only be provided from suitably equipped stored program controlled switches.

(K) Operator Assistance Full Feature Arrangement

This option, which is available only on a direct trunking arrangement provides the initial coin return control function to the customer's operator. It is available with FGD or BSA-D. Rates and charges will be developed on an Individual Case Basis. This option is unavailable in conjunction with SS7 Out of Band Signaling.

4. SWITCHED ACCESS

4.2 Description of Switched Access (Cont'd)

4.2.5 End Office Services Optional Arrangements (Cont'd)

(L) Rotary Dial Station Signaling

This option provides for the transmission of called party address signaling from rotary dial stations to the CDL for originating calls. It is available with FGB or BSA-B where conditions permit.

(M) Service Class Routing

This option provides the capability of directing originating traffic from an end office to a CDL based on the service prefix code (e.g., 0-, 0+ or 01+) or service access code (e.g., 500, 600, 700, 800, or 900). It is provided in suitably equipped end office or access tandem switches and is available with FGC, FGD, BSA-C and BSA-D. Originating 800-NXX-XXXX calls are routed in accordance with the 800 Customer Identification Function.

(N) Service Code Denial online or Hunt Group

This option allows for the screening of terminating calls within the Access Area and for disallowing completion of calls to 0- and N11 (e.g., 411, 611 and 911). This arrangement is provided where available in all Telephone Company end offices. It is available with FGA or BSA-A and can only be provided from suitably equipped stored program-controlled switches.

(O) Trunk Access Limitation

This option, where available, provides for the routing of originating 900 or 900 like service calls to a specified number of transmission paths in a trunk group, in order to limit (choke) the completion of such traffic to a customer. Calls to the designated service which could not be completed over the subset of transmission paths in the trunk group - i.e., the choked calls - would be routed to reorder tone. It is available with FGC, FGD, BSA-C and BSA-D.

(P) Uniform Call Distribution Arrangement

This option provides a type of multiline hunting arrangement which provides for an even distribution of calls among the available lines in a hunt group. Where available, this arrangement is provided with originating use for FGA and terminating use for Special Access Lines.

Uniform Call Distribution is available with BSA-A as a chargeable BSE.

4. SWITCHED ACCESS

4.2 Description of Switched Access (Cont'd)

4.2.5 End Office Services Optional Arrangements (Cont'd)

(Q) Up to 7 Digit Outpulsing of Access Digits to the Customer

This option provides for the end office capability of providing up to 7 digits of the access code to the CDL. The customer can request that only some of the digits in the access code be forwarded. The access code digits would be provided to the CDL using multifrequency signaling, and transmission of the digits would precede the forwarding of ANI if that arrangement were provided. It is available with FGB and BSA-B in suitably equipped end offices.

(R) Band Advance Arrangement

This option, which is provided in association with two or more groups provides for the automatic overflow of terminating calls from a line group, that has exceeded its call capacity, to another line group with equal or greater number of bands than that of the overflowing line group. This arrangement does not provide for call overflow from a group with a higher designation to the one with a lower band designation. This arrangement is available for Special Access Lines used with a Switching Interface.

FGD or BSA-D Switched Access with 950-XXXX Access is a optional arrangement that provides for the routing of originating calls using a customer's 950-XXXX access code(s) to the customer over the customer's FGD or BSA-D trunks. All such calls will be rated as FGD or BSA-D switched access calls.

(S) FGD and BSA-D Switched Access with 950-XXXX Access

This optional arrangement, available where technically feasible in equal access end offices, uses FGD or BSA-D signaling protocols and technical specifications. The 950-XXXX traffic can be routed over FGD or BSA-D trunks combined with the customer's standard FGD or BSA-D traffic directly to the CDL or through a Telephone Company access tandem to the CDL. The customer must be able to differentiate standard FGD or BSA-D calls from 950-XXXX calls delivered over the same FGD or BSA-D trunks. FGD or BSA-D Switched Access with 950-XXXX Access is not available with certain Telephone Company Access tandem switches when the signaling from an end office to the Telephone Company Access tandem is multifrequency address signaling and the signaling from the Telephone Company Access tandem to the CDL is SS7 Out of Band signaling. The customer may not have originating FGD or BSA-D switched access with 950-XXXX access and originating FGB or BSA-B switched access in the same end office utilizing the same 950-XXXX Customer Identification Code.

4. SWITCHED ACCESS

4.2 Description of Switched Access (Cont'd)

4.2.5 End Office Services Optional Arrangements (Cont'd)

(T) Switching Interface

This feature provides the line switching and line supervisory functions necessary to interface between Switched Access and Special Access as set forth below for the provision of customer services (e.g., WATS or WATS-type Access). This feature is provided at appropriately equipped Telephone Company WATS Serving Offices and must be ordered with each Access in accordance with the following configurations and access code arrangements. Switched Access is available from Section 4 of this Price Guide, except as set forth in (4) following, to provide connectivity from the WATS Serving Office to the CDL of the customer. The Special Access is available from Section 5 following to provide connectivity from the WATS Serving Office to the CDL of the end user.

This feature is available in the configurations as set forth in (1) through (4) following.

(1) Originating Only

Intrastate Originating Only, which is available on a per line basis, provides for the origination of intrastate calls from a Special Access Line to the customer via a form of Switched Access FGA, FGB, FGC, FGD, BSA-A, BSA-B, BSA-C and BSA-D. The following Originating Access configurations offered herein passes:

- all NPA-NXX-XXXX calls, all 700-NXX-XXXX calls and all FNPA-555-1212 calls when preceded by the access code of 1+.
- For FGA or BSA-A, a connection of the WATS provider that terminates directly at a WATS Serving Office (WSO) and can be accessed via the standard seven-digit number.
- For FGB or BSA-B, a connection of the WATS provider that can be accessed from the WSO via 950-XXXX.
- 1+800-NXX-XXXX calls to the carrier in accordance with the 800 Customer Identification Function.
- 1+500-NXX-XXXX calls to the carrier in accordance with the 500 Customer Identification Function.

4. SWITCHED ACCESS

4.2 Description of Switched Access (Cont'd)

4.2.5 End Office Services Optional Arrangements (Cont'd)

(T) Switching Interface (Cont'd)

(1) Originating Only (Cont'd)

a. Additional Access Code Arrangements

At the option of the customer and subject to technical availability, the following additional access code arrangements are available to be ordered by a customer for an entire jurisdiction (e.g., state) basis:

i. Operator Access:

O - available with FGC and BSA-C -

All 0 calls are directed to the Telephone Company operator. All interLATA calls will then, due to technical limitations, be sent to AT&TC.

0, 00 and 0+ - available with FGD and BSA-D -

All 0 calls are directed to the Telephone Company operator. All interLATA calls will then, due to technical limitations, be sent to AT&TC for completion.

All 00 calls are passed to the customer for completion.

All 0+ calls will be passed to the customer for completion.

ii. Multiple Carrier Access:

- available with FGD and BSA-D

All 101XXXX+ calls, 1+800-NXX-XXX calls and all 1+900-NXX-XXXX calls are sent to the appropriate IC as indicated by the codes dialed.

iii. International Access:

01+ and 011+ - available with FGC, FGD, BSA-C and BSA-D - all calls are passed to the customer for completion.

The optional additional access code arrangements are available only as set forth in i. through iii. above.

4. SWITCHED ACCESS

4.2 Description of Switched Access (Cont'd)

4.2.5 End Office Services Optional Arrangements (Cont'd)

(T) Switching Interface (Cont'd)

(2) Terminating Only

Intrastate Terminating Only, which is available on a per-line basis, provides for the termination of all calls via Switched Access FGA, FGB, FGC, FGD, BSA-A, BSA-B, BSA-C and BSA-D to a Special Access Line.

(3) Combined Originating/Terminating

Combined Originating/Terminating, which is available on a per-line basis, provides the combined functionality of the Originating Only and Terminating Only configurations, as set forth preceding.

(4) Multi-Jurisdictional Access

Multi-jurisdictional Access is when the customer orders an intrastate Special Access Line, for the combined use of interstate and intrastate traffic. The intrastate provisions are as offered within this Price Guide, which includes (1) through (3) above.

An interstate Switching Interface and an intrastate Switching Interface must be ordered for the provision of Multi-jurisdictional Access.

All calls carried over a Special Access Line used in conjunction with a Switching Interface for Multi-jurisdictional Access will be passed to the customer for completion except in the case of a valid state restriction or when the end user voluntarily uses a multiple carrier access code as offered in ii. preceding.

The terms, conditions, and rates for the intrastate Special Access and Switched Access associated with this feature are as set forth in Section 4 and 5 of this Price Guide.

When the customer orders Special Access from Section 5 of this Price Guide for the facilities between the end user's premises and the WATS Serving Office for use with Multi-jurisdictional Access as set forth above, the customer will be exempted from the interstate charge for these same facilities.

4. SWITCHED ACCESS

4.2 Description of Switched Access (Cont'd)

4.2 Description of Switched Access (Cont'd)

4.2.5 End Office Services Optional Arrangements (Cont'd)

(U) Switched Data Service

(1) Switched 56

This option provides for a connection capable of up to 56 Kbps digital transmission between the customer's point of presence and a suitably equipped end office. Switched Data service lines connected at those suitably equipped end offices will be accessed on a switched basis for digital transmission up to 56 Kbps.

This option is provided only with FGD or BSA-D. A separate FGD or BSA-D trunk group must be established for the provision of Switched Data Service. This trunk group requires the use of a DS1 digital interface. Switched Data and Non-Switched Data traffic may not be combined on the same trunk group.

Access is made via the standard dialing pattern.

(2) Switched 64

This option provides for a connection capable of up to 64 Kbps digital transmission with clear channel capability between the customer's CDL and a suitably equipped end office. Clear channel capability allows for full bandwidth availability to the customer with no part of the channel used for control, framing or signaling.

Switched 64 requires all digital facilities including the use of a DS1 digital interface is available only with FGD or BSA-D from end offices capable of providing SS7 signaling, Bipolar with Eight Zero Substitution (B8ZS) line code format and Integrated Services Digital Network (ISDN) or other Switched Data based services. These locations are identified in the National Exchange Carrier Association, Inc., Tariff F.C.C. No. 4 Wire Center and Interconnection Information.

Access is made via the standard dialing pattern.

A separate FGD or BSA-D trunk group must be established for the provision of Switched 64 service.

Switched data and non-switched data traffic may not be combined on the same trunk group.

4. SWITCHED ACCESS

4.2 Description of Switched Access (Cont'd)

4.2 Description of Switched Access (Cont'd)

4.2.5 End Office Services Optional Arrangements (Cont'd)

(V) Signaling System 7 (SS7) Out of Band Signaling

This option is provided in conjunction with Common Channel Signaling System 7 (CCS7) Access Service and is only available with Switched Access FGD or BSA-D service 500 SAC Access, and 800 Access. SS7 Out of Band Signaling provides common channel Out of Band transmission of address and supervisory SS7 protocol signaling information between the end office or access tandem switching system and the CDL. FGD or BSA-D Switched Access 500 SAC Access, and 800 Access service, equipped with SS7 Out of Band Signaling, are available with the following interface arrangements: DS1 Digital, and DS3 Digital. SS7 Out of Band Signaling is provided at suitable equipped Telephone Company end office or access tandem switches.

(W) Calling Party Number (CPN) Parameter

The CPN parameter, available as a nonchargeable option for originating FGD or BSA-D with SS7 Out of Band Signaling, provides for the automatic transmission of the ten-digit directory number, associated with a calling station, to the customer's premises for originating calls. The ten-digit number consists of the NPA plus the seven digit telephone number which may or may not be the same telephone number as the calling station's charge number. The CPN parameter also includes a "privacy indicator" which allows the ten-digit telephone number to be coded as presented or restricted for delivery to the called end user. The technical specifications for CPN are described in Bellcore Technical Reference Publication TR-TSV-000905.

(X) Carrier Selection Parameter (CSP)

The CSP, available as a nonchargeable option for originating FGD or originating BSA-D with SS7 Out of Band Signaling, provides for the automatic transmission of a signaling indicator which signifies to the customer whether or not a given call originated from a presubscribed line. If the line was presubscribed, the indicator will signify if the end user did or did not dial 101XXXX. The technical specifications for CSP are described in Bellcore Technical Reference Publication TR-TSV-000905.

4. SWITCHED ACCESS

4.2 Description of Switched Access (Cont'd)

4.2.5 End office Services Optional Arrangements

(Y) Charge Number (CN) Parameter

The CN parameter, available as a nonchargeable option for originating FGD with SS7 Out of Band Signaling, is equivalent to the existing ten-digit Automatic Number Identification (ANI) available with FGD with MF signaling. When BSA-D with SS7 Out of Band Signaling is specified, the customer may order the CN parameter at the rates for ANI-BSE. The CN parameter provides for the automatic transmission of the ten-digit billing number of the calling station and the originating line information. The technical specifications for CN are described in (Bellcore Technical Reference Publication TR-TSV-000905.

(X) Carrier Identification Parameter (CIP)

Carrier Identification Parameter is available as an optional feature in conjunction with originating FGD with SS7 Out of Band Signaling. CIP provides for the transmission of the Carrier Identification Code (CIC) or the access code 101XXXX to the customer with the Initial Address Message (IAM). CIP is available with originating FGD in suitably equipped end offices and access tandems. CIP will be populated by a 4-digit CIC.

The Telephone Company will make every effort to maintain the CIP information, equipment and facilities in a format which facilitates the customer's use of the CIP offering. Changes (i.e., technology, customer account makeup, etc.) can occur affecting such information, however, and the Telephone Company cannot guarantee that the CIP equipment and facilities will be completely capable of processing CIP data at all times. Accordingly, the Telephone Company shall not be liable for any incidental, indirect, special or consequential damages (including lost revenue or profits) of any kind, resulting from inaccuracy of CIP data and/or the inability of its equipment and facilities to process CIP data.

4.2.6 Installation and Acceptance Testing of Switched Access

- (A) The Switched Access provided under this Price Guide (a) will include any Telephone Company installed equipment, entrance cable or drop wiring, and wiring or cable within a building necessary to terminate the Switched Access at a point of termination reasonably situated so as to serve the CDL, and (b) will be installed by the Telephone Company to such a point of termination. The customer shall be responsible for providing facilities beyond the point of termination. When performing installation and acceptance testing, the Telephone Company will, on a cooperative basis, test the line or trunk beyond the customer's first point of switching (i.e., End-To-End).

4. SWITCHED ACCESS

4.2 Description of Switched Access (Cont'd)

4.2.6 Installation and Acceptance Testing of Switched Access (Cont'd)

(B) At no additional charge, the Telephone Company will, at the customer's request, cooperatively test, at the time of installation, loss, 3-tone slope, DC continuity, C-notched noise, C-message noise and operational signaling, when applicable. When the Interface Arrangement is established at the Telephone Company's first point of switching, and the customer requests these tests, the Telephone Company will perform the tests independently and provide the results to the customer. When the Interface Arrangement provides a four-wire voice transmission facility and the point of termination provides two-wire voice transmission (i.e. there is a four-wire to two-wire conversion at the point of termination), echo control (balance-echo return loss/equal level echo path loss) may also be tested.

Additional charges will apply when: (a) the customer requests a test not set forth above, or (b) the test requested is not essential to the installation of the particular Switched Access ordered.

If acceptance tests are not started within 30 minutes after the scheduled appointment time for such tests, as negotiated between the Telephone Company and the customer, additional charges will apply as set forth in Section 6 following unless the delay is caused by the Telephone Company.

4.2.7 Provision of Design Layout Report

The Telephone Company will provide to the customer the make-up of the Switched Transport portion of the Switched Access provided under this Price Guide to enable the customer to design its overall service. The information will be reissued or updated whenever the makeup of the facilities provided to the customer are materially changed.

4.2.8 Network Management

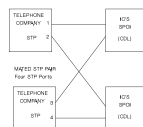
The Telephone Company will administer its network to ensure the provision of standard traffic grades of service levels to all telecommunications users of the Telephone Company's network services. The Telephone Company maintains the right to apply protective controls such as diversion of overflow traffic to informational announcements or restriction of access to congested traffic areas on any traffic carried over its network in order to assure satisfactory service levels to all customers. These controls include the right to restrict and, if necessary, deny access to and from the CDL.

Outage credit will apply as set forth in 2.4.4 in cases where all transmission paths are blocked as a result of application of protective controls, except that to the extent that these controls relate to emergency situations, no notice requirement is necessary beyond that already provided for in this Price Guide.

4. SWITCHED ACCESS**4.2 Description of Switched Access** (Cont'd)**4.2.9 Common Channel Signaling System 7 Access Service**

Common Channel Signaling System 7 (CCS7) Access service provides an interconnection between the Common Channel Signaling (CCS) network of the Telephone Company and a customer's CCS network or SS7 capable voice/data network using Dedicated Switched Access facilities and Signal Transfer Point (STP) Ports. CCS7 Access service provides the connection between the Telephone Company's STP and the CDL to allow customers to access Telephone Company provided services requiring CCS7 connectivity. CCS7 Access service provides for the transmission of network control and other signaling information from the Telephone Company's STP, via the STP Port and Dedicated Switched Access facilities, to the CDL. The technical interface specifications are as described in Bellcore Technical Reference Publication TR-TSV-000905. The location of the Telephone Company's STP switches are indicated in NECA Tariff FCC No. 4.

CCS7 Access Service may interconnect a customer's mated STP pair to the Telephone Company's mated STP pair. With this arrangement, the customer is connected to two STPs and four STP Ports via four Dedicated Switched Access facilities. The following diagram depicts a generic view of this arrangement.



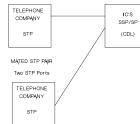
----- Dedicated Switched Access Facility

4. SWITCHED ACCESS

4.2 Description of Switched Access (Cont'd)

4.2.9 Common Channel Signaling System 7 Access Service (Cont'd)

CCS7 Access service may also interconnect a Customer Signaling Point or Service Switching Point to the Telephone Company's mated STP pair at the locations specified herein. With this arrangement, the customer is connected to two STPs and two STP Ports via two Dedicated Switched Access facilities. The following diagram depicts a generic view of this arrangement.



-----Dedicated Switched Access Facility

CCS7 Access Service for SS7 Out of Band Signaling is provided from the Telephone Company's mated Primary STP Pair located at Denton and Irving, Texas, and the local STP Pairs located at:

San Angelo and Brownwood
Baytown and Dickinson
Texarkana and Kilgore

4. SWITCHED ACCESS

4.2 Description of Switched Access (Cont'd)

4.2.9 Common Channel Signaling System 7 Access Service (Cont'd)

(A) Dedicated Switched Access

Dedicated Switched Access provides a dedicated transmission path to connect a CDL to the Telephone Company's Signal Transfer Point (STP). This service is provided in 56 Kbps digital or DS1 formats only. The 56 Kbps format provides connection to one port at the STP and the DS1 format provides an equivalence of 24, 56 Kbps facilities for connection of up to 24 ports at the STP. Dedicated Switched Access has two rate elements: Dedicated Switched Access Line (DSAL) and Dedicated Switched Access Transport (DSAT).

- (1) The DSAL rate element provides the transmission path between a CDL and its serving wire center. A 56 Kbps or DS1 interface is provided at the CDL as part of the DSAL. The 56 Kbps interface provides for the simultaneous two-way transmission of sequential bipolar data signals at a transmission speed of 56 Kbps over four-wire facilities. The DS1 interface provides for the simultaneous two-way transmission of sequential data signals at a transmission speed of 1.544 Mbps. This rate element is not distance nor usage sensitive.
- (2) The DSAT rate element provides the transmission path between the serving wire center of the CDL and the STP. This rate element is distance sensitive on a per airline mile basis, but is not usage sensitive. Where the serving wire center of the CDL and the STP location are the same, the DSAT rate element does not apply. The method for calculating the applicable airline miles is specified in Section 2.

(B) STP Port Termination

The STP Port Termination provides the means to terminate the Dedicated Switched Access facility at the STP. One STP Port Termination is required for each 56 Kbps or 56 Kbps equivalent facility.

4. SWITCHED ACCESS

4.2 Description of Switched Access (Cont'd)

4.2.9 Common Channel Signaling System 7 Access Service (Cont'd)

(C) SS7 Port Termination

SS7 Transport provides for message transport in support of services which require receiving and terminating signaling information using the SS7 protocol. SS7 Transport will route messages to the appropriate global title address or to the signaling point code address based on STP translations. Customer STP interconnection can be obtained by interconnection at the Telephone Company's STP pair locations as shown in this section.

Interconnection at either the local or primary STP locations will provide for SS7 transport to other STP locations within the Telephone Company's SS7 Network. The primary STP location is:

Denton and Irving

The local STP locations are:

San Angelo and Brownwood
Baytown and Dickinson
Texarkana and Kilgore

A customer ordering SS7 Transport must, at minimum, subscribe to the Telephone Company's Common Channel Signaling System 7 (CCS7) Access Service as shown in 4.2.10.

4.2.10 800 Customer Identification Function

This function utilizes 800 Data Base Query Service to screen all ten digits of all 800-NXX-XXXX type calls generated by end users to determine the customer to which the 800 call is to be routed. This function is provided in conjunction with 800 SAC Access Service.

4.2.11 900 Customer Identification Function

This function provides for screening of the first six digits of all 900-NXXX-XXXX type calls generated by end users to determine the customer to which the call is to be routed. This function is provided in conjunction with FGC, FGD, BSA-C and BSA-D.

4.2.12 Design and Routing of Switched Access

The Telephone Company shall work cooperatively with the customer to design and determine the routing of Switched Access including the selection of facilities from the first point of switching to the CDL. Selection of facilities, equipment and routing of the Switched Access is based on standard engineering methods, facilities and equipment available and the Telephone Company traffic routing plans.

4. SWITCHED ACCESS

4.2 Description of Switched Access (Cont'd)

4.2.13 Provision of Switched Access Performance Data

Performance data for Switched Access will be made available to the customer, based on previously arranged intervals and availability. This data may include, but is not limited to, equipment blockage and failure results, ineffective attempt performance, transmission failures, and other service-related data. Any request for data or format that is not Telephone Company standard will be handled on an Individual Case Basis with any associated cost to be borne by the customer. Performance data related to customer provided facilities will not be provided.

4.2.14 Transmission Performance

Each Switched Access transmission path is provided with a standard transmission performance. The standard for a particular path is dependent on the Interface Arrangement and whether the Switched Access is routed direct or via an access tandem. In addition, Data Transmission Parameters may be ordered by the customer. The transmission performance parameters relate only to the Telephone Company provided portion of the service.

The transmission specifications and diversity requirements for CCS7 Access service are described in Bellcore Technical Reference Publication TR-TSV-000905.

4.2.15 Design Blocking Probability

The Telephone Company will design the facilities used in the provision of Switched Access services to meet the blocking probability criteria as follows.

- (A) For FGA or BSA-A no design criteria apply.
- (B) For FGB, FGC, BSA-B and BSA-C the design blocking objective will be no greater than one percent (.01) between the CDL and the first point of switching. Standard traffic engineering methods will be used by the Telephone Company to determine the number of transmission paths required to achieve this level of blocking.
- (C) For FGD or BSA-D, the design blocking objective will be no greater than one percent (.01) between the CDL and the end office switch. Standard traffic engineering methods will be used by the Telephone Company to determine the number of transmission paths required to achieve this level of blocking.

When FGB, FGC, FGD, BSA-B, BSA-C or BSA-D is ordered in trunks, the Telephone Company cannot guarantee these design blocking probabilities.

4. SWITCHED ACCESS**4.2 Description of Switched Access (Cont'd)****4.2.15 Design Blocking Probability (Cont'd)**

The Telephone Company will design the facilities used in the provision of Switched Access services to meet the blocking probability criteria as follows.

(D) The Telephone Company will perform routine measurement functions except on FGA or BSA-A assure that an adequate number of transmission paths are in service. The Telephone Company will recommend that additional capacity (BHMC or quantities of trunks) be ordered by the customer when additional paths are required to reduce the measured blocking to the designed blocking level. For the capacity ordered, the design blocking objective is assumed to have been met if the routine measurements show that the measure blocking does not exceed the threshold listed in the following tables.

- (1) For FGB, FGC, BSA-B and BSA-C transmission paths carrying traffic between a CDL and the first point of switching, or FGD and BSA-D transmission paths, carrying traffic direct between a CDL and an end office, the measured blocking thresholds are as follows:

Number of Transmission Paths Per Trunk Group	Measured Blocking Thresholds in the Daily Busiest Hour for the Number of Measurements Per Trunk Group			
	15-20	11-14	7-10	5-6
	<u>Measurements</u>			
2	.070	.080	.090	.140
3	.050	.060	.070	.090
4	.050	.060	.070	.080
5-6	.040	.050	.060	.070
7 or more	.030	.035	.040	.060

- (2) For FGD and BSA-D transmission paths carrying traffic between a CDL and an end office via an access tandem, the measured blocking thresholds are as follows:

Number of Transmission Paths Per Trunk Group	Measured Blocking Thresholds in the Daily Busiest Hour for the Number of Measurements Per Trunk Group			
	15-20	11-14	7-10	5-6
	<u>Measurements</u>			
2	.045	.055	.060	.095
3	.035	.040	.045	.060
4	.035	.040	.045	.055
5-6	.025	.035	.040	.045
7 or more	.020	.025	.030	.040

4. SWITCHED ACCESS

4.2 Description of Switched Access (Cont'd)

4.2.16 Special Facilities Routing

A customer may request that the facilities used to provide Switched Access be specially routed. The regulations, rates, and charges for Special Facilities Routing (i.e., Avoidance, Diversity and Cable-Only) are set forth in 9. following.

4.2.17 800 Data Base Query Service

800 Data Base Query Service, offered in conjunction with 800 SAC Access Service, performs the 800 Customer Identification Function, as described in 4.2.11, to determine the customer to whom 800 calls must be routed. For all 1+800-NXX-XXXX calls originated by an end user, the Telephone Company will perform the customer identification function using a Telephone Company 800 Data Base to screen the dialed ten digits of the 800 call to determine the customer selected by the 800 subscriber to carry that 800 call. If the 800 call originates from an end office switch not equipped to provide the customer identification function, the call will be routed to an access tandem switch equipped to provide the customer identification function. Once customer identification has been established through 800 Data Base Query Service, the 800 call will be routed to the selected customer for completion.

Basic 800 Data Base Queries provide instructions to route 1+800-NXX-XXXX calls on a simple call turn around basis to one particular customer or to different customers based on the LATA in which the 800 call originates.

Premium 800 Data Base Queries provide instructions to route 1+800-NXX-XXXX calls to:

- (A) Different customers based on time of day, day of week, or based on number of calls allocated by 800 subscriber selected percentages.
- (B) Different terminating locations based on time of day, day of week, or based on number of calls allocated by 800 subscriber selected percentages.
- (C) Standard seven digit local exchange telephone numbers at the terminating end based on the 800 subscriber's specific requirements.

The 800 subscriber is responsible for arranging the entry of the various routing instructions discussed herein into the Number Administration Service Center's (NASC's) Service Management System (SMS).

Rate regulations and charges applicable to 800 Data Base Query Service appear in Section 4.

4. SWITCHED ACCESS

4.2 Description of Switched Access (Cont'd)

4.2.18 500 Customer Identification Function

This function provides for screening of the first six digits of all 500-NXX-XXXX type calls generated by end users to determine the customer to which the call is to be routed. This function is provided in conjunction with 500 SAC Access Service and with FGC and FGD.

4.2.19 Basic Service Elements

The following Basic Service Elements (BSEs) are chargeable unbundled service options available only with Basic Serving Arrangements. The Telephone Company makes no guarantee that these BSE's will be available in all locations. Rate regulations and charges applicable to BSEs.

(A) Alternate Traffic Routing - BSE

This BSE provides the capability of directing originating traffic from an end office (or appropriately equipped access tandem) via a trunk group (the "high usage" group) to a CDL until that group is fully loaded, and then delivering additional originating traffic (the "overflowing" traffic) from the same end office or access tandem to a different trunk group or groups (via one or more intermediate high usage groups) to one or more CDLs until the originating traffic is directed to a final group. The customer shall specify the last trunk CCS desired for the high usage group and each intermediate group.

When a BSA-D customer subscribes to TAS (Tandem Access Sectorization) and Alternate Traffic Routing, the "final" trunk group and any intermediate trunk groups carrying additional originating overflowing traffic must terminate at the same CDL as does the "high usage" trunk group.

Alternate Traffic Routing - BSE is provided in suitably equipped end office or access tandem switches and is available with BSA-B, BSA-C, and BSA-D.

(B) Automatic Number Identification (ANI) - BSE

This BSE provides the automatic transmission of a seven or ten-digit number and information digit to the CDL for calls originating in the Access Area to identify the calling station. The ANI arrangement will be associated with all individual transmission paths in a trunk group when this arrangement is provided.

These information digits shall only be used for billing and collection, routing, screening, and completion of the originating subscriber's call or transaction or for service directly related to the originating subscriber's call or transaction.

4. SWITCHED ACCESS

4.2 Description of Switched Access (Cont'd)

4.2.19 Basic Service Elements (Cont'd)

(B) Automatic Number Identification (ANI) – BSE (Cont'd)

The ANI provided shall not be reused or resold without first notifying the originating telephone subscriber and obtaining affirmative consent of the subscriber for reuse or resale.

Unless the originating subscriber has given consent for the reuse or resale, any information provided shall not be used for any purpose other than:

- performing the services or transactions that are subject of the originating subscriber's call;
- ensuring network performance security, and the effectiveness of call delivery;
- compiling, using and disclosing aggregate information; and,
- complying with applicable laws.

The above restrictions shall not prevent the subscriber to the ANI Arrangement from using information acquired from an ANI Arrangement, such as the telephone number or information derived from analysis of the characteristics of calls received through the ANI Arrangement, to offer a product or service that is directly related to the products or services previously purchased by a customer of the ANI Arrangement subscriber.

The seven-digit ANI telephone number is available with BSA-B and BSA-C. It will be transmitted on all calls except those identified as a multiparty line or ANI failure. The ten-digit ANI telephone number is only available with BSA-D. When BSA-D with SS7 Out of Band Signaling is specified, the customer may order an ANI equivalent by ordering the Charge Number Parameter at the rates for ANI-BSE. The ten-digit ANI telephone number consists of the Numbering Plan Area (NPA) plus the seven-digit ANI telephone number. The ten-digit ANI telephone number will be transmitted on all calls except those identified as a multiparty line or ANI failure in which case only the NPA will be transmitted (in addition to the information digit described below). The ANI telephone number is the listed telephone number of the end user that originates the call.

With BSA-C, ANI is provided from end offices at which the Telephone Company recording for end user billing is not provided, or where it is not required, as with 800 Service. It is not provided from end offices for which the Telephone Company needs to forward ANI to its recording equipment.

Where ANI cannot be provided (e.g., on calls from 2, in some instances, 4 and 8-party services) information digits will be provided to the customer.

4. SWITCHED ACCESS

4.2 Description of Switched Access (Cont'd)

4.2.19 Basic Service Elements (Cont'd)

(B) Automatic Number Identification (ANI) - BSE (Cont'd)

The information digits are used in the following situations:

- (1) Telephone number is the station billing number - no special treatment is required.
- (2) Multiparty line telephone number is a 2, in some instances, 4 or 8-party line and cannot be identified - number must be obtained via an operator or in some other manner.
- (3) ANI failure has occurred in the end office switch which prevents identification of calling telephone number - number must be obtained by operator or in some other manner.
- (4) The configuration of the line requires special screening or handling by the customer, or
- (5) Call is an Automatic Identified Outward Dialed (AIOD) call from end user terminal equipment.

These ANI information digits are available with BSA-B, BSA-C, and BSA-D only. In addition, the following information digits are available with BSA-D only:

- (a) InterLATA Area restricted - telephone number is identified line.
- (b) InterLATA Area restricted - line requires special screening or handling by the customer.

These information digits will be transmitted as agreed to by the customer and the Telephone Company.

(C) User Transfer - BSE

This option, available with BSA-A, provides the ability to temporarily hold an established call, originate another call to a third party, and then redirect the first call to the third party. When a call has been transferred, the original line is cleared to place or receive another call.

(D) Hunt Group Arrangement - BSE

This BSE, available only with BSA-A, provides the ability to sequentially access one of two or more line side connections in the originating direction, when the access code of the line group is dialed. This BSE contemplates one access code (i.e., telephone number) per arrangement. This BSE also provides the ability to sequentially access one of two or more lines in the terminating direction, when the hunting number of the line group is forwarded from the customer to the Telephone Company. The rates are as shown in the Telephone Company's local exchange Price Guide.

4. SWITCHED ACCESS

4.2 Description of Switched Access (Cont'd)

4.2.19 Basic Service Elements (Cont'd)

(E) Queuing - BSE

This BSE is available only with BSA-A in conjunction with the Uniform Call Distribution (UCD) BSE and may only be provided in Telephone Company electronic end offices.

When all terminals in a UCD Arrangement are busy, queuing allows for an incoming call to be placed in queue to await an available terminal in the UCD arrangement. When a call is placed in queue, audible ringing is returned to the customer and no further indication is sent until a terminal completes the call. The call that has been in queue the longest will be the first call handled when a terminal becomes available. The maximum number of calls that can be placed in queue is dependent upon the total number of lines in the multiline hunt group. If the incoming call cannot be placed in queue, the calling party will receive a busy tone.

(F) Uniform Call Distribution - BSE

This BSE provides a type of multiline hunting arrangement which evenly distributes calls among the available lines in a hunt group. Where available, this arrangement is provided with originating use for BSA-A and terminating use for Special Access Lines.

(G) Simplified Message Desk Interface (SMDI)

This option provides call-related information for calls utilizing a BSE hunt group arrangement. SMDI provides the capability for delivering the called number, the calling number, and a call forwarding indicator (i.e., call forwarding busy, call forwarding don't answer, or direct call). This information is transmitted to the CDL utilizing a DNAL. In addition, where customer equipment exists, SMDI will allow a customer to activate a message waiting indicator to the called number. The message waiting indicator includes Message Waiting Indication - Audible or Message Waiting Indication - Audible Ring Burst.

The customer shall provide the appropriate Customer Premises Equipment (CPE) to store, display or print the transmitted call status information as well as equipment to activate or deactivate the message waiting indicator. The Telephone Company assumes no liability and will be held harmless for any incompatibility of their CPE to perform satisfactorily with this feature. This BSE, available with BSA-A, is provided from suitably equipped end offices. The customer is responsible for providing a modem at the CDL which interfaces with the Telephone Company equipment at 1200 baud ASCII.

4. SWITCHED ACCESS

4.2 Description of Switched Access (Cont'd)

4.2.19 Basic Service Elements (Cont'd)

(H) Caller Identification - Number (ICLID) - BSE

This BSE provides the customer with the calling party's directory number for non-blocked calls at the time the call is received, subject to technical and other limitations including availability of the number for forwarding. The calling number is typically transmitted to the customer by the second ring. The number is displayed on customer-provided equipment.

Where available, this arrangement is provided as a nonchargeable option with originating BSA-A.

(I) Remote Call Forwarding - BSE

Remote Call Forwarding (RCF) is a service that utilizes a seven-digit Directory Number (DN) to automatically forward all incoming calls to another DN. The forwarded to number can be in the same central office switch or in another central office switch.

The remote call forwarding directory number is not directly associated with an access connection arrangement, but rather is a software translation programmed within the central office switch. All calls dialed to that directory number will forward to another number automatically. The subscriber to this capability does not have a station set for termination of calls made to their remote call forwarding number. Where available, this arrangement is provided with BSA-A, at the rates as shown in the Telephone Company's local exchange Price Guide.

(J) Direct Inward Dialing (DID) - BSE

This BSE provides a two or four wire DID trunk side termination with line treatment at the first point of switching that permits the Dial Tone Central Office Switch to deliver all or part of the called number to the customer premises at the time the call is established. Multifrequency (MF), Dual Tone Multifrequency (DTMF) or Dial Pulse address signaling is used by the Telephone Company to deliver only the called telephone number to the customer premises. No other address signaling will be delivered to the customer premises. The type of signaling utilized depends on the Dial Tone Office switching equipment available. If additional address signaling is required by the customer, it must be provided by the customer's end user using inband tone address signals which will not be regenerated by the Telephone Company and will be subject to the ordinary transmission capabilities of the Switched Transport provided.

4. SWITCHED ACCESS

4.2 Description of Switched Access (Cont'd)

4.2.19 Basic Service Elements (Cont'd)

(J) Direct Inward Dialing (DID) – BSE (Cont'd)

This BSE is only available with new BSA-A arrangements and only in the originating direction. The customer must order a DID Termination and the first group of 20 DID numbers to be associated with the DID Termination in addition to BSA-A service. Additional groups of 20 DID telephone numbers are available. The DID optional feature is only available as a stand-alone BSE or optional feature, no other BSEs or optional features can be used in conjunction with it. The rates are as shown in the Telephone Company's local exchange Price Guide.

(K) Billed Number Screening (BNS) - BSE

This BSE prevents the billing of incoming collect and third number billed calls to a customer's telephone account.

Where available, this arrangement is provided with BSA-A, at the rates as shown in the Company's local exchange Price Guide.

(L) Digital Channel Service (CLDCS) - BSE

This BSE provides a digital common line connection between the CDL and the local serving wire center. The digital transmission rate available is either DS1 (1.544 Mbps) or DS3 (44.736 Mbps).

Digital Channel Service will be used by the customer to aggregate the customer's telecommunication services onto a digital local loop.

This arrangement is provided on an Individual Case Basis (ICB) with BSA-D.

4.2.20 IntraLATA Equal Access Recovery Charge

The IntraLATA Equal Access Recovery Charge is designed to recover over a three-year period those costs that the Telephone Company incurs solely in connection with intraLATA equal access. The charge applies to each Originating Intrastate IntraLATA Switched Access minute of use and shall be assessed upon all customers that use local exchange switching facilities for the provision of intrastate telecommunications. The IntraLATA Equal Access Recovery Charge is found in 4.6.6 and is computed annually based upon the previous year's Originating IntraLATA minutes of use and recoverable costs.

4. SWITCHED ACCESS

4.3 Obligations of the IC

4.3.1 On and Off-Hook Supervision

The IC facilities shall provide the necessary on and off-hook supervision.

4.3.2 ASR Requirements

The customer shall order all Switched Access as set forth in Section 3 preceding, and 4 following.

Switched Access capacity is measured at the Telephone Company's first point of switching. ASRs for Entrance Facilities and Direct-Trunked Transport must specify the customer designated premises, type of service (e.g., Voice Grade, DS1 or DS3), the channel interface, and any options desired. In addition, ASRs for Direct-Trunked Transport must specify any Hubs involved and the end office, when direct routing to an end office is desired, or the access tandem if direct routing to an access tandem switch for purposes of obtaining Tandem-Switched Transport is desired.

ASRs for Direct-Trunked Transport must also specify the Feature Group or BSA, number of lines or trunks at the end office or tandem, major traffic types and directionality. Ordered quantities shall be specified by originating and terminating direction and by traffic type (e.g., MTS/MTS-type or WATS/WATS-type). Where the customer desires to segregate its originating traffic into separate trunk groups by type of traffic, the customer must specify the ordered quantities by trunk group and by traffic type. For example, if a customer desires a separate trunk group to carry its 500 or 800 traffic, the order must specify the trunks or BHMCs associated with 500 or 800 traffic for that trunk group.

Customers may order Tandem-Switched Transport by specifying the number of trunks required between the CDL and access tandem switch or BHMC between the CDL and the end office. The customer shall provide, when it orders BHMC, its projected intrastate BHMC between the CDL and each end office in the Access Area by traffic type. The customer shall provide, when it orders lines or trunks, its projected intrastate traffic distribution by percent for each end office in the Access Area by traffic type. If the customer fails to provide its traffic distribution the Telephone Company will use appropriate Telephone Company traffic studies to project distribution by end office.

When a customer orders Switched Access for mixed interstate and intrastate usage, the customer shall provide an estimate of the total usage which will be intrastate by traffic type.

The customer allocated percentages will be used as a basis of the jurisdictional determination for billing purposes of all charges until a more accurate determination can be provided as set forth following.

4. SWITCHED ACCESS

4.3 Obligations of the IC (Cont'd)

4.3.3 Jurisdictional Reports

For purposes of determining the jurisdiction of Switched Access traffic, once the Switched Access service is activated, the following criteria will apply:

(A) Jurisdictional Proration of Rates and Charges

Special Access Service:

When the customer orders special access service, the customer will provide the percentage of interstate traffic to be carried over the customer's special access service. If ten percent or less of traffic carried over the special access service will be interstate, such service is considered to be jurisdictionally 100% intrastate. If the jurisdictional nature of the customer's special access service changes, the customer must inform the Telephone Company in writing of the change. The effective date of the change will be the date the Telephone Company receives the customer's certification of change of jurisdiction. No charge applies for jurisdictional change.

Other Access Services:

When all other mixed interstate and intrastate access services are provided, all charges (i.e., monthly rates, usage rates, and nonrecurring charges) are prorated between interstate and intrastate based on the Percent Interstate Usage (PIU) factor as set forth in this section.

Customer provided PIUs must be furnished to the Telephone Company as follows:

Initial customer provided PIU factors for FGA, FGB, BSA-A, BSA-B (except for FGB or BSA-B used to provide 900 Service), Directory Assistance Access Service and Special Access Services must be furnished on the Access Service Request used to establish the service.

All other customer provided PIU factors, including all PIU factors provided in a report update, must be furnished via a letter. PIU factors provided via a letter will be kept on file and customers can designate when such PIUs are to apply to new or existing services. Such designations may only be made for customer provided PIU factors that can be furnished via a letter.

A projected PIU is not required for the International Blocking Miscellaneous Service. International Blocking is an interstate offering only. Charges will not be prorated between the intrastate and interstate jurisdictions.

4. SWITCHED ACCESS

4.3 Obligations of the IC (Cont'd)

4.3.3 Jurisdictional Reports (Cont'd)

For purposes of determining the jurisdiction of Switched Access traffic, once the Switched Access service is activated, the following criteria will apply:

(B) Jurisdictional Definitions

Interstate - A call is an interstate communication if the call originates from a telephone number within the boundaries of one state or country and terminates outside the boundaries of the state of origination.

Intrastate - A call is an intrastate communication if the call both originates from a telephone number and terminates to another telephone number within the boundaries of the same state.

(C) Jurisdictional Percentages

PIU is expressed as a whole number between 0 and 100. The sum of the PIU and the intrastate jurisdictional percentage (IJP) must equal 100%. The IJP is determined by subtracting the PIU from 100. The PIU factor and IJP factor serve as the basis for development of interstate and intrastate charges to the customer. For non-usage sensitive and nonrecurring rates, the quantity of service is multiplied by the PIU and IJP factors and by the applicable Price Guide rate to develop the charge. For usage sensitive rates, the quantity of usage sensitive units is multiplied by the PIU and IJP factors and by the applicable Price Guide rate to develop the charge.

Separate PIU factors are required for originating or terminating usage (except that for FGA, FGB, BSA-A or BSA-B the PIU will reflect the total for both originating and terminating usage).

(1) Interstate PIU

The PIU will be established by the Company or provided by the interexchange carrier (IC) customer as described following:

(a) Telephone Company Developed PIU

Where the jurisdiction can be determined from the call detail, the Telephone Company will bill according to the jurisdiction of the call.

4. SWITCHED ACCESS

4.3 Obligations of the IC (Cont'd)

4.3.3 Jurisdictional Reports (Cont'd)

(C) Jurisdictional Percentages (Cont'd)

(1) Interstate PIU (Cont'd)

(b) Customer-Provided PIU

Where the Telephone Company does not possess the capability to determine the jurisdiction of a switched access service, a PIU factor must be reported by the customer to the Telephone Company.

With the exception of FGA, FGB, BSA-A, BSA-B, Entrance Facility and Direct-Trunked Transport, customers shall report separate PIU factors to the Telephone Company for originating or terminating switched access service provided by the Telephone Company. For FGA, FGB, BSA-A and BSA-B switched access service, the PIU will be utilized for both originating and terminating traffic. Customers may report PIU factors at any of these reporting levels: end office, billing account number (BAN), or local access and transport area (LATA). Customers may compute PIU factors at the state level provided the factors are specific to the Telephone Company and reported at the LATA level. If a customer uses a combination of reporting levels, each access service provided by the Telephone Company should be included at least once, but not more than once, in the PIU factors provided to the Telephone Company.

Revised PIU reports are also required when an access customer discontinues a portion of the Access Services or otherwise modifies the use of the Access Services within an end office or LATA in such a manner that substantially affects the jurisdiction of the traffic to which the PIU applies.

For FGA, FGB, BSA-A and BSA-B switched access service where the nature of the service is such that the customer cannot determine a Telephone Company specific PIU, the customer may report a LATA level PIU for that service to all the telephone companies from which the service is provided within the LATA.

4. SWITCHED ACCESS

4.3 Obligations of the IC (Cont'd)

4.3.3 Jurisdictional Reports (Cont'd)

(C) Jurisdictional Percentages (Cont'd)

(1) Interstate PIU (Cont'd)

(b) Customer-Provided PIU (Cont'd)

(1) Initial Requirements

Before a switched access service is initially established, or for existing customers within 30 days following a request from the Telephone Company, the customer must provide the following written information to the Telephone Company:

- (i) The customer must affirm that it possesses a network technology or other reasonable method to accurately determine the jurisdiction of each access service provided by the Telephone Company.
- (ii) The customer must affirm that it will calculate and report PIU factors to the Telephone Company based on the actual jurisdiction of each access service provided by the Telephone Company to the access customer.

Customers ordering an Entrance Facility, or a Direct-Trunked Transport facility must provide the Telephone Company with an interstate percentage of use reflecting the originating and terminating traffic of all Switched Access services that will use the facility. Also, when a customer adds additional or new Switched Access Services to existing Entrance Facilities or Direct-Trunked Transport facilities, a revised PIU report is required.

The customer may provide a PIU factor for each Entrance Facility and a separate PIU factor for each Direct-Trunked Transport facility. At the customer's discretion, a LATA-level PIU factor can be provided for all Entrance Facilities within the LATA or a separate LATA-level PIU factor can be provided for all Direct-Trunked Transport PIU factor is provided by the customer, the specified percentage will be applied to all Direct-Trunked Transport facilities within the LATA or to those facilities for which a specific Entrance Facility PIU or a specific Direct-Trunked Transport PIU is not provided.

4. SWITCHED ACCESS

4.3 Obligations of the IC (Cont'd)

4.3.3 Jurisdictional Reports (Cont'd)

(C) Jurisdictional Percentages (Cont'd)

(1) Interstate PIU (Cont'd)

(b) Customer-Provided PIU (Cont'd)

(2) Annual Requirements

Each customer is required to provide to the Telephone Company by April 15 of each year a written report which describes the methodology used by the customer for determination of customer-reported PIU factors.

If the Telephone Company does not receive the report by April 15 of each year, the Telephone Company will notify the customer by certified mail and advise the customer that unless the report is received by the Telephone Company within 30 days of receipt of the notice, a default PIU of 50% will be applied to the next billing cycle.

Customers are responsible for reporting accurate PIU factors to the Telephone Company. The Telephone Company is responsible for verifying the accuracy of PIU reports provided by customers. The Telephone Company will annually monitor all PIU reports.

(3) Quarterly Requirements

The customer shall update the jurisdictional report on the first of January, April, July and October of each year. The revised report will provide the interstate and intrastate percentage of use data for the past three months ending the last day of December, March, June and September. The update must be received by the Telephone Company no later than 15 days after the first day of each quarter as it will serve as the basis for billing the customer for that quarter. After the customer exercises its self-reporting options, if the customer does not provide a quarterly update report, the Telephone Company will assume the percentages to be the same as those provided in the last quarterly update received and will continue to do so until the use of a default PIU becomes appropriate.

4. SWITCHED ACCESS

4.3 Obligations of the IC (Cont'd)

4.3.3 Jurisdictional Reports (Cont'd)

(C) Jurisdictional Percentages (Cont'd)

(1) Interstate PIU (Cont'd)

(b) Customer-Provided PIU (Cont'd)

(3) Quarterly Requirements (Cont'd)

If the customer has never provided a quarterly report, the Telephone Company will notify the customer by certified mail and advise the customer that a default PIU of 50% will be applied beginning the next billing cycle unless a PIU report is filed by the customer.

The Telephone Company will review the jurisdictional reports quarterly for reasonableness and inform the customer by certified mail within 75 days of the beginning of the quarter if the Telephone Company believes the report does not accurately reflect the current PIU of the service. Upon such notification, the customer shall have thirty days to review the Telephone Company's concerns and make corrections, if applicable. Absent such notification by the Telephone Company, the report is assumed to be accurate and exempt from any billing adjustments that may arise from subsequent audit.

In the event the Telephone Company notifies the customer as specified in the previous paragraph, billing adjustments may apply.

(4) Exceptions

All foreign exchange (FX) FGA or BSA-A services and dedicated off network access line (ONAL) FGA or BSA-A services ordered under this Price Guide are designated as 100% intrastate services and are exempt from PIU reporting requirements.

4. SWITCHED ACCESS

4.3 Obligations of the IC (Cont'd)

4.3.3 Jurisdictional Reports (Cont'd)

(D) Audit of Jurisdictional Accuracy

(1) Jurisdictional Report Verification

When a customer provides a projected interstate usage percent, the Telephone Company may, for audits sanctioned by the Audit Committee, (on written request by certified U.S. mail), require the customer to provide call detail records which will be audited to substantiate the projected interstate usage factor provided to the Telephone Company.

The Telephone Company will request that the call detail records be made available to an independent auditor or the Telephone Company within thirty (30) days of the request at an agreed upon location during normal business hours.

If the customer fails to comply with the request to produce records, the Telephone Company may refuse additional applications for service and/or refuse to complete any pending orders for service for a period of 30 days. If, at the conclusion of 30 days, the customer still does not comply with this request, the Telephone Company may discontinue the provision of the service as specified in 2.1.8(A) preceding.

The audit verification process and responsible party(ies) for payment of audit expenses will be determined as set forth in (a) or (b), following:

- (a) The Telephone Company will participate in the Audit Committee for the purpose of joint administration of PIU audits.
- (b) The customer may select an independent auditor and pay all audit expenses.

PIU reporting, auditing, and billing practices are to be consistent with the provisions of the Telephone Company's Price Guides and the final order in Docket No. 10127, and the Public Utility Commission of Texas' Rules.

4. SWITCHED ACCESS

4.3 Obligations of the IC (Cont'd)

4.3.3 Jurisdictional Reports (Cont'd)

(D) Audit of Jurisdictional Accuracy (Cont'd)

(2) Maintenance of Customer Records

The customer shall retain and maintain net call detail records for a minimum 12-month period that statistically substantiate the PIU provided to the Telephone Company. Such net call detail records (i.e., workpapers and/or backup documentation, including paper, or any other form of records for billed customer traffic) shall consist of call information, including call terminating address (i.e., called number), the call duration, the trunk group or access lines over which the call is routed and the point at which the call enters and/or exits the customer's network, and calling number when available.

If the Telephone Company determines that the customer's records, worksheets and backup documentation are insufficient or if the customer does not provide the call detail records in accordance with the provisions set forth in this Price Guide, the Telephone Company shall request the call detail records on a prospective basis not to exceed a three-month time period.

(E) Application of Audit Results

If the composite PIU determined by the auditor for all access services subject to audit varies more than three percentage points from the composite reported PIU for those access services, the Telephone Company will make adjustments to billing based upon the audit results for a maximum of 12 months as specified in 4.3.3(H).

When an audit determines that a customer's reported PIU by access service deviates from the services specific PIU, as determined by the audit, by more than three percentage points, and that deviation is not due to seasonal changes or other identifiable reasons, the Telephone Company shall apply the service specific PIU as determined by the audit to each such service for two successive quarters following the completion of the audit. The PIU for those two quarters may only be changed with the approval of the Telephone Company upon a showing by the customer, which the Telephone Company finds adequate, that the customer's PIU for a service has changed since the completion of the audit.

If a customer has been audited (either by a voluntary self-audit accepted by the Audit Committee or an Audit Committee audit), no subsequent audits may be initiated by the Audit Committee within twelve months from the completion of the last audit. However, the Telephone Company may still require explanation of any change in reported PIU by the customer during the twelve-month period and, if the Audit Committee determines that the explanation is not adequate, the Audit Committee may initiate another audit to determine if the change in reported PIU is reasonable.

4. SWITCHED ACCESS

4.3 Obligations of the IC (Cont'd)

4.3.3 Jurisdictional Reports (Cont'd)

(F) Contested Audits

When a PIU audit is conducted, the customer may contest the results of the audit by providing written notice by certified mail to the Audit Committee within thirty (30) calendar days of the receipt of the audit results by the customer.

When a PIU audit is conducted, the Telephone Company may contest the results of the audit by providing written notice by certified mail to the customer and the Audit Committee within thirty (30) calendar days of the receipt of the audit results by the Telephone Company.

Absent written notification as specified herein, audit results cannot be contested.

Contested audits may be informally resolved by the Audit Committee, or be resolved by a neutral arbitrator, if the Telephone Company and the customer agree to such an arrangement. If the arbitrator rules in favor of the Telephone Company, the customer must pay the expense of the arbitrator. If the arbitrator rules in favor of the customer, the Telephone Company will pay the expense of the arbitrator. The arbitration proceeding shall be governed by the law (both statutory and case) of the state in which the arbitration hearing is held, including, but not limited to, the Uniform Arbitration Act, as adopted in that state. The arbitrator shall determine the customer's PIU consistent with the provisions of 4.3.3 preceding.

Prior to the arbitration hearing, each party shall notify the arbitrator of the PIU percentage which that party believes to be correct. The arbitrator, in deciding, may adopt the PIU percentage of either party or may adopt a PIU percentage different from those proposed by the parties. If the arbitrator adopts a PIU percentage proposed by one of the parties, the other party (whose PIU percentage was not adopted) shall pay all costs of the arbitration. If the arbitrator adopts a PIU percentage higher than either of the PIU percentages proposed by the parties, then the party proposing the lower PIU percentage shall pay all costs of the arbitration. If the arbitrator adopts a PIU percentage lower than either of the PIU percentages proposed by the parties, then the party proposing the higher PIU percentage shall pay all costs of the arbitration. If the arbitrator adopts a PIU percentage which falls between the two percentages adopted by the parties, then the parties shall each pay one-half of the arbitration costs.

The Telephone Company shall not issue adjusted bills until any contest of the audit has been resolved in accordance with this subsection.

4. SWITCHED ACCESS

4.3 Obligations of the IC (Cont'd)

4.3.3 Jurisdictional Reports (Cont'd)

(G) Disputed Bills

A customer may dispute bill adjustments following receipt of the adjusted bill. Disputes arising from bill adjustments may, upon agreement by the involved parties, be informally resolved by a neutral arbitrator or mediator. By the sixty-first day following receipt of the adjusted bill, a customer must either place the disputed amount of the adjusted bill in escrow or pay the disputed amount to the Telephone Company pending resolution of the dispute. The Commission, the arbitrator, or the Audit Committee to whom this dispute is directed may waive this requirement.

If, on the sixty-first day, the disputed amount is neither placed in escrow nor received by the Telephone Company, the Telephone Company will provide the customer, by certified mail, with a notice of disconnection and may disconnect service not sooner than thirty days after the customer received notice. Disconnection is limited to services for which the PIU is materially misreported by at least three percentage points.

(H) Bill Adjustments

Bill adjustments resulting from an audit of jurisdictional accuracy will be made in accordance with the following provisions.

- (1) For initial audits, no backbilling adjustments will be made based upon the conclusions of a voluntary audit conducted by an auditor approved by the Audit Committee within twelve months of receipt of written notification of the audit guidelines. For initial Audit Committee initiated audits, or voluntary audits conducted by non-approved auditors, billing adjustments will be made for up to twelve prior months.
- (2) For subsequent audits, whether voluntary using an auditor approved by the Audit Committee or Audit Committee initiated, no billing adjustment will apply for any report period prior to the first month of the quarter for which a customer receives notice that the Telephone Company challenges the PIU reported by the customer. Billing adjustments shall commence from the first day of the first month of the quarter in which the customer receives notice of the challenge and shall extend through the audit completion date, but the period of adjustment shall not exceed twelve months under any circumstances.

4. SWITCHED ACCESS

4.3 Obligations of the IC (Cont'd)

4.3.3 Jurisdictional Reports (Cont'd)

(H) Bill Adjustments (Cont'd)

- (3) Billing adjustments will be made only if the composite PIU determined by the auditor for all access services subject to audit varies more than three percentage points from the composite reported PIU for those access services. The adjusted bills are to be computed by first computing an "Audit Adjusted PIU". The "Audit Adjusted PIU" will be determined by the Audit Committee or the Telephone Company as follows:

- (a) If the reported PIU was found to be too high, the "Audit Adjusted PIU" is the PIU determined by the auditor plus three percentage points.
- (b) If the reported PIU was found to be too low, the "Audit Adjusted PIU" is the PIU determined by the auditor less three percentage points.

The Telephone Company is to calculate a net bill adjustment for usage using the "Audit Adjusted PIU" to compute a bill or credit to the customer. However, no billing adjustments will be made for any period to which the audit applies in which the customer's reported PIU falls within three percentage points of the Audit PIU. If the billing adjustment is less than \$500, the Telephone Company may forego any billing adjustment.

To correct past bills from the Telephone Company, a net adjustment factor will be calculated which represents the difference between the Telephone Company's interstate rate and the Telephone Company's intrastate rate for service. Adjusted units will be calculated which represent the difference between the total usage times the Reported PIU and the total usage times the Audit Adjusted PIU. The customer will be billed or credited a bill adjustment as follows:

$$\text{Net adjustment factor} \times \text{Adjusted units} = \text{Net bill adjustment}$$

The Telephone Company may utilize a different methodology only if it produces an equivalent result as the preceding formula.

- (4) The customer will be billed for the Telephone Company's allocated audit costs resulting from an audit only if the customer-reported composite PIU deviates from the composite Audit-PIU by more than five percentage points and results in an underbilling of access charges to the access customer. Audit costs include the costs incurred by the Audit Committee's auditor for the purpose of auditing the customer.

4. SWITCHED ACCESS

4.4 Payment Arrangements and Credit Allowances

4.4.1 Cancellation of Applications

A customer may cancel an application for Switched Access in accordance with the regulations and charges as set forth in this Price Guide.

4.4.2 Credit Allowances

Allowances for interruptions are as set forth in 2.4.4.

4.5 Rate and Charge Regulations

4.5.1 Rate Elements

- (1) For the purposes of determining the rates and charges for Switched Access, the following rate elements may apply.

Entrance Facility
Direct-Trunked Transport
Tandem-Switched Transport
Multiplexing
End Office Switching
800 Data Base Query
Cross Connect Charge

Dedicated Trunk Port
Shared End Office Trunk Port
Transitional Intrastate Access Charge

FGB, FGC, FGD, BSA-B, BSA-C and BSA-D are also subject to Network Blocking call charges following.

- (2) For CCS7 Access service the following rate elements apply.

Dedicated Switched Access Line
Dedicated Switched Access Transport
STP Port Termination
Cross Connect Charge

4. SWITCHED ACCESS

4.5 Rate and Charge Regulations (Cont'd)

4.5.2 Rate Regulations

This section contains the specific regulations governing the rates and charges that apply for Switched Access including CCS7 Access Service and 800 Data Base Query Service.

(A) Types of Rates and Charges

The following types of rates and charges apply to Switched Access.

(1) Usage Rates

Usage rates are rates applied on a per Access Minutes basis either as premium or nonpremium, or they are applied on a per query basis either as basic or premium.

End Office Switching is usage rated.

The Tandem-Switched Transport-Termination, Tandem Switching, Shared End Office Trunk Port and Transitional Intrastate Access Charge rate elements are usage rated.

The Tandem-Switched Transport-Facility rate element is both usage and distance sensitive.

(2) Flat Rated

Flat rates apply, on a per month basis, regardless of the amount of rate element usage. Flat rates may be either distance-sensitive or nondistance-sensitive.

Dedicated Switched Access Transport is a flat-rated, distance-sensitive rate element applicable to CCS7 Access Service.

Direct-Trunked Transport is flat-rated and, with the exception of Voiceband Transport, is both distance and nondistance-sensitive. Voiceband Transport is distance-sensitive only.

The Entrance Facility is flat-rated and may either be distance- or nondistance-sensitive.

Multiplexing is a flat-rated element.

Dedicated Multiplexing, the Cross Connect charge, and Dedicated Trunk Port charge are all flat-rated elements.

4. SWITCHED ACCESS

4.5 Rate and Charge Regulations (Cont'd)

4.5.2 Rate Regulations (Cont'd)

(A) Types of Rates and Charges (Cont'd)

(3) Nonrecurring Charges

Nonrecurring charges are one-time charges that apply for specific work activities in conjunction with providing Switched Access or change to an existing Switched Access Arrangement, Feature Group, or Basic Serving Arrangement.

(a) Installation of Service

Nonrecurring charges apply to each Switched Access service installed. FGA, FGB, FGD, BSA-A, BSA-B and BSA-D are ordered on a per system basis. For FGC, FGD, BSA-C or BSA-D, which are ordered on a Busy Hour Minutes of Capacity basis, the charge applies only when the capacity ordered requires the installation of an additional trunk(s).

(b) Service Rearrangement

Administrative changes will be made without charge to the customer. Administrative changes are as follows:

- Change in name or ownership or transfer of responsibility from one customer to another, provided there is no interruption of use or relocation of Switched Access service.
- Change of customer or customer's end user premise address when the change of address is not a result of a physical relocation of equipment,
- Change in billing data (name, address or contact name or telephone number),
- Change in customer circuit identification,
- Change of billing account number,
- Change of customer test line number,
- Change of customer or customer's end user contact name or telephone number, and
- Change of agency authorization.

4. SWITCHED ACCESS

4.5 Rate and Charge Regulations (Cont'd)

4.5.2 Rate Regulations (Cont'd)

(A) Types of Rates and Charges (Cont'd)

(3) Nonrecurring Charges (Cont'd)

(c) Switched Access Ordering Charge

This charge, applied on a per Access Service Request (ASR) basis, is associated with the work performed by the Telephone Company in connection with the receiving, recording and processing of service requests. The Switched Access Ordering Charge applies to all requests to establish Entrance Facilities, Direct-Trunked Transport Facilities, and Tandem-Switched Transport Facilities. Where Entrance Facilities and Direct-Trunked and/or Tandem-Switched Transport are ordered on a single ASR, only one Switched Access Ordering Charge applies. This charge is in addition to any Service Installation Charge for Entrance Facility installations.

Switched Access Ordering Charge will apply for a change in FGD or BSA-D switched access and 800/888 SAC Access signaling from multifrequency address signaling to SS7 Out of Band Signaling except as specified above.

This charge also applies, per ASR, for the installation, addition, change, rearrangement or move of EIS Switched and Special Access Service facilities, except as specified in 4.5.2(A)(3)(b).

Switched Access Ordering Charge applies to customer request to change an end user WATS Access line (i.e., OutWATS) to a different band. This charge does not apply to 800/877/888 (InWATS) service.

The Switched Access Ordering Charge also applies to requests to activate additional trunks or to increase BHMC on existing Switched Transport Facilities and, changes in the type of Feature Group or Direct-Trunked Transport, for any modifications or changes to existing services that are not considered an administrative change as described in 4.5.2.

4. SWITCHED ACCESS

4.5 Rate and Charge Regulations (Cont'd)

4.5.2 Rate Regulations (Cont'd)

(A) Types of Rates and Charges (Cont'd)

(3) Nonrecurring Charges (Cont'd)

(c) Switched Access Ordering Charge (Cont'd)

This would include activities such as:

- Changes and/or additions to end office services optional arrangements (changes in hunt group or screening arrangements).
- The combination or splitting of FGA or BSA-A hunt groups.
- A move to a new point of termination within the same CDL.
- Changes of a telephone number for FGA or BSA-A or Special Access Lines used with a Switching Interface.
- The activation or deactivation of 500 or 900 SAC NXX codes on a per tandem level or end office basis.
- Changes, additions or deletions to OSS OPCs, in conjunction with LIDB Query Service.
- The unblocking or blocking of 0+900 dialing capability on a per tandem level or end office basis.
- The addition of Operator Services to an existing service.
- Changes to or additions of Basic Service Elements (BSEs) associated with an established Basic Serving Arrangement

The Switched Access Ordering Charge will not apply to requests where the customer has existing FGB or BSA-B and/or FGD or BSA-D and the customer wants to add a new CIC Code to those existing facilities (except as noted above).

(B) Change of Switched Access Type

Changes from one type of Switched Access to another will be treated as a discontinuance of one type of FSA and start of another. The Switched Access Installation and Ordering Charges will apply, with the following exception. When a customer upgrades a FGA, FGB, FGC, BSA-A, BSA-B or BSA-C to a FGD or BSA-D at the same first point of switching, the charge will not apply. If, however, optional features are added to the service at the time the conversion takes place, the Ordering Charge for these additions will apply.

4. SWITCHED ACCESS

4.5 Rate and Charge Regulations (Cont'd)

4.5.2 Rate Regulations (Cont'd)

(C) Moves

A move involves a change in the physical location of the point of termination of Switched Access. The charge for the move depends on whether the move is within the same CDL or to a different CDL.

(1) Same CDL

When the move is to a new point within the same CDL, the Switched Access Ordering Charge will apply. There will be no change in the minimum period requirements.

(2) Different CDL

When the move is to a different CDL or to an EIS it will be treated as a disconnect and an installation of Switched Access. The Switched Access Installation and Ordering charges will apply to the Switched Access, installed at the CDL. A new minimum period will also be established for the installed Switched Access. The customer will remain responsible for all remaining minimum period charges associated with the disconnected Switched Access.

(D) Signaling System 7 (SS7) Out of Band Signaling

- (1) Switched access ordering charges will not apply if Calling Party Number (CPN) Parameter, Carrier Selection Parameter (CSP), and/or Charge Number (CN) Parameter are ordered at the same time as SS7 Out of Band Signaling is ordered in conjunction with FGD or BSA-D. The Switched Access Ordering Charge will apply if these optional features are ordered subsequent to the provision of SS7 Out of Band Signaling.

(E) 800 Data Base Query Service

Query usage charges for 800 Data Base Query Service apply as follows:

- (1) A Basic 800 Data Base Query charge will apply for each basic 800 call query received at the Telephone Company's 800 data base. Per query charges are accumulated over a monthly period and billed to the customer on a monthly basis.
- (2) A Premium 800 Data Base Query charge will apply for each premium 800 call query received at the Telephone Company's 800 data base. Per query charges are accumulated over a monthly period and billed to the customer on a monthly basis.

4. SWITCHED ACCESS**4.5 Rate and Charge Regulations (Cont'd)****4.5.2 Rate Regulations (Cont'd)****(F) Network Blocking Charge for Tandem Switched FGB, FGC, FGD, BSA-B, BSA-C and BSA-D**

The customer will be notified by the Telephone Company to increase its capacity when excessive trunk group blocking occurs on groups carrying FGB, FGC, FGD, BSA-B, BSA-C or BSA-D traffic and the measured access minutes for the Daily Busiest Hour exceed the capacity purchased. Excessive trunk group blocking occurs when the blocking thresholds stated below are exceeded. They are predicated on Daily Busiest Hour measurements for four contiguous weeks using the five highest traffic days of the week, excluding national holidays. The Telephone Company will not bill the customer a Network Blocking Charge if an ASR for additional capacity is received by the Telephone Company within 15 days of the notification. If an ASR is not received within 15 days of notification the rate, will apply when (1) the Daily Busiest Hour average blocking for the four contiguous weeks exceeds the threshold level and (2) the average originating or two-way usage measured for these same hours exceeds the Switched Access capacity purchased.

Blocking Thresholds

<u>Trunks in Service</u>	<u>1%</u>	<u>1/2%</u>
1-2	.070	.045
3-4	.050	.035
5-6	.040	.025
7-or more	.030	.020

The one percent blocking threshold is for FGB, FGC, BSA-B and BSA-C transmission paths carrying traffic between a CDL and the first point of switching, or FGD and BSA-D transmission paths carrying traffic direct between a CDL and an end office. The one-half percent blocking threshold is for FGD and BSA-D transmission paths carrying traffic between a CDL and an end office via an access tandem.

4. SWITCHED ACCESS

4.5 Rate and Charge Regulations (Cont'd)

4.5.2 Rate Regulations (Cont'd)

(G) Determination of Intrastate Charges for Mixed Interstate and Intrastate Switched Access

When mixed interstate and intrastate Switched Access Service is provided, all charges will be prorated based on the jurisdictional distribution of access minutes. The portion of a Switched Access Service to be charged as intrastate is determined in the following manner:

- For usage rated elements, multiply the percent intrastate use times the total usage, either measured or assumed, rounded to whole access minutes times the appropriate Price Guide rate element.
- For monthly and nonrecurring rate elements, multiply the percent intrastate use times the quantity of each chargeable element times the stated Price Guide rate per element.
- The jurisdiction of the Switched Access Cross Connect element will be determined in the same manner as the jurisdiction is determined for Special Access services.

(H) Local Dial-It Services

Customers will be billed charges for terminating Switched Access calls to certain community information services, for which rates are applicable under Telephone Company General and/or Local Price Guides, (e.g., 976 DIAL-IT Network Services).

(I) Local Directory Assistance

Terminating Switched Access calls dialed to Directory Assistance will be rated under the applicable rates for the Switched Access. In addition, the charge per call to Directory Assistance as set forth in General and/or Local Price Guides may also apply.

4. SWITCHED ACCESS

4.5 Rate and Charge Regulations (Cont'd)

4.5.2 Rate Regulations (Cont'd)

(J) CCS7 Access Service

CCS7 Access service, connecting a customer's STPs to Telephone company STPs, requires four STP Port Terminations and four Dedicated Switched Access facilities. CCS7 Access service connecting Customer Signaling or Service Switching Points for Telephone Company STPs requires two STP Port Terminations and two Dedicated Switched Access facilities.

(1) Dedicated Switched Access

Dedicated Switched Access is composed of two rate elements: Dedicated Switched Access Line (DSAL) and Dedicated Switched Access Transport (DSAT). The DSAL has an NRC and an MRC. The DSAT has only an MRC and is charged for on a per airline mile basis.

(2) STP Port Terminations

Rates and charges applicable to STP Port Terminations are set forth in 4.6.

(3) SS7 Transport

SS7 Transport is provided at a flat rated non-distance sensitive rate as set forth in 4.6. The transport rate will apply between the primary and each local STP location.

(K) Description and Application of Rates

(1) Determination of Premium Rates and Nonpremium Rates

Switched Transport and End Office Switching rates are applied either as premium rates or nonpremium rates at the rates set forth in 4.6.

The specific application of premium and nonpremium rates for a specific customer is dependent upon the feature group, the type of Switched Transport, and the availability of equal access capabilities in the end office or the WATS Serving Office to which the service is provided. The Entrance Facility, Direct-Trunked Transport, Tandem-Switched Transport and Multiplexing are not subject to premium and nonpremium rating.

4. SWITCHED ACCESS

4.5 Rate and Charge Regulations (Cont'd)

4.5.2 Rate Regulations (Cont'd)

(K) Description and Application of Rates (Cont'd)

(1) Determination of Premium Rates and Nonpremium Rates (Cont'd)

Premium rates apply to all FGC, FGD, BSA-C and BSA-D access minutes; to all FGA, FGB, BSA-A and BSA-B access minutes that originate from or terminate at end offices or WATS Serving Offices equipped with equal access (i.e., FGD or BSA-D) capabilities; and to all FGB or BSA-B access minutes that originate from or terminate at end offices not equipped with equal access, when the service is provided to customers who furnish MTS and WATS.

Nonpremium rates (i.e., discounted access minute rates) apply to all FGA, FGB, BSA-A and BSA-B access minutes (measured or assumed) that originate from or terminate at end offices or WATS Serving Offices which are not equipped with equal access capabilities, except for FGB or BSA-B access minutes generated by providers of MTS and WATS.

(2) Switched Transport

The Telephone Company will apply Tandem-Switched Transport rates to all existing tandem-routed switched access services provided via a Telephone Company access tandem switch and Entrance Facility and Direct-Trunked Transport charges to all existing DS1 and DS3 Entrance Facility circuits and Direct-Trunked Transport circuits provided to a customer. Existing Voiceband Entrance Facility and Direct-Trunked Transport circuits will be billed at a Voiceband, DS1 or DS3 level, as appropriate, based on the number of equivalent DS1 or DS3 circuits.

Switched Transport is determined as follows:

- (a) The Tandem-Switched Transport - Facility rate is applied per access minute per airline mile for each Switched Access Feature Group or Basic Serving Arrangement type. Tandem-Switched Transport - Facility airline mileage will be measured from the Access Tandem to the End Office or Host Office.

When the end office is acting as a host office, a separate mileage calculation determines the mileage from the host office to the remote office. Traffic originating from and/or terminating to the remote will be billed Tandem-Switched Transport charges. The Tandem Switching charge does not apply to traffic between a host and remote office.

4. SWITCHED ACCESS

4.5 Rate and Charge Regulations (Cont'd)

4.5.2 Rate Regulations (Cont'd)

(K) Description and Application of Rates (Cont'd)

(2) Switched Transport (Cont'd)

(a) (Cont'd)

The V&H coordinate method is used to determine the actual mileage as set forth in NECA, Inc.'s Tariff FCC No. 4. If the calculated miles include a fraction, the value is rounded up to the next full mile.

Switched Transport rates apply to the switched access minutes of use that originate/terminate at a MTSO directly connected to a Telephone Company access tandem or end office. Where the connection is made directly to an end office, Switched Transport rates (Tandem-Switched Transport or Direct-Trunked Transport, as ordered by the customer) shall apply between the end office and the serving wire center of the customer. Where the connection is made directly to an access tandem, Switched Transport rates (Tandem-Switched Transport or Direct-Trunked Transport, as ordered by the customer) shall apply between the access tandem and the serving wire center of the customer. For access tandem connections, Tandem-Switched Transport Facility mileage, if applicable, will be measured from the access tandem to the customer's serving wire center. The Tandem Switching charge shall apply to all minutes of use where the MTSO connection is made directly to an access tandem.

Where Tandem-Switched Transport - Facility is provided by more than one telephone company, the mileage for each will be determined as in 2.7.

- (b) The Tandem-Switched Transport - Termination rate applies per access minute for each termination (i.e., the first point of switching and the end office serving the end user) for all Switched Access Feature Group or Basic Serving Arrangement types. When both terminations are provided by the Telephone Company, the Tandem-Switched Transport - Termination rate applies twice, including those situations when the terminations are co-located.

4. SWITCHED ACCESS

4.5 Rate and Charge Regulations (Cont'd)

4.5.2 Rate Regulations (Cont'd)

(K) Description and Application of Rates (Cont'd)

(2) Switched Transport (Cont'd)

(b) (Cont'd)

The Tandem-Switched Transport - Termination rate applies to switched access minutes of use that originate/terminate at a MTSO directly interconnected to a Telephone Company access tandem or end office.

Where the Tandem-Switched Transport - Facility is provided by more than one telephone company, the Tandem-Switched Transport - Termination rate applies for the termination (i.e., the first point of switching or the end office serving the end user) at the Telephone Company end of the Switched Transport as in 2.7. The Tandem-Switched Transport - Termination rate will not apply when the Telephone Company is the intermediate provider of the Tandem-Switched Transport - Facility.

- (c) For FGA or BSA-A, the Entrance Facility charge shall apply between the CDL and the serving wire center of the CDL. If the serving wire center is not the dial tone office, Direct-Trunked Transport shall apply between the serving wire center and the dial tone office. Tandem-Switched Transport (Facility and Termination) rates, excluding the Tandem Switching charge, shall apply between the dial tone office and the end office for FGA or BSA-A traffic that originates and/or terminates within the FGA or BSA-A Access Area.

- (d) The Direct-Trunked Transport rate is applied on a monthly airline mile and termination basis, except that Direct-Trunked Voiceband Transport is applied on a monthly airline mile basis only.

To determine the Direct-Trunked Transport airline mileage, the distance will be measured from the wire center that normally serves the CDL to the access tandem, end office, WSO (for WATS and WATS-type), or the end office that serves as the host for a remote office. The V&H coordinate method is used to determine the actual mileage as set forth in NECA Inc.'s Tariff FCC No. 4. If the calculated miles include a fraction, the value is rounded up to the next full mile.

4. SWITCHED ACCESS

4.5 Rate and Charge Regulations (Cont'd)

4.5.2 Rate Regulations (Cont'd)

(K) Description and Application of Rates (Cont'd)

(2) Switched Transport (Cont'd)

- (d) For traffic originating from or terminating to a remote office, the mileage will be calculated separately from the end office switch that serves as the host to the remote using the V&H coordinates method. The Direct-Trunked Transport Rate applies from the customer's serving wire center to the end office that serves as the host office. Traffic originating from and/or terminating to the remote will be billed Tandem-Switched Transport charges based on mileage between the host and remote office. The Tandem Switching Charge is not applicable for Tandem-Switched Transport between the end office that serves as the host to the remote office.

When Telephone Company Hubs are involved, mileage is computed and rates applied separately for each section of the Direct-Trunked Transport, i.e., customer serving wire center to Hub, Hub to Hub, Hub to Tandem or Hub to end office.

Where Direct-Trunked Transport includes termination rates, i.e., High Capacity DS1 and DS3 transport, one Termination rate applies for the termination of each end of the interoffice facility.

- (e) The Entrance Facility rate is flat-rated charge assessed per Voiceband, DS1 or DS3 termination at the CDL. This charge will apply even if the CDL and the serving wire center are co-located in a Telephone Company building.

For DS1 Entrance Facilities, a "First System" charge is assessed per Entrance Facility for the first DS1 ordered. When the same customer requests additional DS1 service on the same ASR to be installed at the same time between the same CDL and serving wire center, the "Additional System" charge will apply.

- (f) The Tandem Switching rate is usage-sensitive and is applied per access minute to all feature groups for Tandem-Switched Transport with two exceptions. The Tandem-Switching Rate is not applicable for Tandem-Switched Transport between a host office and a remote office, nor is it applicable for FGA or BSA-A.

4. SWITCHED ACCESS

4.5 Rate and Charge Regulations (Cont'd)

4.5.2 Rate Regulations (Cont'd)

(K) Description and Application of Rates (Cont'd)

(2) Switched Transport (Cont'd)

- (g) When the Alternate Traffic Routing optional arrangement is provided in conjunction with Feature Groups B and D or BSA-B and BSA-D, and the end office or access tandem switch is unable to determine the specific trunk group carrying alternate routed traffic to multiple CDLs, switched transport access minutes will be apportioned among the number of trunk groups utilized to provide this optional arrangement. Such apportionment will occur through the application of Percent Traffic Routed (PTR) values provided by the customer on the ASR. The PTR value for each trunk group, the percentage of total traffic to be attributed to each trunk group, will be determined by dividing the BHMC for each trunk group by the total BHMC for all trunk groups carrying alternate routed traffic. The resulting percentage, or PTR value, for each trunk group will be multiplied times the total alternate routed traffic quantity to apportion usage to the individual trunk group. This apportionment will serve as the basis for the switched transport mileage calculation for alternate routed originating traffic as described herein.

When Feature Group B or D, or BSA-B or BSA-D Switched Access service is terminated from multiple CDLs through an access tandem or is terminated from multiple CDLs directly to an end office and the end office or access tandem switch is unable to determine the specific trunk group carrying such terminating traffic, switched transport access minutes will be apportioned among the number of trunk groups carrying such terminating traffic. Such apportionment will occur through the application of PTR values provided by the customer on the ASR. The PTR value for each trunk group will be determined by dividing the BHMC for each trunk group by the total BHMC for all trunk groups carrying such terminating traffic. The resulting PTR value for each trunk group will be multiplied times the total terminating traffic quantity to apportion usage to the individual trunk group. This apportionment will serve as the basis for the switched transport mileage calculation for traffic terminating from multiple CDLs as described herein.

The PTR values as described herein must be included on any ASR establishing or changing any Switched Access service arrangement requiring the use of PTRs. The notation of such PTR values on ASRs must indicate whether the PTR will be used to apportion alternate routed originating traffic to multiple CDLs or to apportion traffic terminating from multiple CDLs. The Telephone Company may conduct verification audits, not to exceed one each year, for each customer, and for each location. Such audits may be conducted by independent auditors if the Telephone Company and the customer, or the customer alone, is willing to pay the expense.

4. SWITCHED ACCESS

4.5 Rate and Charge Regulations (Cont'd)

4.5.2 Rate Regulations (Cont'd)

(K) Description and Application of Rates (Cont'd)

(3) Dedicated Trunk Port Charge

The Dedicated Trunk Port charge shall apply for termination of a dedicated trunk at the access tandem or an end office. It is flat-rated and is assessed per voice grade or DS1 channel terminating at an end office or access tandem.

(4) Shared End Office Trunk Port Charge

The Shared End Office Trunk Port provides for the termination of a Tandem-Switched Trunk at an end office. The Shared End Office Trunk Port is usage rated and shall be assessed to all access minutes which utilize Tandem-Switched Transport. This includes minutes of use associated with FGA service when traffic is terminated in an end office that is not the dial tone office and on minutes of use provided at a remote office. Access minutes for all Switched Access Service subject to the Shared End Office Trunk Port will be multiplied by the applicable originating or terminating per minute rate set forth in FCC 14, Section 4.

(T)

The Shared End Office Trunk Port charge will not apply to access minutes that originate or terminate at the end office part of a Class 4/5 switch.

The Shared End Office Trunk Port charge does not apply to switched access minutes of use that originate or terminate at MTSOs directly interconnected to a Telephone Company access tandem.

When the Tandem-Switched Transport is provided by more than one telephone company, the Shared End Office Trunk Port charge shall be billed by the Telephone Company in whose territory the end office is located.

(5) Transitional Intrastate Access Charge

A Transitional Per-Minute Charge will apply from July 1, 2012 through June 30, 2013 to all Transitional Intrastate Access Service end-office switching minutes, as defined in 47 C.F.R. 51.903(j). The charge will be calculated as set forth in 47 C.F.R. §51.907(b)(2)(v). The charge will be eliminated July 1, 2013.

The Composite Terminating End Office Charge (CTEOC) will apply to all terminating access minutes of use.

4. SWITCHED ACCESS

4.5 Rate and Charge Regulations (Cont'd)

4.5.2 Rate Regulations (Cont'd)

(K) Description and Application of Rates (Cont'd)

(6) End Office Switching

End Office Switching is available on a bundled or unbundled basis. End Office Switching - Bundled (EOSB) rates apply to Switched Access services provided as Feature Groups. End Office Switching - Unbundled (EOSU) rates apply to Switched Access services provided as Basic Serving Arrangements.

When equal access becomes available, premium rates for end office switching 1 (EOS1) and end office switching 2 (EOS2) will apply as follows:

- (a) FGA and BSA-A customers will pay the EOS1 rate for all FGA or BSA-A access minutes originating from or terminating at that end office except as set forth in (f).
- (b) FGB and BSA-B customers with no FGD or BSA-D service provided at the same end office will pay the EOS1 rate for all FGB or BSA-B access minutes originating from or terminating at that end office except as set forth in (f).
- (c) Customers who provide MTS-type or WATS-type service, subscribing to FGB, FGD, BSA-B and BSA-D service provided at the same end office, will pay the EOS1 rate for FGB or BSA-B access minutes originating from that end office and the EOS2 rate for FGB or BSA-B access minutes terminating at that end office. Customers who provide MTS and WATS, subscribing to FGB, FGD, BSA-B and BSA-D service provided at the same end office, will pay EOS2 rates for all FGB or BSA-B access minutes originating from or terminating at that end office.
- (d) FGD and BSA-D customers will pay the EOS2 rate for all FGD or BSA-D access minutes originating from or terminating at that end office.
- (e) When FGA, FGB, BSA-A or BSA-B is used for terminating WATS or WATS-type services, the customer will pay the EOS2 rate for all terminating access minutes.

4. SWITCHED ACCESS

4.5 Rate and Charge Regulations (Cont'd)

4.5.2 Rate Regulations (Cont'd)

(K) Description and Application of Rates (Cont'd)

(7) Transitional Billing Arrangements

Transitional billing arrangements apply when FGA, FGB, BSA-A or BSA-B Switched Access Service is provided to a first point of switching (i.e., dial tone office for FGA, BSA-A and an access tandem for FGB and BSA-B) which has usage originating from and/or terminating at both end offices that have been converted to equal access and end offices that have not been converted. Transitional billing will occur in the following manner:

- (a) Premium and nonpremium rates for Switched Access Service (including the Carrier Common Line Charge) will apply.
- (b) The number of access minutes to be rated as premium or nonpremium access minutes is determined as follows:
 - (i) Where measurement capability exists, and end office specific usage data is available, premium rates will apply.
 - (ii) Where measurement capability does not exist and/or end office specific usage data is not available, originating and/or terminating usage will be apportioned between premium and nonpremium as follows. The usage to be apportioned will be the recorded usage or the assumed usage. Such apportionment will be based on a ratio of the number of subscriber lines in the Access Area of the end office containing the customer's first point of switching to the total number of subscriber lines in that Access Area. The ratio thus developed is applied to the total measured or assumed originating FGA and BSA-B usage, terminating FGA and BSA-A usage, originating FGB and BSA-B usage or terminating FGB and BSA-B usage, as applicable, to apportion usage among all end offices in the Access Area in order to determine the apportioned usage that is to be billed as premium or nonpremium. The ratios used to apportion FGA, FGB, BSA-A and BSA-B minutes will be updated on a quarterly basis dependent upon the availability of line data from other telephone companies. The ratios to be used for the succeeding quarter will be provided to the customer with the last bill rendered in the quarter or mailed separately within five working days after the first day of the new quarter (i.e., January, April, July and October). For purposes of administering this provision:

4. SWITCHED ACCESS**4.5 Rate and Charge Regulations (Cont'd)****4.5.2 Rate Regulations (Cont'd)****(K) Description and Application of Rates (Cont'd)****(7) Transitional Billing Arrangements (Cont'd)**

- (b) The number of access minutes to be rated as premium or nonpremium access minutes is determined as follows: (Cont'd)

(1) subscriber lines are defined as exchange service lines, Centrex lines and Centrex-type lines provided by the Telephone Company under its General and/or Local Price Guide and (2) the Access Area is defined as the LATA of the end office switch from which the FGA or BSA-A is provided for originating and terminating FGA and BSA-A, and for all end offices subtending a customer selected access tandem for originating and terminating FGB and BSA-B.

- (iii) Where FGD or BSA-D Switched Access Service is subscribed to by a customer in an end office(s) where FGA, FGB, BSA-A or BSA-B access minutes have been allocated in accordance with (ii) preceding, such access minutes will be adjusted in the following manner.

- For each FGD or BSA-D access minute originating from or terminating at that end office, the originating or terminating FGA, FGB, BSA-A or BSA-B premium access minutes allocated, as set forth in (ii) preceding, will be reduced to nonpremium on a one for one basis, but in no event shall the reduction exceed the total number of FGA, FGB, BSA-A or BSA-B access minutes originating from or terminating at that end office.
- When FGA, FGB, BSA-A or BSA-B originating or terminating minutes are greater than the FGD or BSA-D originating or terminating minutes, the difference (the greater amount) is identified as premium FGA, FGB, BSA-A or BSA-B minutes in the equal access end office, the residual amount (i.e., the remaining minutes) in that end office is considered as nonpremium usage and billed at nonpremium rates.
- FGA, FGB, BSA-A or BSA-B minutes apportioned to end offices converted to equal access, but FGD or BSA-D is not subscribed to by the customer, will be considered as premium minutes for billing.

4. SWITCHED ACCESS**4.5 Rate and Charge Regulations (Cont'd)****4.5.2 Rate Regulations (Cont'd)****(K) Description and Application of Rates (Cont'd)****(7) Transitional Billing Arrangements (Cont'd)**

- (c) Once the allocation for transitional billing, as set forth in (ii) and (iii) preceding is completed, all Switched Access rate elements will be billed based on this allocation.

Switched Transport Facility mileage for the access minutes apportioned will be calculated on an airline basis, using the V&H coordinates method, between each end office to which minutes have been apportioned and the serving wire center for the CDL.

Specific details and methodology used to apportion FGA, FGB, BSA-A or BSA-B minutes as described in the preceding paragraphs will be provided to the customer upon request within 15 days of the receipt of such request.

(8) NXX Translation Nonrecurring Charge

The NXX Translation Nonrecurring Charge, as set forth in 4.6.1(C), shall apply to each 500 NXX code activated or deactivated in a Telephone Company switch capable of performing the customer identification function for 500 SAC Access Service. The total nonrecurring charge per customer order shall be determined by multiplying the number of switches in which the Telephone Company must activate or deactivate the NXX code within the serving area specified by the customer's order times the appropriate nonrecurring charge. Separate nonrecurring charges apply to the activation or deactivation of the first NXX code contained on the customer's ASR and to the activation or deactivation of each additional NXX code contained on the same ASR. In addition, the Switched Access Ordering Charge will apply per ASR submitted for the activation or deactivation of NXX codes.

4. SWITCHED ACCESS

4.5 Rate and Charge Regulations (Cont'd)

4.5.2 Rate Regulations (Cont'd)

(L) Measuring Access Minutes

Customer traffic to end offices will be measured by the Telephone Company at the end office switches or access tandem switches. Originating and terminating calls will be measured by the Telephone Company to determine the basis for computing chargeable access minutes. For terminating calls over usage rated FGA, FGB, FGC, BSA-A, BSA-B, BSA-C (to Directory Assistance Services) and FGD and BSA-D, the measured access minutes are the chargeable access minutes. For Originating calls over usage rated FGA, FGB, BSA-A and BSA-B the measured access minutes are the chargeable access minutes.

For originating calls over FGC or BSA-C, chargeable access minutes are derived from measured access minutes through the use of a Telephone Company factor.

FGA or BSA-A access minutes, or fractions thereof, are accumulated over the billing period for each line or hunt group and are then rounded up to the nearest access minute for each line or hunt group. FGB, FGC, FGD, BSA-B, BSA-C and BSA-D access minutes or fractions thereof, are accumulated over the billing period for each office, and are then rounded up to the nearest access minute for each end office. The exact value of the fraction is a function of the switch technology where the measurement is made.

(1) FGA and BSA-A Usage Measurement

For originating calls over FGA or BSA-A, usage measurement begins when the FGA or BSA-A first point of switching receives an off-hook supervisory signal forwarded from the CDL. Where FGA or BSA-A is used for MTS/WATS-type services, this off-hook signal is generally provided by the customer's equipment. Where FGA or BSA-A is used for FCO/ONAL type services, the off-hook signal is generally forwarded by the customer's equipment when the called party answers.

The measurement of originating call usage over FGA or BSA-A ends when the originating FGA or BSA-A first point of switching receives an on-hook supervisory signal from either the end office switch, indicating the originating end user has disconnected, or the CDL, whichever is recognized first by the first point of switching. For terminating calls over FGA or BSA-A, usage measurement begins when the terminating FGA or BSA-A first point of switching receives an off-hook supervisory signal from the end office switch, indicating the terminating end user has answered. The measurement of terminating call usage over FGA or BSA-A ends when the terminating FGA or BSA-A first point of switching receives an on-hook supervisory signal from either the end office switch, indicating the terminating end user has disconnected, or the CDL, whichever is recognized first by the first point of switching.

4. SWITCHED ACCESS

4.5 Rate and Charge Regulations (Cont'd)

4.5.2 Rate Regulations (Cont'd)

(L) Measuring Access Minutes (Cont'd)

(2) FGB and BSA-B Usage Measurements

For originating calls over FGB or BSA-B, usage measurement begins when the originating FGB or BSA-B first point of switching receives the first acknowledgment from the CDL, indicating the customer's equipment has answered.

The measurement of originating call usage over FGB or BSA-B ends when the originating FGB or BSA-B first point of switching receives disconnect supervision from either the end office switch, indicating the originating end user has disconnected, or the CDL, whichever is recognized first by the first point of switching.

The measurement of originating call usage over FGB or BSA-B ends when the originating FGB or BSA-B first point of switching receives disconnect supervision from either the end office switch, indicating the originating end user has disconnected, or the CDL, whichever is recognized first by the first point of switching.

For terminating calls over FGB or BSA-B, usage measurement begins when the FGB or BSA-B first point of switching receives answer supervision from the end office switch, indicating the terminating end user has answered.

The measurement of terminating call usage over FGB or BSA-B ends when the FGB or BSA-B first point of switching receives disconnect supervision from either the end office switch, indicating the terminating end user has disconnected, or the CDL, whichever is recognized first by the first point of switching.

(3) FGC and BSA-C Usage Measurement

For originating calls over FGC or BSA-C, usage measurement begins when the originating FGC or BSA-C first point of switching receives answer supervision from the CDL, indicating the called party has answered. However, for billing purposes usage begins at the time that the originating end user's call is delivered by the Telephone Company and acknowledged as received by the customer's facilities connected with the originating central office.

4. SWITCHED ACCESS

4.5 Rate and Charge Regulations (Cont'd)

4.5.2 Rate Regulations (Cont'd)

(L) Measuring Access Minutes (Cont'd)

(3) FGC and BSA-C Usage Measurement (Cont'd)

For originating calls over FGC or BSA-C, measured access minutes are converted into chargeable access minutes using the following equation and factor:

Originating Minutes = Conversation minutes + (factor x quantity of completed calls).

Factor = non-conversation minutes per completed call + [(non-conversation minutes per in completed call) x (1 - completion ratio divided by completion ratio)]

The measurement of originating call usage over FGC or BSA-C ends when the originating FGC or BSA-C first point of switching receives disconnect supervision from either the end office, indicating the originating end user has disconnected, or the CDL, whichever is recognized first by the first point of switching.

For terminating calls over FGC or BSA-C to services other than 800, 900 or Directory Assistance, terminating FGC or BSA-C usage is not directly measured at the first point of switching, but is derived from originating usage, excluding usage from calls to Directory Assistance Services.

Terminating call usage over FGC or BSA-C, other than 800, 900 or Directory Assistance, is determined from originating usage as follows:

Terminating Minutes = Originating conversation minutes x In/Out ratio.

In/Out Ratio = Relationship between originating (i.e. Out) and terminating (i.e. In) conversation minutes

For terminating calls over FGC or BSA-C to 800 or Directory Assistance Service, usage measurement begins when the terminating FGC or BSA-C first point of switching receives answer supervision from the end office switch, indicating the terminating 800 Service end user has answered, or from the directory Assistance Service location, indicating the Directory Assistance operator has answered.

The measurement of terminating call usage over FGC or BSA-C to 800 Directory Assistance Services ends when the terminating FGC or BSA-C first point of switching receives an on-hook supervisory signal from the end office switch, indicating the terminating 800 Service end user has disconnected, or from the Directory Assistance location, indicating the Directory Assistance operator has disconnected, or from the customer's CDL, whichever occurs first.

4. SWITCHED ACCESS

4.5 Rate and Charge Regulations (Cont'd)

4.5.2 Rate Regulations (Cont'd)

(L) Measuring Access Minutes (Cont'd)

(4) FGD and BSA-D Usage Measurement

For originating calls over FGD or BSA-D with multifrequency (MF) signaling, usage measurement begins when the FGD or BSA-D first point of switching receives the first wink supervisory signal forwarded from the CDL.

For originating calls over FGD or BSA-D with SS7 Out of Band Signaling, usage measurement for direct trunks begins when the FGD or BSA-D first point of switching sends an Initial Address Message. Usage measurement for tandem trunks begins when the FGD or BSA-D first point of switching receives an Exit Message.

The measurement of originating call usage over FGD or BSA-D with MF signaling ends when the originating FGD or BSA-D first point of switching receives disconnect supervision from either the end office switch, indicating the originating end user has disconnected, or the CDL, whichever is recognized first by the entry switch.

The measurement of originating call usage over FGD or BSA-D with SS7 Out of Band Signaling ends when a Release Message is sent or received by the originating end user's end office, whichever occurs first.

For terminating calls over FGD or BSA-D with MF signaling or FGD or BSA-D with SS7 Out of Band Signaling, usage measurement begins when the terminating FGD or BSA-D first point of switching receives answer supervision from the end office switch, indicating the terminating end user has answered.

The measurement of terminating call usage over FGD or BSA-D ends when the FGD or BSA-D first point of switching receives disconnect supervision from either the end office switch, indicating the terminating end user has disconnected, or the CDL, whichever is recognized first by the first point of switching.

The measurement of terminating call usage over FGD or BSA-D with SS7 Out of Band Signaling ends when the FGD or BSA-D first point of switching receives or sends a Release Message, whichever occurs first.

4. SWITCHED ACCESS

4.5 Rate and Charge Regulations (Cont'd)

4.5.2 Rate Regulations (Cont'd)

(M) FGD and BSA-D Switched Access Service With 950-XXXX

When a customer orders FGD or BSA-D Switched Access Service with 950-XXXX Access, as described in 4.2.5(T), to be included with the installation of new FGD or BSA-D switched access facilities, appropriate Switched Access Installation Charges and Switched Access Ordering Charges will apply for the installation of the new FGD or BSA-D switched access facilities.

When a customer orders FGD or BSA-D Switched Access Service with 950-XXXX Access to be added to an existing FGD or BSA-D switched access service, only the Switched Access Ordering Charge and the Design Change Charge will apply for the addition of this optional end office service arrangement.

4.5.3 Switched Access Cross Connect

The Switched Access Cross Connect charge provides the communications path between Telephone Company provided Switched Access Services and a customer's transmission equipment and facilities where the customer is provided EIS as defined in Section 14. The DS0 cross connect arrangement may connect directly to a Telephone Company provided Switched Access Voiceband Direct Trunked Transport. The DS1 Cross Connect arrangement may connect directly to Telephone Company provided Switched Access Services at a DS1 interface, to DS1 Direct Trunked Transport, or to a Telephone Company provided DS1 multiplexing arrangement. The DS3 Cross Connect arrangement may connect directly to DS3 Direct Trunked Transport or a Telephone Company provided DS3 to DS1 multiplexing arrangement. When a DS3 Direct Trunked Transport or Cross Connect arrangement is requested for connection to Switched Access Transport or Cross Connect arrangement is requested for connection to Switched Access Services, a DS3/DS1 multiplexing arrangement is required. The Cross Connect charge applies per DS1 or DS3 connection. Rates for DS0, DS1 and DS3 Cross Connect arrangements are listed in 4.6.9.

4.5.4 Application of Rates for FGA or BSA-A Extension Service

FGA or BSA-A are available with extensions (i.e., additional terminations of the service at different buildings in the same LATA). FGA or BSA-A extensions are provided and charged for as Special Access. The rate elements which apply are Special Transport (from the extension bridging point to the wire center serving the CDL) and Special Access Lines.

4. SWITCHED ACCESS

4.5 Rate and Charge Regulations (Cont'd)

4.5.5 Basic Service Elements (BSEs)

Recurring rates and charges for Basic Service Elements (BSEs) are applied on a premium or nonpremium basis. The Switched Access Ordering Charge will not apply when a customer orders BSEs in conjunction with the establishment of a Basic Serving Arrangement (BSA) or the conversion of a feature group to a BSA. The Switched Access Ordering Charge will apply to changes or additions of BSEs associated with an established BSA. The application of monthly recurring charges or usage rates to BSEs are as follows.

(A) Alternate Traffic Routing - BSE

Premium and nonpremium nonrecurring charges apply per trunk group equipped.

(B) Automatic Number Identification (ANI) - (BSE)

Rates apply per ANI attempt.

(C) User Transfer - BSE

Monthly recurring charges apply per line arranged.

(D) Hunt Group Arrangement - BSE

Rates are as shown in the Telephone Company's local exchange Price Guide.

(E) Queuing - BSE

Premium and nonpremium monthly recurring charges apply per group equipped.

(F) Uniform Call Distribution - BSE

Premium and nonpremium monthly recurring charges apply per line equipped.

(G) Simplified Message Desk Interface (SMDI) - BSE

Premium and nonpremium monthly recurring charges apply per DNAL.

(H) Remote Call Forwarding - BSE

Rates are as shown in the Telephone Company's local exchange Price Guide.

(I) Direct Inward Dialing (DID) - BSE

Rates are as shown in the Telephone Company's local exchange Price Guide.

(J) Billed Number Screening (BNS) - BSE

Rates are as shown in the Telephone Company's local exchange Price Guide.

4. SWITCHED ACCESS**4.6 Rates and Charges****4.6.1 Switched Access Arrangements****(A) Switched Access Ordering Charge**Nonrecurring
Charge

\$100.00

(B) 500 NXX Translation ChargeFirst NXX
Per ASR/Per End Office

\$22.00

Each Additional NXX
Per ASR/Per End Office

\$11.00

Nonrecurring
ChargeRate Per
Month**(C) Network Blocking Charge:**Applies to FGC, FGD,
BSA-C and BSA-D, per Call

--

\$.036

Order does not apply to (B) Switched Access Ordering Charge above.

4. SWITCHED ACCESS**4.6 Rates and Charges (Cont'd)****4.6.2 Switched Transport Arrangements (1)**

		Per Access Minutes of Use
(A) <u>Tandem Switched Transport - Facility - Non 800</u>		
Per Access Minute/Mile - Originating		\$.000002
Per Access Minute/Mile – Terminating 3 rd Party		\$.000002
Per Access Minute/Mile – Terminating End Office		\$.000000
(B) <u>Tandem Switched Transport - Termination - Non 800</u>		
Per Access Minute, Per Termination – Originating		\$.000000
Per Access Minute, Per Termination – Terminating 3 rd Party		\$.000000
Per Access Minute, Per Termination – Terminating End Office		\$.000000
(C) <u>Tandem Switching - Non 800</u>		
Per Access Minute - Originating		\$.0015740
Per Access Minute - Terminating 3 rd Party		\$.0015740
Per Access Minute - Terminating End Office		\$.0000000
(D) <u>Joint Tandem Switched Transport Access Service - 800</u>		
Per Access Minute - Originating		\$0.0000000
(E) <u>Tandem Dedicated Trunk Port VG</u>		For rates see FCC 14, Section 4 (T)
(F) <u>Tandem Dedicated Trunk Port DS1</u>		For rates see FCC 14, Section 4 (T)
		Installation Charge Monthly Rate
(G) <u>Direct-Trunked Transport Facility - Voiceband</u>		
Per Airline Mile	--	\$4.69
(H) <u>Direct-Trunked Transport Facility - DS1</u>		
Per Airline Mile		
Zone 1	--	\$10.28
Zone 2	--	\$12.30
Zone 3	--	\$13.10
Price Band A	--	\$11.31
Price Band B	--	\$13.53
Price Band C	--	\$14.41
Termination, per month		
Zone 1	--	\$30.84
Zone 2	--	\$36.90
Zone 3	--	\$39.25

4. SWITCHED ACCESS**4.6 Rates and Charges (Cont'd)****4.6.2 Switched Transport Arrangements (1) (Cont'd)**

	<u>Installation Charge</u>	<u>Monthly Rate</u>
(H) <u>Direct-Trunked Transport Facility - DS1 (Cont'd)</u>		
Termination, per month (Cont'd)		
Price Band A	--	\$33.92
Price Band B	--	\$40.59
Price Band C	--	\$43.18
(I) <u>Direct-Trunked Transport - Facility - DS3</u>		
Per Airline Mile		
Zone 1	--	\$28.20
Zone 2	--	\$41.20
Zone 3	--	\$47.25
Price Band A	--	\$31.20
Price Band B	--	\$45.32
Price Band C	--	\$51.98
Termination, per month		
Zone 1	--	\$261.53
Zone 2	--	\$408.05
Zone 3	--	\$450.00
Price Band A	--	\$287.68
Price Band B	--	\$448.86
Price Band C	--	\$495.00
(J) <u>Entrance Facility - 2-wire and 4-wire</u>		
Per Entrance Facility	\$200.00	--
2-Wire Voiceband	--	\$26.05
4-Wire Voiceband	--	\$41.17
(K) <u>Entrance Facility - DSI</u>		
Zone 1	\$450.00	\$240.00
Zone 2	\$450.00	\$245.00
Zone 3	\$450.00	\$250.00
Price Bands A	\$450.00	\$264.00
Price Bands B	\$450.00	\$269.50
Price Bands C	\$450.00	\$275.00

4. SWITCHED ACCESS**4.6 Rates and Charges (Cont'd)****4.6.2 Switched Transport Arrangements**

	<u>Installation Charge</u>	<u>Monthly Rate</u>
(L) <u>Entrance Facility - DS3 Electrical</u>		
Zone 1	\$1,000.00	\$1,089.98
Zone 2	\$1,000.00	\$1,089.98
Zone 3	\$1,000.00	\$1,089.98
Price Bands A, B and C	\$1,089.98	\$1,000.00
(M) <u>Entrance Facility - DS3 Optical</u>		
Zone 1	\$750.00	\$980.98
Zone 2	\$750.00	\$980.98
Zone 3	\$750.00	\$980.98
Price Bands A, B and C	\$750.00	\$980.98
(N) <u>Multiplexing</u>		
DS1 to Voice		
Zone 1	\$800.00	\$175.00
Zone 2	\$800.00	\$200.00
Zone 3	\$800.00	\$210.00
Price Band A	\$800.00	\$188.20
Price Band B	\$800.00	\$220.00
Price Band C	\$800.00	\$236.30
DS3 to DS1		
Zone 1	\$450.00	\$277.13
Zone 2	\$450.00	\$419.15
Zone 3	\$450.00	\$468.25
Price Band A	\$450.00	\$357.60
Price Band B	\$450.00	\$461.10
Price Band C	\$450.00	\$526.80

4. SWITCHED ACCESS**4.6 Rates and Charges (Cont'd)****4.6.3 End Office Services****(A) Standard Arrangements**

The rates for End Office Switching are based on originating and terminating Access Minutes.

	Originating Per Access Minute	Terminating Per Access Minute	
<u>End Office Switching - Bundled (EOSB)</u>			
EOS1 - Non 800	\$.0067806	\$.000000	
EOS2 - Non 800	\$.0067806	\$.000000	
EOS1 - 800	For rates see FCC 14, Section 4		(T)
EOS2 - 800	For rates see FCC 14, Section 4		(T)
<u>End Office Switching - Unbundled (EOSU) - Circuit Switched Line</u>			
EOS1 - Non 800	\$.0067806	\$.000000	
EOS2 - Non 800	\$.0067806	\$.000000	
EOS1 - 800	For rates see FCC 14, Section 4		(T)
EOS2 - 800	For rates see FCC 14, Section 4		(T)
<u>End Office Switching - Unbundled (EOSU) - Circuit Switched Trunk</u>			
EOS1 - Non 800	\$.0067806	\$.000000	
EOS2 - Non 800	\$.0067806	\$.000000	
EOS1 - 800	For rates see FCC 14, Section 4		(T)
EOS2 - 800	For rates see FCC 14, Section 4		(T)
<u>Shared End Office Trunk Port Per MOU</u>	For rates see FCC 14 Section 4		(T)
<u>Composite Terminating End Office Charge</u>	<u>Rates Per Access Minute</u>		
– per terminating minutes of use	\$0.001944		

4. SWITCHED ACCESS**4.6 Rates and Charges (Cont'd)****4.6.3 End Office Services (Cont'd)****(A) Standard Arrangements (Cont'd)**

<u>Dedicated Trunk Port – VG</u>	For rates see FCC 14 Section 4	(T)
----------------------------------	-----------------------------------	-----

<u>Dedicated Trunk Port – DS1</u>	For rates see FCC 14, Section 4	(T)
-----------------------------------	------------------------------------	-----

Basic 800 Data Base <u>Query Charge</u>	Premium 800 Data Base <u>Query Charge</u>	
<u>Rate Per Query</u> For rates see FCC 14, Section 4	<u>Rate Per Query</u> For rates see FCC 14, Section 4	(T)

4.6.4 CCS7 Access Service - Dedicated Switched Access

	<u>Dedicated Switched Access Transport</u> (Per Airline Mile)	<u>Dedicated Switched Access Line</u>
	<u>Monthly Rate</u>	Nonrecurring <u>Charge</u> <u>Monthly Rate</u>
\$76.02 56 Kbps Digital Facilities	\$2.25	\$100.00
297.71 High Capacity Digital (DS1) (1.544 Mbps) Facilities	\$20.12	\$1,500.00

4.6.5 CCS7 Access Service - STP Port Termination

<u>Monthly Rate</u>	Nonrecurring <u>Charge</u>
\$537.00	\$57.00

4.6.6 CCS7 Access Service - SS7 Transport Primary STP to Local STP

<u>Monthly Rate</u>
\$400.00

4.6.7 Switched Access Cross Connect

<u>Monthly Rate</u>	DSO <u>Monthly Rate</u>	DS1 DS3 <u>Monthly Rate</u>
\$.89	\$3.17	\$31.16

4. SWITCHED ACCESS4.6 Rates and Charges (Cont'd)4.6.8 Basic Service Elements(A) Alternate Traffic Routing - BSE

Nonpremium Nonrecurring
Charge Per Trunk
Group Equipped

\$37.70

Premium Nonrecurring
Charge Per Trunk
Group Equipped

\$83.78

(B) Automatic Number Identification (ANI) - BSE

Rate
Per ANI Attempt

\$0.00016

(C) User Transfer - BSE

Monthly Rates
Per Line Arranged

\$1.50

(D) Queuing - BSE

Nonpremium Monthly Rates
Per Group Equipped

\$6.75

Premium Monthly Rates
Per Group Equipped

\$15.00

(E) Uniform Call Distribution - BSE

Nonpremium Monthly Rates
Per Line Equipped

\$2.68

Premium Monthly Rates
Per Line Equipped

\$5.96

(F) Simplified Message Desk Interface (SMDI) - BSE

Nonpremium
Monthly Recurring Rate
Per DNAL

\$116.60

Premium
Monthly Recurring Rate
Per DNAL

\$259.11

4. SWITCHED ACCESS4.6 Rates and Charges (Cont'd)4.6.9 Carrier Identification Parameter

Nonrecurring Charge
Per CIC, Per Trunk Group

\$1,120.00

Monthly Recurring Rate
Per Trunk

\$.46

Nonrecurring Charge
Per CIC, Direct Trunk Group Charge ⁽¹⁾

\$80.00

⁽¹⁾ Rate is applied for trunk groups that are routed directly to an end office rather than through a tandem

5. SPECIAL ACCESS**5.1 General**

Special Access provides a transmission path to connect CDLs within a LATA for Intrastate Telecommunications. Special Access provided to a customer may be connected directly to customer facilities through Telephone Company Hub Wire Centers where bridging or multiplexing functions are performed, and/or may be connected to access facilities of another telephone company or companies in the joint provision of Special Access as well as may be connected to Switched Access as set forth in Section 4. Special Access Services may also be connected to a customer's transmission equipment and facilities using a DS1 or DS3 Cross Connect arrangement where the customer is provided Expanded Interconnection Service (EIS) as defined in Section 14.

The provision of Switched Access and Special Access in combination is normally for, but not limited to, the use of WATS or WATS-type Access. When Special Access is connected to Switched Access, the terms, conditions and rates for the facilities between the end user's CDL and the WATS Serving Office are as set forth in this section of the Price Guide; the terms, conditions and rates for the facilities between the WATS Serving Office and the IC's CDL, as well as the switching functionalities (e.g., end user access codes, screening) are as set forth in Section 4 of this Price Guide.

Special Access can be provided in either analog or digital format. Analog formats are differentiated by spectrum and bandwidth. Digital formats are differentiated by bit rate. The specific types of Special Access (e.g., voiceband, digital data) provided are described following.

5.1.1 Rate Elements

With the exception of Temporary Videoband Service, there are six basic rate elements which apply to Special Access Service:

Special Transport
Special Transport Termination
Special Access Line
Special Access Cross Connect
Supplemental Features
Multiplexing Arrangements

The following is a list of GTOC's Open Network Architecture (ONA) Special Access Basic Service Elements (BSEs) which provide a cross-reference to the generic ONA product names.

<u>Generic Name</u>	<u>GTOC Name</u>
Access to Clear Channel Transmission	Clear Channel Capability
Automatic Protection Switching	Automatic Protection Switching
Bridging	Bridging
Conditioning	Conditioning
Data Over Voice (DOV) Service	DOV Connect
Secondary Channel Capability	Digital Data Service - Secondary Channel
Multiplexing - Digital 2000	Multiplexing Arrangements

* Telephone Company Centrex CO-like switches are considered to be CDLs for the purposes of this Price Guide.

5. SPECIAL ACCESS

5.1 General (Cont'd)

5.1.1 Rate Elements (Cont'd)

(A) Special Transport

- (1) The Special Transport rate element provides for the transmission facilities between the serving wire centers associated with two CDLs, between a serving wire center associated with an end user's CDL and a WATS Serving Office, between a serving wire center associated with a CDL and a Telephone Company Hub Wire Center or between two Telephone Company Hub Wire Centers. Connection to Telephone Company provided DS1 or DS3 Special Transport within a serving wire center for customers with EIS will require a Special Access Cross Connect arrangement.

The Special Transport element is distance sensitive, except for MetroLAN, and varies with type of capability (i.e., analog or digital) and type of facility (e.g., Voiceband, Digital Data Service, etc.). Special Transport may be provided by more than one telephone company. The method of calculating applicable airline miles for rating purposes for Special Access preceding.

MetroLAN Transport provides non-distance sensitive transport of DS1 special access services utilizing fiber only facilities where the Telephone Company has designated fiber optic LANs. Fiber optic LANs are a combination of central offices linked via Synchronous Optical Network (SONET) Technology to form fiber optic rings and central offices linked to the SONET rings via fiber optic facilities. The rate element associated with MetroLAN is a monthly recurring charge.

- (2) Special Transport may be used in conjunction with Switched Access for the purpose of provisioning Originating Only, Terminating Only or Combined Originating/Terminating Access. Special Transport employed in this manner provides the FSA for the closed end of the services between the wire center serving the end user's CDL where WATS Serving Office functions are not available and the WATS Serving Office.

When the necessary WATS Serving Office functions are not provided at the wire center which serves the end user's CDL, the Telephone Company will designate the wire center where the WATS Serving Office functions are available.

5. SPECIAL ACCESS

5.1 General (Cont'd)

5.1.1 Rate Elements (Cont'd)

(B) Special Access Line (SAL)

- (1) A Special Access Line provides the transmission facilities to a Customer Designated Location (CDL) or the facilities between a CDL and the serving wire center. This rate element varies by type of capability (i.e., analog or digital) and type of facility (e.g., Voiceband, Digital Data Service, etc.).

When a Voiceband Special Access service is ordered to be terminated at a customer's designated Interexchange Carrier's all-digital CDL which requires a minimum digital interface level of 1.544 Mbps, the Telephone Company will provide the required interface and assess the customer a Voiceband SAL, for the facility between the all-digital CDL and its serving wire center. All other appropriate charges apply in addition to the Voiceband SAL.

SAL rates for DS3 offerings vary with the level of capacity, number of services and whether the interface provided is electrical or optical.

Installation of DS1/DS3 SALs is as set forth in this section. The applicable rates are the nonrecurring charge and monthly rate set forth per DS1/DS3 SAL installed. The DS1 Special Access Line provided under this Price Guide will not be billed when used with ISDN PRI that uses alternate higher capacity digital facilities for the loop transport. This includes, e.g., providing service under the Tariff FCC No. 14, Section 20 – Optical Networking when the optical node is at the same location, DS3s, or comparable local Price Guides and special assemblies. A DS1 Special Access Line provided to the serving wire center at which the customer obtains ISDN PRI Service will be transmitted with B8ZS Clear Channel Capability per Technical Reference Publication GR-342, Issue 1.

The selection of a Terminating Option, as defined in this section, is required for terminating the network portion of a Special Access Line at a CDL. Terminating Options provide a clearly delineated interface which facilitates the design, isolation, and testing of the Special Access. For DS3/DS3C Special Access, the customer may specify either an electrical or optical interface.

One Special Access Line charge applies per CDL at which the facility is terminated. This charge applies even if the facilities to the CDL do not transit a serving wire center; this charge also applies if the CDL and the serving wire center are co-located in a Telephone Company building. Connection to Telephone Company provided DS1 or DS3 SALs within a serving wire center for customers with EIS will require a Special Access Cross Connect arrangement. The Special Access Line charge used with a Switching Interface, as set forth below, is applicable only for the transmission facilities between the end user's CDL and the serving wire center of that location.

5. SPECIAL ACCESS

5.1 General (Cont'd)

5.1.1 Rate Elements (Cont'd)

(B) Special Access Line (SAL) (Cont'd)

- (2) A Special Access Line may be provided in conjunction with FGA, FGB, FGC, FGD, BSA-A, BSA-B, BSA-C and BSA-D Switched Access Service for the purpose of Originating Only, Terminating Only or Combined Originating and Terminating Access. A Switching Interface is required for the provision of this service. The Special Access Line provides the closed end of the dedicated facilities between an end user's CDL and its serving wire center. This serving wire center may or may not be a WATS Serving Office. In those instances when the serving wire center is not a WATS Serving Office Special Transport is applicable to the nearest Telephone Company WATS Serving Office.

The Switched Access used in conjunction with the Special Access Line provides various standard switching functionalities and optional arrangements.

All Special Access Lines used with a Switching Interface are:

- provided with dial pulse address signaling or Dual Tone Multifrequency (DTMF) address signaling and either loop start or ground start supervisory signaling. The type of signaling is the option of the customer.
- available as either a two-wire or four-wire Voiceband Special Access Service (i.e., 300-3000 Hz bandwidth). Each transmission path is provided at the option of the customer with transmission specifications as described in Section 7000 of the GTE Technical Interface Reference Manual.

All rules and regulations pertaining to Special Access are applicable to Special Access Lines used with a Switching Interface.

A customer may also order high-capacity facilities from an end user's CDL to a Telephone Company Hub for the purpose of originating or terminating Special Access Lines used with a Switching Interface. High capacity to voice multiplexing will be required at the Hub. The customer will be required to submit an ASR for the high-capacity facility and voice multiplexing. The customer will also be required to submit an ASR(s) for the individual Voiceband SALs specifying the channel facility assignment (CFA) for each service. This Hub may or may not be a WATS Serving Office. In those instances when the Hub is not a WATS Serving Office, Voiceband Special Transport is applicable for each individual Special Access Line used with a Switching Interface to the Telephone Company designated WATS Serving Office.

5. SPECIAL ACCESS

5.1 General (Cont'd)

5.1.1 Rate Elements (Cont'd)

(C) Special Access Cross Connect

The Special Access Cross Connect charge provides the communications path between Telephone Company provided 64 Kbps DDS (DS0), DS1 or DS3 Special Access Lines or Special Access Transport and a customer's transmission equipment and facilities where the customer is provided EIS as defined in Section 14. The Cross Connect arrangement may connect directly to Telephone Company provided 64 Kbps DDS (DS0), DS1 or DS3 services or to a Telephone Company provided 64 Kbps, DDS (DS0), DS1 or DS3 multiplexing arrangement. The Cross Connect charge applies per 64 Kbps DDS (DS0), DS1 or DS3 connection.

(D) Supplemental Features

Supplemental Features may be added to Special Access circuit to improve its quality or utility to meet specific communications requirements. These are not necessarily identifiable with specific facilities, but rather represent the end result in terms of performance characteristics which may be obtained. These characteristics may be obtained by using various combinations of facilities. Although the facilities necessary to perform a specified function may be installed at various locations along the path of the Special Access circuit, including the customer designated premises it will be provided for as a single rate element. Examples of supplemental features that are available include, but are not limited to, bridging and conditioning.

(E) Multiplexing Arrangements

Multiplexing provides for arrangements to convert a single higher capacity or bandwidth circuit for bulk transport to several lower capacity or bandwidth circuits. Multiplexing is only available at a Telephone Company designated Hub Wire Center arranged for multiplexing. All types of multiplexing may not be available at each Hub Wire Center.

(F) Special Transport Termination

DS1 and DS3 Service - The Special Transport Termination rate element applies only to DS1, Individual DS3 and System DS3 offerings and is in addition to the Special Transport rate element. Special Transport Termination provides the equipment and arrangements necessary to terminate the Special Transport facility at a serving wire center. One Special Transport Termination charge applies for the termination of each end of a Special Transport facility for DS1 and DS3 (Individual and Systems) offerings.

5. SPECIAL ACCESS**5.1 General** (Cont'd)**5.1.2 Special Access Configurations**

There are two types of facility configurations over which Special Access Services are provided – two-point and multipoint.

(A) Two-point Service

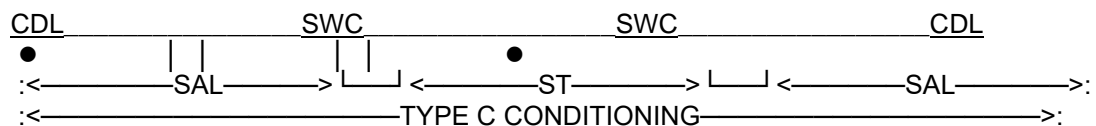
A two-point configuration is a circuit which is provided to connect two CDLs, either directly connected or through a Hub Wire Center where multiplexing functions are performed, or a CDL and a WATS Serving Office.

All Special Access offerings may be provided as a two-point configuration.

Applicable rate elements are:

- Special Access Lines
- Special Transport (when applicable)
- Special Transport Termination (when applicable)
- Supplemental Features (when applicable)
- Multiplexing Arrangements (when applicable)

The following diagram depicts a typical two-point service connecting two CDLs. The service is provided with the supplemental feature of Type C Conditioning:



SAL - Special Access Line
 ST - Special Transport
 SWC - Serving Wire Center
 CDL - Customer Designated Location

Applicable rate elements are:

- Special Access Line (2 applicable)
- Special Transport (per airline mile between SWCs)
- Supplemental Feature of Type C Conditioning (2 applicable)

5. SPECIAL ACCESS**5.1 General** (Cont'd)**5.1.2 Special Access Configurations** (Cont'd)**(B) Multipoint Service**

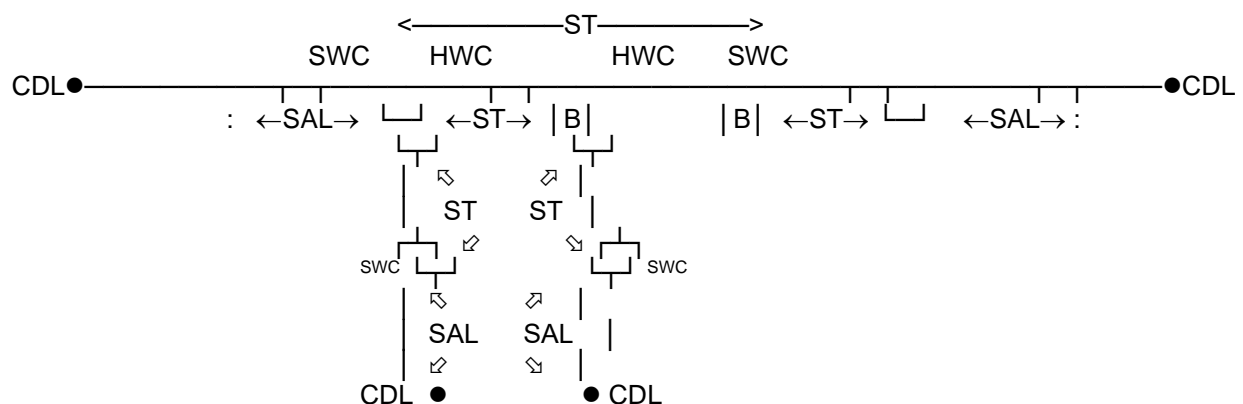
A multipoint configuration is a circuit that is provided to connect three or more CDLs through a Telephone Company Hub Wire Center.

Only Voiceband, Digital Data Service facilities, and Miscellaneous Services where so designated, will be provided as multipoint configurations. There is no limitation on the number of mid-links, but the use of more than three mid-links in tandem may degrade the quality of the multipoint facilities. A mid-link is defined as the Special Transport facilities between Hub Wire Centers where the circuit is bridged and/or where circuit switching devices, such as loop transfer arrangement, are located.

Multipoint service is provided in the following manner:

- (1) Special Access Line per CDL to their respective serving wire centers.
- (2) Special Transport between serving wire centers associated with the CDLs and the Hub Wire Center.
- (3) Special Transport between Hub Wire Centers.
- (4) Supplemental Features: Bridging equipment for each bridging location and other Supplemental Features when applicable.
- (5) Multiplexing Arrangements when applicable.

The following diagram depicts a multipoint service connecting four CDLs via two customer specified Hub Wire Centers:



SAL - Special Access Line
ST - Special Transport
SWC - Serving Wire Center
CDL - Customer Designated Location
HWC - Hub Wire Center
B - Bridging

5. SPECIAL ACCESS

5.1 General (Cont'd)

5.1.2 Special Access Configurations (Cont'd)

(B) Multipoint Service (Cont'd)

Applicable rate elements are:

- Special Access Lines (4 applicable)
- Special Transport (5 segments, per airline between SWCs and HWCs)
- Bridging (6 applicable, one per bridge port)

5.1.3 Special Facilities Routing

A customer may request that the Special Access used be specially routed. The regulations, rates and charges for Special Facilities Routing (i.e., Avoidance, Diversity and Cable Only) are as set forth in 9. following.

5.1.4 Design Layout Report

The Telephone Company will provide to the customer the makeup of the Special Access provided under this Price Guide to aid the customer in designing its overall service. This information will be provided in the form of a Design Layout Report and will include the following:

Cable gauge, length and loading
Makeup (e.g., T-Carrier, two-wire, four-wire, etc.)
Specific pair of circuit assignment at the customer
designated location

The Design Layout Report will be provided to the customer within fourteen working days from the ASR Date. Updated reports will be reissued within fourteen working days whenever facilities provided to the customer are materially changed. Both the initial and updated Design Layout Reports will be provided to the customer at no charge.

5. SPECIAL ACCESS

5.1 General (Cont'd)

5.1.5 Acceptance Testing

At the time of installation, the following test parameters apply:

- (A) For Voiceband services, acceptance testing will include tests for loss, 3-tone slope, DC continuity, operational signaling, C-notched noise, and C-message noise.

When the Interface Arrangement provides a four-wire voice transmission facility and the point of termination provides two-wire voice transmission (i.e., there is a four-wire to two-wire conversion at the point of termination) balance tests are also included in acceptance testing. When performing installation and acceptance testing, the Telephone Company will test the access service within the LATA.

On four-wire and effective four-wire circuits where the Network Channel Terminating Equipment (NCTE) has the capability of being remotely aligned, the Telephone Company may perform acceptance testing without a Telephone Company technician at the customer's premise. Should the customer request a technician be present at the customer's premise, additional charges will apply as set forth in Section 6. The applicable rates are in Section 6.

If the NCTE at the customer's premise does not have the capability of being aligned remotely, the additional charges will not apply. The Telephone Company will determine the type of NCTE placed at a customer's premise.

- (B) For other analog services (i.e., Video) and for digital services (i.e., Digital Data Services and High-Capacity Digital Services), acceptance testing will include tests for the parameters applicable to the service as set forth in Section 7000 of the GTE Technical Interface Reference Manual for each of these services.

When the customer requests the performance of additional cooperative tests which are not required to meet these specified performance parameters, charges as set forth in 6.6 (B) following will apply. All test results will be made available to the customer upon request.

If acceptance tests are not started within 15 minutes after pre-service tests have been completed and the customer has been notified by the Telephone Company, additional charges may apply, as set forth in Section 6 following, unless the delay is caused by the Telephone Company.

5. SPECIAL ACCESS

5.1 General (Cont'd)

5.1.6 Ordering Conditions

Ordering conditions are set forth in detail in Section 3 preceding. Also included in that section, are other charges which may be associated with ordering Special Access (e.g., Service Date Change Charges, Cancellation Charges, etc.).

(A) Determination of Jurisdiction of Mixed-Use Special Access Lines

When mixed interstate and intrastate Special Access Service is ordered, the jurisdiction will be determined as follows:

- (1) If the customer's estimate of the interstate traffic on the physically intrastate line involved constitutes 10% or less of the total traffic on that line, the line will be ordered and provided in accordance with the applicable rules and regulations of the appropriate intrastate Price Guide.
- (2) If the customer's estimate of the interstate traffic on the physically intrastate line involved constitutes more than 10% of the total traffic on that line, the line will be ordered and provided in accordance with the applicable rules and regulations of this Price Guide.

(A) Determination of Jurisdiction of Mixed-Use Special Access Lines (Cont'd)

- (3) Lines in service on the effective date of this Price Guide certified to be jurisdictionally intrastate and having a maximum termination liability associated with them will not be assessed the termination liability. The customer must submit an ASR for each line changing jurisdiction no later than 90 days from the effective date of this Price Guide to have the termination liability waived.

(B) Special Access Jurisdictional Verification

If a billing dispute arises or a regulatory commission questions the customer's certification of the jurisdiction of the line the Telephone Company will ask the customer to provide the data used to determine the jurisdiction. The customer shall supply the data within 30 days of the Telephone Company's request. The customer shall keep records of system design and functions from which the jurisdiction can be ascertained and upon request of the Telephone Company make the records available for inspection as reasonably necessary for purposes of verification of the jurisdiction of the service.

5. SPECIAL ACCESS

5.2 Description of Special Access

There are seven generic types of Special Access offerings. They are:

- Voiceband
- Videoband
- High Capacity Digital
- Digital Data Service

Each type has its own characteristics, and are subdivided by one or more of the following:

- Transmission specifications
- Bandwidth
- Speed (i.e., bit rate)
- Spectrum

The Special Access offerings described below are comprised of a combination of the rate elements described in 5.1. The following descriptions indicate the most effective use for each facility. Customer use for purposes other than those indicated is limited only to the extent that such use may not harm the network. Further, the Telephone Company does not guarantee transmission performance beyond the parameters identified in the descriptions for each of the respective Special Access type.

The transmission performance characteristics of each Special Access offering are stated in Section 7000 of the GTE Technical Interface Reference Manual. The Telephone Company will maintain existing transmission specifications on services installed prior to the effective date of this Price Guide, except that existing services with performance specifications exceeding the standards in the GTE Technical Interface Reference Manual will be maintained at the performance level specified in the manual. Where transmission performance characteristics are required other than those as stated in Section 7000 of the GTE Technical Interface Reference Manual, the Telephone Company will review, and where technically feasible, will develop rates and charges for the additional costs associated with provisioning the parameters. These rates and charges will be filed on an individual case basis in Section 5.9 and will apply in addition to all other applicable rates and charges.

The customer also has the option of ordering Voiceband and analog and digital high-capacity facilities to a Telephone Company Hub for multiplexing to individual channels of a lower capacity or bandwidth. Descriptions of the types of multiplexing available at the Hubs, as well as the number of individual channels which may be derived from each type of facility, are set forth in 5.5. Additionally, the customer may specify supplemental features for the individual channels derived from the facility to further tailor the channel to meet specific communications requirements.

5. SPECIAL ACCESS

5.2 Description of Special Access (Cont'd)

For example, a customer may order a DS3 from a CDL to a Telephone Company Hub for multiplexing to 28 DS1 channels. The DS1 channels may be further multiplexed at the same or a different Hub to Voiceband channels or may be extended to other CDLs. Optional features may be added to either the DS1 or the Voiceband channels.

5.2.1 Voiceband

(A) Two-Wire Voiceband Facility

These facilities are unconditioned and are capable of transmitting voice or data signals within the frequency spectrum of approximately 300 Hz to 3000 Hz. These facilities are furnished on a two-point or multi-point basis and may be terminated two-wire or four-wire at the point of termination. They permit the simultaneous transmission of information in both directions over a circuit, but it is not possible to ensure independent information transmission in both directions. Supplemental features may be added, at applicable charges, to enhance the operational capabilities of these facilities.

(B) Four-Wire Voiceband Facility

These facilities are unconditioned and are capable of transmitting voice or data signals within the frequency spectrum of approximately 300 Hz to 3000 Hz. These facilities are furnished on a two-point or multi-point basis and may be terminated two-wire or four-wire at the point of termination. When terminated four-wire, they permit the simultaneous independent transmission of information in both directions over a circuit. However, when terminated two-wire, simultaneous independent transmission cannot be supported, supplemental features may be added, at applicable charges, to enhance the operational capabilities of these facilities.

(C) 50 to 8000 Hz

Facilities provide high fidelity music transmission.

(D) 50 to 15000 Hz

Facilities for the provision of high-fidelity music transmission. Two such facilities may be conditioned, at applicable charges, for stereo operation.

5. SPECIAL ACCESS

5.2 Description of Special Access (Cont'd)

5.2.2 Video Band

These facilities are arranged and provided for the transmission of television to be broadcast or used in connection with viewing or recording. For video network broadcasting see GTOC Tariff FCC No. 1.

The facilities are furnished for two-point transmission in one direction only of United States 525 line/60 field standard monochrome and National Television Systems Committee (NTSC) color television baseband video signals and the associated audio signals.

5.2.3 High Capacity Digital

These facilities are two-point and are furnished between CDLs or between a CDL and a Telephone Company designated Hub Wire Center where multiplexing is offered. High-Capacity facilities may be used to provide Special Access Lines as set forth in 5.1.1(C)(2). A High Capacity to Voice multiplexing arrangement, as described in Section 5.5, is required at the Hub Wire Center. High Capacity DS1 and DS3 services may also be connected to customer transmission equipment and facilities where the customer is provided EIS as defined in Section 14.

(A) DS1 facilities provide for the transmission of isochronous serial data at a rate of 1.544 Mbps.

(B) DS3 facilities provide for the transmission of isochronous serial data at a rate of 44.736 Mbps. The Telephone Company will provide either an electrical or an optical interface with the service at the option of the customer. EIS is not available with DS3 service provided with an optical interface.

5.2.4 Digital Data Service

Facilities for Digital Data Service are furnished for the simultaneous two-way transmission of synchronous data and are available at transmission speeds of 2.4 Kbps, 4.8 Kbps, 9.6 Kbps, and 56 Kbps. Digital Data facilities may be provided on a two-point or multipoint basis.

5. SPECIAL ACCESS

5.3 Description of Terminating Arrangements

Terminating Options provide a clearly delineated interface between Telephone Company and customer facilities at the point of termination at the CDL. Terminating Options facilitate the design, isolation, and testing of the Special Access. The description of each Terminating Option defines the most effective use of the Terminating Option. The technical parameters of each type of associated interface are set forth in Section 7000 of the GTE Technical Interface Reference Manual. Although a customer is not restricted from alternate applications, except where such application is harmful to the network, the Telephone Company cannot guarantee technical performance for other than the applications stated below. Terminating Options are nonchargeable.

5.3.1 Voice Grade

(A) Two-Wire Voice Grade, Non-Data, Without Signaling

This option provides a two-wire interface to a customer and terminates an effective two-wire facility furnished for voice transmission only. Customer provided signaling must be limited to tones in the voice band. Customer provided voice band signaling equipment must limit transmission power to 0.0 dBm peak and -13 dBm average power over a three-second period.

(B) Four-Wire Voice Grade, Non-Data, Without Signaling

This option provides a four-wire interface to the customer terminal equipment and terminates an effective four-wire facility furnished for voice transmission only. Customer provided signaling must be limited to tones in the voice band. Customer provided voice band signaling equipment must limit transmission power to 0.0 dBm peak and -13 dBm average power over a three-second period.

(C) Voice Grade Data Termination

This option provides a two-wire or four-wire transmission interface to a customer's private line data modem and terminates an effective four-wire facility furnished for voice band data transmission.

(D) Two-Wire Voice Grade Station Connecting Facility Termination

This option provides a means to terminate an effective two-wire facility or an effective four-wire facility with a two-wire customer interface on a telephone, key system, PBX, ACD, or similar equipment. This option is normally used to terminate facilities that furnish foreign central office service, the station end of PBX off premises service, or private switched service network access lines. The option provides both the transmission and loop signaling functions normally associated with these services. The option is also used to terminate facilities arranged with automatic ringdown signaling. This option provides the loop and ringdown signaling with the facility.

5. SPECIAL ACCESS

5.3 Description of Terminating Arrangements (Cont'd)

5.3.1 Voice Grade (Cont'd)

(E) Four-Wire Voice Grade Station Connecting Facility Termination

A terminating option similar to (D) preceding used to terminate effective four-wire foreign central office service. This option provides a four-wire transmission interface to the customer terminal equipment and the loop signaling function normally associated with these services. This option provides the loop and ringdown signaling with the facility.

(F) Two-Wire Station Connecting Facility Termination for the Open End of an Off Premises PBX Extension

Terminating options are available depending on the signaling range of the PBX (or similar system) as defined in Part 68 of the FCC Rules and Regulations. Type 1 is an option requiring range extension equipment at the CDL. Type 2 is an option with no range extension equipment at the CDL. If needed, the loop signaling range equipment for Type 1 must be specifically specified.

(G) Dial Repeating Tie Trunk Termination

Two network terminating options are provided for terminating effective four-wire transmission facilities used to furnish dial repeating tie trunk services. These options are described in terms of the interface they provide to a PBX (or similar system).

- (1) A Type I tie line termination provides the customer with a two-wire transmission interface and includes either two-wire or four-wire E&M type signaling. Transmission and signaling interface options available are described in Part 68 of the FCC Rules and Regulations. This option provides the E&M type signaling with the facility.
- (2) A Type III tie line termination provides the customer with a four-wire transmission interface and includes either two-wire or four-wire E&M type signaling. Transmission and signaling options available are described in Part 68 of the FCC Rules and Regulations. This option provides the E&M signaling with the facility.

5. SPECIAL ACCESS**5.3 Description of Terminating Arrangements (Cont'd)****5.3.2 Video - (For broadcast video see GTOC Tariff FCC No. 1)**

This option provides a standard protective termination for a video band Special Access Line for use in providing the one-way transmission of video signals.

5.3.3 High Capacity Digital**(A) High Capacity Digital DS1**

Provides a High Capacity Digital DS1 Special Access interface for use in providing simultaneous two-way transmission of isochronous bipolar serial data signals at the rate of 1.544 Mbps.

(B) High Capacity Digital DS3

Provides a High Capacity Digital DS3 Special Access interface for use in providing simultaneous two-way transmission of isochronous bipolar data signals at the rate of 44.736 Mbps. The Telephone Company will provide either an electrical or an optical interface with the service as specified by the customer. EIS is not available with DS3 services provided with an optical interface.

5.3.4 Digital Data Service

Provides DDS Special Access interface for use in providing simultaneous two-way transmission of sequential bipolar data signals at transmission speeds of 2.4 Kbps, 4.8 Kbps, 9.6 Kbps, and 56 Kbps over four-wire facilities.

5. SPECIAL ACCESS

5.4 Description of Supplemental Features

Supplemental Features are items which can be added to a Special Access service to provide enhanced capabilities or improve its utility. References to specific uses or Special Access types indicate the most effective use for each Supplemental Feature. Customer use for other purposes or with other Special Access types is limited only to the extent that such use may not harm the network. Further, the Telephone Company does not guarantee functional operation of Supplemental Features for these alternate applications.

Listed below are the Supplemental Features that are offered under this Price Guide.

5.4.1 Bridging

Bridging is the function of connecting three or more CDLs in a multipoint arrangement. Listed below are those bridging services offered under this Price Guide.

(A) Multi-Point Data Bridging

This feature provides the capability to derive a multipoint data circuit from a single facility and is normally provided on voiceband facilities provided for transmission of data signals. This function provides a five port split data bridge (one master port and four common ports). Expansion of the bridge to obtain additional ports requires the addition of a second bridge of the same capacity. Polled multipoint data circuits are a typical application of this feature.

(B) Voice Conference Bridging

Bridging arrangement to connect multiple voiceband facilities in order that a voice frequency input signal from any location will be reproduced at the output of all other circuit locations. This function provides a three-port voice conference bridge. Expansion of the bridge to obtain additional ports requires the addition of a second bridge of the same capacity.

(C) Alarm Distribution Bridging

Provides polling type bridging capabilities, band splitting filters and conversion of four-wire common terminations up to a capacity of 40 two-wire terminations. This function is offered as two Price Guide elements. The first element provides all shelving and common equipment for a capacity of 40 two-wire terminations. The second element provides four two-wire ports. One each of the above elements must be ordered to provide one bridge of four ports capacity.

5. SPECIAL ACCESS**5.4 Description of Supplemental Features (Cont'd)****5.4.1 Bridging (Cont'd)****(D) Dataphone Select-A-Station Bridging**

Provides for the connection of a master station location to a number of remote stations. The capacity of this bridging arrangement will vary from a minimum of 21 stations to a maximum of 84 stations dependent upon the mixture of four-wire and two-wire ports equipped.

This arrangement is provided per AT&T Technical Reference PUB 41014. Charges consist of a rate for either common equipment-addressable or common equipment-sequential, plus a rate for each four-wire port connected or for each four two-wire ports connected.

(E) DDS Bridging

Provides for a multi-junction unit (MJU) arrangement to bridge 2.4 kbps, 4.8 kbps, 9.6 kbps, or 56kbps DDS facilities. Different speeds cannot be mixed on the same bridge. This function provides one master port (input) and three branch ports (output). Expansion of the MJU to obtain additional ports requires the addition of a second MJU of the same capacity with the same Price Guide rate.

5. SPECIAL ACCESS

5.4 Description of Supplemental Features (Cont'd)

5.4.2 Conditioning Arrangements - Data

Data Conditioning, when utilized in conjunction with effective four-wire voice grade transmission facilities, improves the characteristics of these facilities. These improved characteristics are not represented to apply to the entire end-to-end facility of the customer, but only to that portion of the facility provided by the Telephone Company.

There are two types of data conditioning: Type C and Type DA. Type C conditioning controls attenuation distortion and envelope delay distortion. Type DA controls the signal to C-notched noise ratio and intermodulation distortion.

Data conditioning is charged for on a per circuit basis (two point or multipoint). The parameters listed for each type of data conditioning apply from two or more customer designated premises located within the Telephone Company serving area. Conditioning parameters apply to each end of a two-point circuit. For multipoint circuits, the conditioning parameters apply from any customer designated premises to either the point of interface at another customer designated premises or the first Telephone Company bridging point depending on the circuit configuration. These parameters are not applicable to high-capacity points of interface, because there is no voice frequency test access point. In these instances, the data conditioning parameters apply to the last Telephone Company voice frequency test access point before the high-capacity point of interface.

(A) Type C

Type C conditioning of voiceband facilities provides a facility with the following transmission parameters enhanced to meet the values specified for Type C conditioning in Section 7000 of the GTE Technical Interface Reference Manual in addition to the standard parameters for voiceband circuits.

- (1) Attenuation distortion with reference to 1004 Hz.
- (2) Envelope delay distortion.

(B) Type DA

Type DA conditioning of voiceband facilities provides a facility with the following transmission parameters enhanced to meet the values specified for Type DA conditioning in Section 7000 of the GTE Technical Interface Reference Manual in addition to the standard parameters for voiceband circuits.

- (1) Signal to C-notched noise ratio.
- (2) Nonlinear signal to second order distortion.
- (3) Nonlinear signal to third order distortion.

5. SPECIAL ACCESS

5.4 Description of Supplemental Features (Cont'd)

5.4.3 Signaling Arrangements

Signaling arrangements, when furnished with Voiceband transmission facilities, enable the facilities to accommodate standard telecommunications signaling protocols. Signaling arrangements provide for the conversion of one signaling method to another signaling method and/or extension of a signaling method at customer and Telephone Company interfaces and enables the transmission facilities to accommodate signaling transmission. Signaling arrangements are available with Voiceband transmission facilities to enable transmission of requested signaling formats. The third and fourth protocol characters of the Network Channel Interface (NCI) and Secondary Network Channel Interface (SEC NCI) codes as indicated on the customer's order, reflect signaling activity. Typical protocol characters contained in the NCI or SEC NCI codes that designate signaling arrangements are: AB, AC, DS, DX, DY, EA, EB, EC, EX, GO, GS, LA, LB, LC, LO, LR, LS, NO, RV and SF.

The customer identified NCI and SEC NCI codes will be considered the customer's request for signaling. The Telephone Company will endeavor to provide the specific signaling protocols requested by the customer. In those cases where facilities and equipment are not available to meet the customer's specific requests, the Telephone Company will provide the customer acceptable alternate protocols. Sections 3300, 6000 and 7000 of the GTE Technical Interface Reference Manual provide detailed technical descriptions of the signaling protocols normally available with each service offering. To properly provision SF signaling, when associated signaling code, is DS (PCM), additional information of SF requirements (loop signaling type DX/E&M or ringdown) must accompany the customer's order.

Signaling arrangement charges apply whenever interfaces at the customer premises or at the customer's Telephone Company serving wire center require a signaling arrangement other than those provided with the Terminating Options. Signaling Arrangements will be charged on a per SAL basis. Specifically, a signaling charge applies if the signaling protocol characters in the NCI and the SEC NCI fields are different and include one of the following codes: RV, EX, SF, DX, DY, DS, AB.

For the above conditions, one additional signaling charge applies for each additional leg of multipoint circuit. When a Multiplexing Arrangement is ordered that converts a single higher capacity or bandwidth circuit into several lower Voiceband circuits, the Voiceband Signaling Arrangements are provided as part of the Multiplexing Arrangement, and no additional Signaling Arrangement charges will apply.

5. SPECIAL ACCESS

5.4 Description of Supplemental Features (Cont'd)

5.4.3 Signaling Arrangements (Cont'd)

A signaling charge applies in addition to any other applicable signaling charge when loop range extension equipment is required. The Telephone Company will obtain customer approval for signaling range extension equipment.

Listed below are the Signaling Arrangements offered under this Price Guide:

- (A) Loop Signaling Range Extension - An arrangement to extend the metallic resistance limitations of loop type signaling.
- (B) Conversion of Loop or E&M Signaling to SF - An arrangement to convert loop or E&M signaling to the single frequency signaling format.
- (C) E&M to DX Signaling Conversion - Conversion of E&M signaling to the DX signaling format.
- (D) E&M to Loop Signaling Conversion - Conversion of the E&M signaling format to the loop type signaling.
- (E) Loop or E&M to PCM Signaling - Conversion of loop or E&M signaling to the digital (PCM) signaling format.
- (F) Automatic Ringdown Signaling (ARD) - A Signaling Arrangement on a two-point Special Access which converts loop seizure at one end of the facility into ringing signal at the opposite end.

5.4.4 Echo Control

(A) Echo Suppression

An arrangement provided at the customer's request to attenuate reflected speech energy on a four-wire facility. This conditioning is generally required on circuits with long propagation delay. Echo suppression is charged on a per Special Access circuit basis. Echo suppression is an obsolete service offering and is applicable only to existing customers. Any service rearrangements or order activity on the circuits equipped with echo suppression may require a change to echo canceller.

(B) Echo Canceller

An arrangement provided at the customer's request to cancel reflected speech energy on a four-wire facility. This conditioning is generally required on circuits with long propagation delay. Echo canceller is charged on a per Special Access circuit basis.

5. SPECIAL ACCESS**5.4 Description of Supplemental Features (Cont'd)****5.4.5 Voice Grade Facility Switching Arrangement**

An arrangement to provide switching between two Voiceband Special Access Service. This arrangement may require a voiceband control circuit to control the switching arrangement at an additional charge.

5.4.6 Automatic Protection Switch

Consists of special switching equipment placed at both ends of a duplicate DS1 facility (i.e., DS1, High-Capacity Circuit) for automatic switching to the duplicate (standby) facility in the event the active facility is inoperative.

Duplicate facilities may terminate at a serving wire center, a CDL or both. The option provided under this Price Guide only includes the APS(s) located at a serving wire center(s). When the duplicate facility terminates at a CDL, the customer will be responsible for providing the associated APS and ensuring it is compatible with the Telephone Company provided switch if appropriate.

The duplicate facilities are not a part of this supplemental feature.

5. SPECIAL ACCESS

5.5 Description of Multiplexing

Multiplexing Arrangements provide the function to convert a single higher capacity or bandwidth circuit for bulk transport to several lower capacity or bandwidth circuits. Cascading multiplexing occurs when a high capacity analog or digital channel is de-multiplexed to provide channels with a lesser capacity and one of the lesser capacity channels is further de-multiplexed.

When cascading multiplexing is performed in the same or different Hub Wire Center, a charge for the additional multiplexing unit will also apply. When cascading multiplexing is performed at a different Hub Wire Center, Special Transport will also apply between the involved Hub Wire Centers.

Listed below are the multiplexing arrangements offered under this Price Guide.

(A) DS1 to Voice

An arrangement that multiplexes twenty-four voice grade circuits to a single DS1 digital circuit at a rate of 1.544 Mbps or multiplexes a single DS1 digital circuit at a rate of 1.544 Mbps to twenty-four voice grade circuits. If this DS1 terminates in a DDS hub, a channel(s) of the DS1 can be used to provide DDS; however, DDS service stops at the DS1 interface.

Up to 16 channels of this DS1 can be used for Direct Digital Service (DDS-like service) with the assurance that circuit performance parameters will be met. If more than 16 channels are used for DDS-like service, the performance parameters for the DS1 and all circuits riding the DS1 will not be guaranteed.

(B) DS3 to DS1

An arrangement that multiplexes twenty-eight DS1 digital circuits to a single DS3 digital circuit at a rate of 44.736 Mbps or multiplexes a single DS3 digital circuit at a rate of 44.736 Mbps to twenty-eight DS1 digital circuits.

(C) Digital Data Carrier Multiplexer

An arrangement that multiplexes a single DS1 1.544 Mbps digital circuit to twenty-three DSO digital ports for connection to either a subrate data multiplexer or 56 Kbps digital circuits.

5. SPECIAL ACCESS**5.5 Description of Multiplexing (Cont'd)****(D) Digital Data Subrate Multiplexer**

Used with cascading multiplexing, the Digital Data Subrate Multiplexer is an arrangement that multiplexes the following quantities of subrate digital data circuits into a single DSO digital port: 1) twenty 2.4 Kbps, 2) ten 4.8 Kbps or 3) five 9.6 Kbps. In turn, the DSO digital port is then multiplexed to a single DS1 digital circuit using the Digital Data Carrier Multiplexer.

(E) Digital Data Office Channel Unit

An arrangement that provides a metallic facility interface for the subrate digital data multiplexer for digital rates of 2.4, 4.8, and 9.6 Kbps or for the digital data carrier multiplexer at a digital rate of 56 Kbps.

All of the preceding multiplexing arrangements indicated by an asterisk (*) must be specifically ordered by the customer. All Special Access multiplexing arrangements of this type which exist on January 1, 1984 will be billed at the individual service rates (i.e. voiceband.) until the Telephone Company receives and processes an order from the customer for multiplexing.

5. SPECIAL ACCESS

5.6 Rate Regulations

This section contains the specific regulations governing the rates and charges that apply for Special Access Service.

5.6.1 Types of Rates and Charges

There are three types of rates and charges. These are monthly rates, daily rates and nonrecurring charges. In addition, there are two types of nonrecurring charges. The rates and charges are described as follows:

(A) Monthly Rates

Monthly rates are recurring charges that apply each month or fraction thereof that a Special Access is provided. For billing purposes, each month is considered to have 30 days.

(B) Reserved for future use

(C) Nonrecurring Charges

Nonrecurring charges are one time charges that apply for an installation activity or for a change to an existing facility. There are two types of nonrecurring charges: (1) those that apply for the installation of the basic Special Access (Special Transport and Special Access Line), and (2) those that apply for the installation of Supplemental Features and Multiplexing Arrangements.

(1) Installation of Special Access

Nonrecurring charges apply for each basic Special Access installed. There is a charge for the first basic Special Access installed and a lower charge for each additional identical basic Special Access ordered and installed at the same time and between the same locations and for the same customer.

*

5. SPECIAL ACCESS

5.6 Rate Regulations (Cont'd)

5.6.1 Types of Rates and Charges (Cont'd)

(C) Nonrecurring Charges (Cont'd)

(2) Installation of Supplemental Features and Multiplexing Arrangements

Nonrecurring charges apply for the Supplemental Features and Multiplexing Arrangements Features. There is a lower charge if installed initially with the basic Special Access and a higher charge if installed subsequent to the basic Special Access.

Change in Supplemental Features and Multiplexing Arrangements

Nonrecurring charges apply for a change of Signaling Arrangements and echo control on an existing Special Access. The charge that applies is that for the installation of the Supplemental Feature. If changes to the other rate elements result, then installation charges for each affected rate apply.

(3) Installation of DS1 and DS3 Special Access Lines

(a) DS1 Standard Arrangements

There are two levels of NRC and monthly charges for the installation of a DS1 SAL as set forth in 5.7.7(A). The "First System" charge is assessed per SAL for the first DS1 service ordered by a customer between CDLs or a hub wire center. When the same customer requests additional DS1 service on the same ASR, to be installed at the same time and between the same CDLs as the "First System" DS1 SAL, the lesser charge under "Additional System" will apply.

(b) DS1 Optional Payment Plan (OPP) Arrangements

Customers subscribing to the DS1 OPP arrangements at rates set forth in 5.7.7(C) will not be assessed a nonrecurring charge (NRC) for initial installation of a "First System" DS1 SAL. For each "Additional System" DS1 SAL, the NRC as set forth in 5.7.7(A) will apply. In addition, under a DS1 OPP, the "Additional System" DS1 SAL may be ordered at any time by the same customer between the same CDL and its serving wire center or hub wire center as the "First System" DS1 SAL.

Regulations will apply to existing DS1 OPP customers when required for changes and other service rearrangements.

5. SPECIAL ACCESS

5.6 Rate Regulations (Cont'd)

5.6.1 Types of Rates and Charges (Cont'd)

(C) Nonrecurring Charges (Cont'd)

(3) Installation of DS1 and DS3 Special Access Lines (Cont'd)

(c) DS3 Arrangements

There are two levels of charges for the installation of 3 System DS3 and Unlimited System DS3 SALs. The "First System" charge is assessed for the first DS3 SAL ordered by a customer. When the same customer requests additional DS3 SALs, to be installed between the same locations, the "Additional System" charge will apply for each SAL ordered (maximum of two Additional System SALs in a 3 System DS3 and no maximum in an Unlimited System DS3).

For Individual DS3s, the charge for installation will apply at the same rate per DS3 SAL, and for Group System DS3s, the charge applies per Group System SAL.

5.6.2 Minimum Periods

Special Access is provided for a specified minimum period.

5.6.3 Mileage Measurement

The mileage to be used to determine the monthly rate for the Special Transport is calculated on the airline distance between the serving wire centers involved (i.e., CDL serving wire center or Hub Wire Center or WATS Serving Office). Where the calculated miles include a fraction, the value is always rounded up to the next full mile. Where the calculated value is zero, no Special Transport mileage is charged.

When there is a Hub Wire Center involved, the Special Transport mileage will be measured from the Hub Wire Center to the serving wire centers of each of the CDLs connected to the hubbed facilities. Mileage is computed for each section and rates are applied accordingly. However, when a Special Access facility is routed through a Hub Wire Center for purposes other than customer specified such as bridging or multiplexing (e.g., the Telephone Company chooses to so route for test access purposes), rates will be applied only to the distance calculated between the wire centers serving the CDLs.

The rates for the mileage are applied per airline mile. The serving wire center V&H coordinates and the method of calculation are specified in the ECA Tariff FCC No. 4.

5. SPECIAL ACCESS

5.6 Rate Regulations (Cont'd)

5.6.4 Moves

A move involves a change in the physical location of a customer designated premises. The charge for the move depends on whether the move is within the same premises and building or to a different building or premises.

(A) Same Premises and Building

When the move is to a new location within the same premises and building, the charge for the move will be an amount equal to one half of the nonrecurring charge for the Special Access plus one half the nonrecurring charge of the Supplemental Features, if any. There will be no change in the minimum period requirements.

(B) Different Building or Premises

When the move is to a new location at a different building or a different premises, it will be treated as a disconnect and an installation of Special Access. Full nonrecurring charges apply to the Special Access, including those for Supplemental Features, installed at the new building or premises. A new minimum period will also be established for the installed Special Access. The customer will remain responsible for all remaining minimum period charges associated with the disconnected Special Access.

A move normally involves an interruption of Special Access for the period required to complete the move. No credit allowance will be granted for that period.

A customer may request that Special Access not be interrupted during a move. To comply with that request, it may be necessary to install a duplicate Special Access, and subsequently discontinue the existing Special Access. Monthly and full nonrecurring charges will apply for the duplicate Special Access. A new minimum period will be established for the duplicate portion of the Special Access, depending on which end of the Special Access is moved. The customer will also remain responsible for all remaining minimum period charges associated with the corresponding portion of the disconnected Special Access.

5.6.5 Rates and Charge on an Individual Case Basis

(A) The rates for the following offerings will be developed on an Individual Case Basis:

- Videoband
- Wideband Digital Facilities

5. SPECIAL ACCESS

5.6 Rates Regulations (Cont'd)

5.6.6 Hub Wire Centers

A Hub Wire Center is a Telephone Company designated serving wire center at which bridging or multiplexing arrangements are provided. Bridging is used to connect three or more CDLs in a multipoint arrangement. The multiplexing arrangements channelize analog or digital facilities to individual services requiring a lower capacity or bandwidth.

Although Hub Wire Centers are defined as serving wire centers at which bridging or multiplexing arrangements are performed, they are not limited to providing these functions and may provide any other types of Special Access services offered in this Price Guide. For example, the Telephone Company will designate certain Hub Wire Centers for the termination of Group System DS3 Special Transport.

The Telephone Company will designate the Hub Wire Center locations. Different locations may be designated as Hub Wire Centers for different functions, such as bridging or multiplexing arrangements, for different facility capacities (e.g., multiplexing from digital to digital may occur at one wire center while multiplexing from digital to analog may occur at a different wire center). The location of Hub Wire Centers and the types of hubbing functions offered at that location are identified in the ECA Tariff FCC No. 4.

Some of the types of multiplexing provided include the following:

- from higher to lower bit rate,
- from higher to lower bandwidth,
- from digital to voice grade service.

The transmission performance for the end-to-end Special Access provided from CDLs will be that of the lower capacity or bit rate. For example, when a DS1 Special Access is multiplexed to voice frequency circuits, the transmission performance will be Voiceband, not High Capacity.

The Telephone Company will commence billing the monthly rate for the Special Access Line and Special Transport or Special Access Cross Connect charge for EIS arrangements, for the High-Capacity facility to the Hub Wire Center as of the service date, even though individual services utilizing those facilities may not be installed until a later date. If the customer has designated the type of multiplexing to be provided with the High-Capacity facility, the nonrecurring charge for the Multiplexing Arrangement will be billed to the same customer at that same time, and the billing for the monthly rate will begin.

Individual Special Access rates (by Special Access type) will apply for the Special Access Line and additional Special Transport facilities (if required) for each channelized Special Access. These will be billed to the customer specified on the ASR as each individual Special Access is installed.

5. SPECIAL ACCESS

5.6 Rates Regulations (Cont'd)

5.6.6 Hub Wire Centers (Cont'd)

Although not requiring multiplexing, the Telephone Company will designate certain serving wire centers as Hub Offices for video services. Full time service will be provided to the Hub Office and billed accordingly at the monthly rates for the Special Access Line and Special Transport respectively. The customer may order part time and occasional video services from the Hub Office to the end user premises. The rate elements required to provide Special Access from the Hub Office to the end user premises (i.e., Special Transport and Special Access Lines) will be billed at daily rates for the duration of the Special Access requested by the customer.

5.6.7 Shared Use Analog and Digital High-Capacity Services

Monthly charges for a DS1 or DS3 high-capacity shared used facility will be apportioned between Switched and Special Access based on the relative proportion of channels used for switched and special access in the following manner.

If the facility is ordered as Special Access, rating as Special Access will continue until such time as a portion of the available capacity is used to provide Switched Access service. As individual channels are activated for Switched Access, monthly charges will be apportioned between Switched and Special Access based on the number of channels used for Switched Access and the number of remaining channels on the Special Access facility according to the following formula:

- The total shared use charge is equal to the Monthly Switched Access Charge times the number of channels used for Switched Access divided by 24 for DS1 or 672 for DS3 plus the monthly Special Access Charge times the number of channels remaining for Special Access divided by 24 for DS1 or 672 for DS3.

If the facility is ordered as Switched Access, rating as Switched Access will continue until such time as a portion of the available capacity is used to provide Special Access service. As individual channels are activated for Special Access, monthly charges will be apportioned between Switched and Special Access based on the number of channels used for Special Access and the number of remaining channels on the Switched Access Facility according to the following formula:

- The total shared use charge is equal to the Monthly Special Access Charge times the number of channels used for Special Access divided by 24 for DS1 or 672 for DS3 plus the monthly Switched Access Charge times the number of channels remaining for Switched Access divided by 24 for DS1 or 672 for DS3.

The monthly Switched and Special Access rate used will be the appropriate rate (Special Access SAL, Transport, Multiplexer and/or Cross Connect Arrangement and Switched Access Cross Connect Arrangement) for the underlying shared use facility, i.e., if the underlying facility is a Special Access DS3 service, the corresponding Switched Access DS3 Transport will be used to determine the Switched Access monthly charges.

Where shared use of a DS3 Cross Connect arrangement for EIS is desired, it must be ordered as a Switched Access DS3 Cross Connect Service.

5. SPECIAL ACCESS**5.6 Rate Regulations (Cont'd)****5.6.8 Rate Application Exception Rules**

Intrabuilding cable facilities, provided by the Telephone Company to connect two customer designated premises in the same building, will be rated as a Special Access Line.

5.6.9 Special Access and WATS Surcharges

Pending the development of techniques to accurately measure usage of exchange facilities which are interconnected by users by means of state telecommunications, a surcharge of \$25.00 per line termination per month shall be assessed upon customers that subscribe to Special Access and WATS Switched Access. This surcharge shall be assessed upon all such line terminations with the following exceptions:

- (1) The open-end termination (dial tone end) in a Telephone Company end office, of a Foreign Exchange (FX) line or Common Control Switching Arrangement (CCSA) (or equivalent) Off Network Access Lines (ONAL).
- (2) Any termination of an analog circuit that is used for radio or television program transmission.
- (3) Any termination of a line that is used for telex service.
- (4) Any termination of a line that by nature of its operating characteristics and nature of connection could not make use of common lines.
- (5) Any line terminating other than (1) through (4) preceding which is subject to the following charges: (a) Carrier Common Line, (b) Common Line Termination, (c) End Office Switching, (d) Intercept and (e) Local Transport.
- (6) The closed end of a WATS line.
- (7) Any customer who furnishes a letter to the Telephone Company which certifies that its private lines do not terminate in a PBX or a device with equivalent interconnection capabilities.

5. SPECIAL ACCESS**5.6 Rate Regulations (Cont'd)****5.6.9 Special Access and WATS Surcharges (Cont'd)****Certification**

In order for the Telephone Company to determine the application of the surcharge with respect to specific services, the customer must report the intended use of all services when placing orders for Special Access. In addition, when ordering high-capacity Analog or Digital services, the customer must report the use for each voice equivalent circuit of the high-capacity service. When any circuit is reported wholly used in any manner described in 5.6.9 (1) through (7) preceding, the surcharge will not apply. If the intended use is not reported, the surcharge will apply.

If, at any time after the installation of a service which is subject to the surcharge, the customer reports that the service is being used in association with Switched Access that is subject to Carrier Common Line Charges, the Telephone Company will credit the customer for the surcharge. The credit will be effective on the date that the Special Access became associated with the Switched Access.

If, at any time after the installation of a service which is subject to the surcharge, the customer reports that the service is being used consistently with any exception listed above, the Telephone Company will credit the customer for the surcharge. The credit will be effective on the date that the Special Access was reconfigured to meet the exception.

5. SPECIAL ACCESS

5.6 Rate Regulations (Cont'd)

5.6.10 DS3 High-Capacity Service

(A) DS3 Rate Structure

Option 1:

(System DS3s) SALs are provided as one of three system offerings: 3 System, Unlimited System and Group Systems. SAL rates for System DS3s vary dependent on whether the interface provided is electrical or optical. Additional SALs may only be added with the same interface (electrical or optical) as the First System. All DS3 SALs are non-distance sensitive.

Under a 3 System DS3, additional DS3 SALs, up to a maximum of two, may be ordered by the same customer, between the same CDL and serving wire center.

Under an Unlimited System DS3, additional SALs, with no maximum, may be ordered by the same customer, between the same CDL and serving wire center.

Group System DS3s provide a total capacity of 12 (DS3 x 12) or 24 (DS3 x 24) DS3 SALs. All DS3s in a Group System must be between the same CDL and serving wire center.

Option 2:

(Individual DS3) This option provides individual DS3 service. Before confirming the ASR for this option, the Telephone Company will verify the availability of a DS3 interface at the CDL. If a DS3 interface can be made available with no physical change to the existing configuration at the CDL, the ASR will be confirmed and processed. If this condition is not met, the customer will be advised, and no charge will be assessed for the unprocessed ASR. The customer may then cancel the ASR or submit a new ASR for one of the services available under Option 1.

SAL rates for Individual DS3s vary dependent on whether the interface provided is electrical or optical.

5. SPECIAL ACCESS**5.6 Rate Regulations (Cont'd)****5.6.10 DS3 High-Capacity Service (Cont'd)****(A) DS3 Rate Structure (Cont'd)**

Option 1 Unlimited System DS3s and 3 System DS3s and Option 2 Individual DS3s may be ordered as either protected or unprotected SALs when provided with an electrical interface *. Option 1 Group System DS3s may only be ordered as protected SALs. All DS3 SALs ordered with an optical interface will be provisioned as protected. A protected DS3 SAL provides a spare transmission path (transmit and receive) connected to an automatic protection switch. In the event of failure in the primary service, traffic will be automatically transferred to the spare transmission facilities. The spare transmission path will normally be provided on the same route as the primary path. When a customer orders a protected DS3 SAL, the customer may request that the spare transmission path be provided via an alternate route provisioned as the Telephone Company may elect. If common points for the primary and alternate route become necessary, these points will be identified by the Telephone Company and provided to the ordering customer. Should the routing arrangement require special routing requirements specified by the customer, other rates and regulations as set forth in Section 9 or Section 10 may be applicable.

A customer may order the same or different type of DS3 SALs for each CDL(s) at which DS3 service is terminated.

When a customer requests the disconnect of a DS3 service in the 3 System DS3 or Unlimited System DS3, an Additional System DS3 SAL must be disconnected first. When only the First DS3 service exists, that service will be disconnected.

Any costs associated with Special Construction as set forth in Section 10 will apply.

DS3 Special Transport contains two rate elements, Special Transport Termination and Special Transport Facility. Special Transport Termination rates apply for the termination of each end of the interoffice facility. Special Transport Facility rates apply for each airline mile of the interoffice facility. Group System DS3 Transport Terminations (DS3 x 12 and DS3 x 24) and Group System DS3 Transport Facilities are only available when connected to at least one DS3 Group System SAL of the same level (12 or 24).

5. SPECIAL ACCESS**5.6 Rate Regulations (Cont'd)****5.6.10 DS3 High-Capacity Service (Cont'd)****(B) Minimum Service Periods**

Individual DS3s and System DS3s are offered under four minimum service periods, each with different rate levels. The minimum service periods are 1, 3, 5 and 7 years. The customer must specify the minimum service period at the time the service is ordered. First and Additional DS3 SALs (3 System DS3s and Unlimited System DS3s) can have a different minimum service period. However, each DS3 SAL of a two-point DS3 service must have the same minimum service period.

(C) Termination Liability

(See 5.6.11 following)

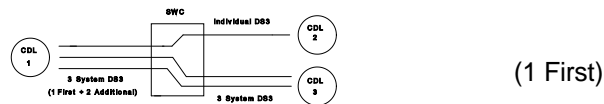
(D) DS3 Multiplexer Cross Connect Arrangement

For DS3 multiplexed services, the DS3 Multiplexer Cross Connect arrangement allows a customer to cross connect digital DS1 channels from one multiplexer to another multiplexer. The rate as specified in 5.7.15 will apply per cross connect arrangement. If the DS3 multiplexed services are located in different hub wire centers, DS1 special transport will apply in addition to the DS1 cross connect charge. The customer must provide the channel assignments (CFA and SCFA) for both multiplexed services on the ASR.

5. SPECIAL ACCESS**5.6 Rate Regulations (Cont'd)****5.6.10 DS3 High-Capacity Service (Cont'd)****(E) Partitioned Billing Arrangement (PBA)**

PBA is a service arrangement that allows System DS3 (3 System, Unlimited System, or Group System) customers to partition the multiple DS3s to a number of CDLs on the other end of the circuit (see diagram below). All rate elements associated with the PBA must be billed to the same customer.

For 3 System DS3s and Unlimited System DS3s ordered under a PBA, each CDL must have a first system SAL. Additional SALs may then be ordered under the normal System terms and conditions.



When Group System DS3 Special Transport is provided as part of a PBA, a Group System DS3 SAL of the same level (DS3 x 12, DS3 x 24) must be connected to one end of the Group DS3 Special Transport. Under a PBA only, DS3 x 12 Group System Special Transport may be connected to DS3 x 24 Group System Special Transport at hub wire centers. Also, standard DS3 Special Transport may be connected to either DS3 Group System Special Transport at hub wire centers. All DS3 Special Transport Terminations apply for each type of DS3 Special Transport.

When ordering a PBA the customer must specify the Access Service Group (ASG) and the First System DS3 circuit identification (ECCKT) at both CDLs. Each 3 System DS3 and/or Unlimited System DS3 at a CDL must be ordered as separate PBAs.

Customers with existing DS3 Systems (3 System, Unlimited System, or Group System) may convert to a PBA. To convert, the customer must issue discontinuance of service for the existing DS3s and establishment of new service for each CDL to be converted to the PBA. If no physical changes to the service(s) are required, no NRCs apply. If any physical changes are required, appropriate NRCs will apply.

5. SPECIAL ACCESS**5.6 Rate Regulations (Cont'd)****5.6.11 Optional Payment Plan (OPP)****(A) General**

- (1) The terms and conditions specified herein are applicable to DS1 and DDS services.
- (2) Only the Special Access Line (SAL) rate element is available under an OPP. All other associated rate elements or additional features are available at the standard month-to-month Price Guide rates and regulations.
- (3) DS1 OPP SAL rates will not be greater than standard month-to-month SAL rates.
- (4) Three year and five-year OPP rates will be equal to or less than the one-year OPP rates. Decreases to the one-year OPP will flow through to the three year and five-year OPP.
- (5) Payment periods of one year, three year and five-year are available to all customers at the applicable rates regardless of when they subscribe to an OPP arrangement.
- (6) The customer must specify the payment period for the OPP.
- (7) Inside moves will not incur termination liability charges.
- (8) Outside moves will allow the customer to retain the same OPP payment period. Any other move will be treated as a disconnect of the service and termination liability charges will apply.

5. SPECIAL ACCESS**5.6 Rate Regulations (Cont'd)****5.6.11 Optional Payment Plan (OPP) (Cont'd)****(F) Termination Liability**

- (1) In the event the service is terminated by the customer prior to completion of the current term commitment period, the customer shall be liable for an early termination charge, except as noted below. The amount of the early termination charge will be 25% of the monthly recurring charge(s) (MRC) for the remainder of the term. For example:

$25\% \times \text{MRC} \times \# \text{ of Lines/Channels/Paths} \times \text{Remainder of Term} = \text{Termination Charge.}$

- (2) Early termination charges will apply only to those rate elements under a term commitment period. If any rates for the service are increased in excess of ten percent (10%) during the term period, exclusive of any increase due to local, state or federal fees, taxes or surcharges, the customer may terminate the service without incurring an early termination charge.

(3) **End of Term Options**

- a. Prior to the end of the term commitment period, the customer may select one of the following options, to be effective at the end of the term:

- 1) Renew their term commitment,
- 2) Commit to a new term period,
- 3) Arrange for a change of service, or
- 4) Arrange for termination of the service.

- b. In the event the customer does not select one of the above options, the customer will be converted to the shortest-term period available under Price Guide (i.e., month-to-month, one year, etc.) for the same service, and will be subject to the applicable term commitment, if any, unless the customer terminates the service within sixty (60) days of the conversion date.

5. SPECIAL ACCESS**5.6 Rate Regulations (Cont'd)****5.6.11 Optional Payment Plan (OPP) (Cont'd)****(F) Termination Liability (Cont'd)**

- (4) Early termination charges will not be assessed under the following circumstances:
- a. Customer moves existing service either to a new location within the same address and/or same building (inside move) or to a new location (outside move) and maintains that service for the remainder of the term;
 - b. Customer attempts to move the existing service to a new location within Company's service area, but the service is unavailable;
 - c. Customer renegotiates a new term commitment plan for the same service before the current term commitment expires and the value of the new term commitment is equal to or greater than the remaining value of the current term commitment; or
 - d. Customer changes to another service or upgrades service to a higher speed or capacity under a term commitment, provided the following conditions are met:
 - 1) The value of the new term commitment is equal to or greater than the remaining value of the current term commitment,
 - 2) The Company or its affiliates provides the new service via Price Guide, similar documents, commercial agreements or on an individual case basis (ICB), and
 - 3) The order to discontinue the existing service and the order for the new or upgraded service are received by the Company or its affiliates at the same time.

5. SPECIAL ACCESS**5.6 Rate Regulations (Cont'd)****5.6.11 Optional Payment Plan (OPP) (Cont'd)****(G) OPP for DS1 Service**

- (1) The terms and conditions of this OPP arrangement apply in addition to the above terms and conditions.
- (2) When a customer elects to participate in an OPP arrangement for DS1 service, only the "First System" DS1 SAL rate element is subject to the OPP terms and conditions.
- (3) Ordering and rating of DS1 service under an OPP arrangement is subject to the following conditions:
 - A "First System" DS1 OPP SAL must be assessed at a CDL before any "Additional System" DS1 SALs can be assessed.
 - Under an OPP arrangement, the same customer can order additional DS1 services at any time subsequent to establishing a "First System" DS1 OPP.
 - Under an OPP arrangement, the same customer can order DS1 services from its CDL to different terminating CDLs. The customer will be rated a "First System" DS1 OPP SAL for the first DS1 service at a CDL and the same customer will be rated an "Additional System" DS1 SAL for additional DS1 services at the same CDL. In this arrangement, each DS1 service will be rated based on a "First or Additional System" basis at each CDL.
 - The installation charge associated with DS1 services ordered under an OPP are set forth in Section 5.6.1(D)(3)(b).
 - When DS1 service is ordered between two CDLs and each SAL is rated as "First System" DS1 OPP SALs, the same payment period will apply to both SALs.
 - When ordering "Additional System" DS1 SALs, the customer will be required to provide remarks on the ASR necessary for the Telephone Company to complete the order. The ASR must specify the same customers "First System" DS1 OPP circuit identification (ECCKT) and access service group (ASG) at each CDL in order for the "Additional System" DS1 SAL rate to apply.

5. SPECIAL ACCESS**5.6 Rate Regulations (Cont'd)****5.6.11 Optional Payment Plan (OPP) (Cont'd)****(G) OPP for DS1 Service (Cont'd)**

- (4) Should it become necessary for the customer to convert an "Additional System" DS1 SAL existing under an OPP arrangement to a "First System" DS1 OPP SAL to meet the rating requirement, the following ordering conditions and charges will apply. Credit will not be given for the time in service associated with the discontinued "First System" DS1 OPP SAL(s).
- A change is required when the conversion is to a "First System" DS1 OPP period equal to or greater than the discontinued DS1 OPP period and remains connected at the same CDL. A discontinuance of service and establishment of new service will be required to convert the "Additional System" DS1 SAL to a "First System" DS1 OPP SAL when the conversion is to a "First System" DS1 OPP period that is less than the discontinued DS1 OPP period and remains connected at the same CDL. No NRCs will apply.
 - Both ends of the converted DS1 circuit must have the same payment period; however, termination liability charges will not apply to convert existing SALs.
- (5) Upon expiration of an OPP, should the customer choose to convert to month-to-month rates, existing "Additional System" DS1 SALs under the customer's OPP arrangement must also be converted to comply with the rules and regulations. The customer must request to disconnect existing service and establish new service. If no other changes are ordered, no charges will apply for the conversion. The ordering and installation of further "Additional System" DS1 services will be subject to the standard month-to-month arrangements.
- (6) For conversion of existing month-to-month DS1 service(s) to an OPP arrangement, the customer must request to convert to the OPP. No service or billing interruption will occur when a customer converts from month-to-month rates to an OPP. If no other changes to the service(s) are ordered, no charges will apply.

(H) OPP for DDS

For conversion of existing month-to-month DDS to an OPP arrangement, the customer must request to convert to the OPP. No service or billing interruption will occur when a customer converts from month-to-month rates to OPP rates. If no other changes to the service are ordered, no charges will apply.

5. SPECIAL ACCESS

5.6 Rate Regulations (Cont'd)

5.6.12 MetroLAN Special Transport

(A) Description

MetroLAN Special Transport (MetroLAN) provides DS1 transport utilizing fiber only facilities where the Telephone Company has designated fiber optic LANs. Fiber optic LANs are a combination of central offices linked via Synchronous Optical Network (SONET) Technology to form fiber optic rings and central offices linked to the SONET rings via fiber optic facilities. MetroLAN transport is provided at a flat rate per month charge per DS1 transport facility per LAN traversed, regardless of the number of miles the circuit is routed on the fiber optic LAN.

(B) Conversion of Existing DS1 Transport

Current DS1 transport can be replaced by MetroLAN. For DS1 transport associated with a SAL provided under the Optional Payment Plan (OPP), the MetroLAN term selected must be the same as the DS1 SAL. Where access to MetroLAN is made via a multiplexing arrangement in a central office on the fiber ring (i.e., DS3 to DS1, or Vioceband to DS1), and there is no associated OPP DS1 SAL, then the MetroLAN Month-to-Month rate will apply.

(C) Term Commitment

When MetroLAN is ordered as part of new DS1 service, the MetroLAN term must be the same as the term of the SAL portion of the DS1 OPP service. Customers with Month-to-Month DS1 SAL's must select the Month-to-Month MetroLAN term.

(D) Discontinuance of Service

If a DS1 OPP SAL is discontinued, the MetroLAN portion of the circuit will also be discontinued. Termination liability charges will be assessed for the SAL. No additional penalties will be assessed for the MetroLAN portion of the OPP circuit.

If a Month-to-Month DS1 SAL is discontinued, DS1 transport for the MetroLAN transport portion of the circuit is also discontinued.

MetroLAN transport may be converted to standard special access transport rates (i.e., per airline mile) at any time at no charge.

5. SPECIAL ACCESS

5.6 Rate Regulations (Cont'd)

5.6.12 MetroLAN Special Transport (Cont'd)

(E) Continuation of Service Off the Ring

MetroLAN DS1 circuits can be routed any distance on a fiber optic LAN. When the DS1 circuit leaves the LAN for continuation on the network, normal Price Guide rates will be assessed for the portion of the route not on the LAN.

(F) Renewal Option

When the MetroLAN term expires, the customer can renew for any term length as long as the new MetroLAN term selected is the same as the SAL portion of the DS1 service. The SAL and MetroLAN must have the same term for a new or renewed DS1 service.

(G) Rate Changes

A decrease in the MetroLAN monthly recurring charge will be passed on to subscribers of the plan. MetroLAN rate increases, however, will not affect the rates of existing term commitments.

(H) Service Availability

MetroLAN DS1 transport is available to all DS1 customers in the Telephone Company serving areas in which fiber optic LANs are deployed. The wire centers in which MetroLAN is available are identified in NECA tariff FCC No. 4. MetroLAN is provided between serving wire centers located on the same fiber optic LAN within the following Telephone Company MetroLAN locations:

Plano, Denton, Irving, Lewisville, Carrollton, Grapevine, Garland, Bryan/College Station, Baytown, San Angelo

(I) Bona Fide Request

A request for MetroLAN service will be considered bona fide if the customer makes the request in writing and maintains customer locations which are served by two or more central offices. Upon receipt of such a request, the Telephone Company will calculate the cost to provide the service. If the Telephone Company's costs cannot be recovered under the Price Guide rates, the Telephone Company will deploy the service to the customer at customer specific rates.

5. SPECIAL ACCESS**5.7 Rates and Charges (Cont'd)****5.7.1 Voiceband Facilities****(A) Standard Arrangements**

	<u>Nonrecurring Charge</u>	<u>Monthly Rate</u>	
Special Transport Per Airline Mile:			
Two-Wire	-	\$353.30	(I)
Four-Wire.....	-	\$707.40	(I)
Special Access Line:			
Two-Wire	-	\$798.69	(I)
First Special Access	\$112.32		
Each Additional	\$56.16		
Four-Wire.....	-	\$1,358.34	(I)
First Special Access	\$112.32		
Each Additional	\$56.16		

5. SPECIAL ACCESS**5.7 Rates and Charges (Cont'd)****5.7.1 Voiceband Facilities (Cont'd)**

	<u>Nonrecurring Charge</u>	<u>Monthly Rate</u>
(B) <u>Optional Arrangements</u>		
Supplemental Features Per Special Access		
Multi-point Data Bridging:		
Initial	\$1,310.66	\$52.85
Subsequent	\$1,326.00	\$52.85
Voice Conferencing Bridging:		
Initial	\$1,282.05	\$40.11
Subsequent	\$1,297.39	\$40.11
Alarm Distribution Bridging Per Special Access:		
Common Equipment:		
Initial	\$384.07	\$15.15
Subsequent	\$399.41	\$15.15
Per Each Four 2-Wire Port:		
Initial	\$78.41	\$5.14
Subsequent	\$93.75	\$5.14

5. SPECIAL ACCESS**5.7 Rates and Charges (Cont'd)****5.7.1 Voiceband Facilities (Cont'd)****(B) Optional Arrangements (Cont'd)**

<u>Supplemental Features</u> <u>Conditioning Arrangements</u>	<u>Nonrecurring</u> <u>Charge</u>	<u>Monthly</u> <u>Rate</u>
Type C:		
Initial	\$135.47	\$17.05
Subsequent	\$150.81	\$17.05
Type DA:		
Initial	\$63.75	\$.40
Subsequent	\$79.09	\$.40
Signaling Arrangement		
Loop Signaling Range Extension:		
Initial	\$82.34	\$3.45
Subsequent	\$97.68	\$3.45
Loop or E&M to SF:		
Initial	\$198.14	\$14.95
Subsequent	\$213.48	\$14.95
E&M to DX:		
Initial	\$185.83	\$4.91
Subsequent	\$201.17	\$4.91
E&M to Loop		
Initial	\$199.17	\$5.70
Subsequent	\$214.51	\$5.70
Loop or E&M to PCM:		
Initial	\$107.02	\$7.80
Subsequent	\$122.36	\$7.80
Automatic Ringdown Signaling:		
Initial	\$104.15	\$5.34
Subsequent	\$119.49	\$5.34
Echo Control-Echo Suppression:		
Initial	\$96.51	\$8.92
Subsequent	\$111.85	\$8.92
Echo Control-Echo Canceller:		
Initial	\$96.51	\$17.86
Subsequent	\$111.85	\$17.86

5. SPECIAL ACCESS**5.7 Rates and Charges (Cont'd)****5.7.1 Voiceband Facilities (Cont'd)****(B) Optional Arrangements (Cont'd)**

	<u>Nonrecurring Charge</u>	<u>Monthly Rate</u>
Voiceband Facility Switching Arrangement:		
Initial	\$96.51	\$2.69
Subsequent	\$111.85	\$2.69
Dataphone Select-A-Station Bridging Common Equipment:		
Addressable		
Initial	\$1,142.24	\$127.51
Subsequent	\$1,157.58	\$127.51
Sequential		
Initial	\$1,767.34	\$108.69
Subsequent	\$1,782.68	\$108.69
Each Four-Wire Port Connected		
Initial	\$56.95	\$9.53
Subsequent	\$72.29	\$9.53
Each Four Two-Wire Port Connected		
Initial	\$56.95	\$7.79
Subsequent	\$72.29	\$7.79

5. SPECIAL ACCESS

5.7 Rates and Charges (Cont'd)

5.7.2 Digital Data Service Facilities

	Nonrecurring Charge	Monthly Rate	
(A) <u>Standard Arrangements</u>			
Special Transport Per Airline Mile – Two-Wire	-	\$2,535.53	(I)
Special Access Line ..	-	\$638.95	(I)
First Special Access ..	\$112.32		
Each Additional	\$56.16		

(B) DDS Optional Payment Plan

SPECIAL ACCESS LINE			
All Speeds	2.4, 4.8, 9.6, 19.2 Kbps		
Nonrecurring Charge	Monthly Rates		
<u>NRC</u>	<u>1 Year MRC</u>	<u>3 Year MRC</u>	<u>5 Year MRC</u>
\$0.00	\$160.51	\$138.33	\$133.39
	56, 64 Kbps		
\$0.00	\$163.00	\$138.33	\$137.84

	Nonrecurring <u>Charge</u>	Monthly <u>Rate</u>
(C) <u>Optional Arrangements</u>		
Supplemental Features Per Special Access		
DDS Bridging:		
Initial	(1)	(1)
Subsequent	(1)	(1)

(1) Rates and Charges will be on an Individual Case Basis (ICB).

5. SPECIAL ACCESS**5.7 Rates and Charges (Cont'd)****5.7.3 Multiplexing Arrangements**

	<u>Nonrecurring Charge</u>	<u>Monthly Rate</u>
(A) DS1 to Voice	\$6,882.05	\$226.25
(B) DS3 to DS1	\$450.00	\$563.50
(C) Digital Data Carrier Multiplexer:		
Common Equipment	\$571.12	\$79.91
Subsequent	\$586.46	
Each 64 KBPS Port Equipped		
Initial	\$571.12	\$17.33
Subsequent	\$586.46	
(D) Digital Data Subrate Multiplexer:		
One 64 KBPS to twenty 2.4 KBPS		
Initial	\$571.12	\$119.59
Subsequent	\$586.46	
One 64 KBPS to ten 4.8 KBPS		
Initial	\$571.12	\$92.48
Subsequent	\$586.46	
One 64 KBPS to five 9.6 KBPS		
Initial	\$571.12	\$64.94
Subsequent	\$586.46	
(E) Digital Data Office Channel Unit:		
2.4 KBPS		
Initial	\$571.12	\$22.26
Subsequent	\$586.46	
4.8 KBPS		
Initial	\$571.12	\$22.26
Subsequent	\$586.46	
9.6 KBPS		
Initial	\$571.12	\$22.26
Subsequent	\$586.46	
56 KBPS		
Initial	\$571.12	\$22.26
Subsequent	\$586.46	

5. SPECIAL ACCESS**5.7 Rates and Charges (Cont'd)****5.7.4 High Capacity DS1 (1.544 MBPS) Facilities**

	<u>Nonrecurring Charge</u>	<u>Monthly Rate</u>	
(A) <u>Standard Arrangements</u>			
<u>Special Access Line</u>			
First System	\$900.00	\$7,060.50	(l)
Public Service ⁽¹⁾	-0-	\$291.30	
Each Additional System	\$130.00	\$264.83	
Public Service ⁽¹⁾	-0-	\$291.30	
<u>Special Transport Termination</u>			
	-	\$758.08	
Public Service ⁽¹⁾		\$633.42	(l)
<u>Special Transport</u>			
per Airline Mile	-	\$378.65	
Public Service ⁽¹⁾		-0-	
(B) <u>Optional Arrangements</u>			
<u>Automatic Protection Switching</u>			
Initial	\$1,142.24	\$79.01	
Subsequent	\$1,157.58	\$79.01	
<u>MetroLAN - Special Transport Per DS1 Per LAN Traversed</u>			
<u>Monthly Rate</u>	<u>One Year Monthly Rate</u>	<u>Three Year Monthly Rate</u>	<u>Five Year Monthly Rate</u>
\$86.25	\$80.50	\$69.00	\$63.25
(C) <u>DS1 Optional Payment Plan</u>			
<u>"First System" DS1 Special Access Line</u>			
<u>One Year Monthly Rate</u>	<u>Three Year Monthly Rate</u>	<u>Five Year Monthly Rate</u>	
\$1,123.11	\$5,832.37	\$4,422.25	(l)

⁽¹⁾ See Section 2.8 for customers qualifying for Public Service rates.

5. SPECIAL ACCESS**5.7 Rates and Charges (Cont'd)****5.7.4 High Capacity DS1 (1.544 MBPS) Facilities (Cont'd)**

	<u>Nonrecurring Charge</u>	<u>Monthly Rate</u>	
(D) DS1 for Public Service Jointly Provided with Southwestern Bell with meet-point circuits provisioned for end-to-end service. (Southwestern Bell rates are included):			
Without Clear Channel Capability	-	\$1,047.16	(l)
With Clear Channel Capability	-	\$1,149.84	(l)

5. SPECIAL ACCESS**5.7 Rates and Charges (Cont'd)****5.7.5 High Capacity Digital DS3 (44.736 Mbps) Facilities - Three System****(A) Protected DS3 - Electrical Interface**

<u>Nonrecurring Charge</u>	<u>One Year Monthly Rate</u>	<u>Three Year Monthly Rate</u>	<u>Five Year Monthly Rate</u>	<u>Seven Year Monthly Rate</u>
--------------------------------	--------------------------------------	--	---------------------------------------	--

First Special Access Line

\$2,500.00	\$4,370.00	\$3,105.00	\$2,760.00	\$2,587.50
------------	------------	------------	------------	------------

Each Additional Special Access Line - Maximum of 2

\$400.00	\$287.50	\$172.50	\$149.50	\$143.75
----------	----------	----------	----------	----------

Protected DS3 - Optical Interface**First Special Access Line**

\$1,875.00	\$3,277.50	\$2,328.75	\$2,070.00	\$2,070.00
------------	------------	------------	------------	------------

Each Additional Special Access Line - Maximum of 2

\$300.00	\$218.50	\$132.25	\$115.00	\$103.50
----------	----------	----------	----------	----------

(B) Unprotected DS3 - Electrical Interface

<u>Nonrecurring Charge</u>	<u>One Year Monthly Rate</u>	<u>Three Year Monthly Rate</u>	<u>Five Year Monthly Rate</u>	<u>Seven Year Monthly Rate</u>
--------------------------------	--------------------------------------	--	---------------------------------------	--

First Special Access Line

\$2,500.00	\$4,370.00	\$3,105.00	\$2,760.00	\$2,587.50
------------	------------	------------	------------	------------

Each Additional Special Access Line - Maximum of 2

\$400.00	\$287.50	\$172.50	\$149.50	\$143.75
----------	----------	----------	----------	----------

5. SPECIAL ACCESS**5.7 Rates and Charges (Cont'd)****5.7.6 High Capacity Digital DS3 (44.736 Mbps) Facilities - Unlimited System****(A) Protected DS3 - Electrical Interface**

<u>Nonrecurring Charge</u>	<u>One Year Monthly Rate</u>	<u>Three Year Monthly Rate</u>	<u>Five Year Monthly Rate</u>	<u>Seven Year Monthly Rate</u>
--------------------------------	--------------------------------------	--	---------------------------------------	--

First Special Access Line

\$4,500.00	\$7,935.00	\$5,865.00	\$5,290.00	\$4,715.00
------------	------------	------------	------------	------------

Each Additional Special Access Line

\$90.00	\$287.50	\$172.50	\$149.50	\$143.75
---------	----------	----------	----------	----------

Protected DS3 - Optical Interface**First Special Access Line**

\$3,375.00	\$5,951.25	\$4,398.75	\$3,967.50	\$3,536.25
------------	------------	------------	------------	------------

Each Additional Special Access Line

\$68.00	\$218.50	\$132.25	\$115.00	\$103.50
---------	----------	----------	----------	----------

(B) Unprotected DS3 - Electrical Interface

<u>Nonrecurring Charge</u>	<u>One Year Monthly Rate</u>	<u>Three Year Monthly Rate</u>	<u>Five Year Monthly Rate</u>	<u>Seven Year Monthly Rate</u>
--------------------------------	--------------------------------------	--	---------------------------------------	--

First Special Access Line

\$4,500.00	\$7,935.00	\$5,865.00	\$5,290.00	\$4,715.00
------------	------------	------------	------------	------------

Each Additional Special Access Line

\$90.00	\$287.50	\$172.50	\$149.50	\$143.75
---------	----------	----------	----------	----------

5. SPECIAL ACCESS**5.7 Rates and Charges (Cont'd)****5.7.7 High Capacity Digital DS3 (44.736 Mbps) Facilities - Individual System****(A) Protected DS3 Individual - Electrical Interface**

<u>Each Special Access Line</u>					
<u>Nonrecurring Charge</u>	<u>One Year Monthly Rate</u>	<u>Three Year Monthly Rate</u>	<u>Five Year Monthly Rate</u>	<u>Seven Year Monthly Rate</u>	
\$900.00	\$2,282.44	\$805.00	\$747.50	\$701.50	(I)

Protected DS3 Individual - Optical Interface

<u>Each Special Access Line</u>				
<u>Nonrecurring Charge</u>	<u>One Year Monthly Rate</u>	<u>Three Year Monthly Rate</u>	<u>Five Year Monthly Rate</u>	<u>Seven Year Monthly Rate</u>
\$675.00	\$776.25	\$603.75	\$560.63	\$526.13

(B) Unprotected DS3 Individual - Electrical Interface ⁽¹⁾

<u>Each Special Access Line</u>				
<u>Nonrecurring Charge</u>	<u>One Year Monthly Rate</u>	<u>Three Year Monthly Rate</u>	<u>Five Year Monthly Rate</u>	<u>Seven Year Monthly Rate</u>
\$900.00	\$1,035.00	\$805.00	\$747.50	\$701.50

⁽¹⁾ All unprotected DS3 SALs will be converted to protected DS3 SALs by July 1, 1994.

5. SPECIAL ACCESS**5.7 Rates and Charges (Cont'd)****5.7.8 High Capacity Digital DS3 (44.736 Mbps) Facilities - Group Systems****(A) Protected DS3 x 12 - Electrical Interface**

<u>Nonrecurring Charge</u>	<u>One Year Monthly Rate</u>	<u>Three Year Monthly Rate</u>	<u>Five Year Monthly Rate</u>	<u>Seven Year Monthly Rate</u>
----------------------------	------------------------------	--------------------------------	-------------------------------	--------------------------------

Each Special Access Line

\$7,000.00	\$11,385.00	\$8,050.00	\$6,095.00	\$5,175.00
------------	-------------	------------	------------	------------

Protected DS3 x 12 - Optical Interface**Each Special Access Line**

\$5,250.00	\$8,538.75	\$6,037.50	\$4,571.25	\$3,881.25
------------	------------	------------	------------	------------

(B) Protected DS3 x 24 - Electrical Interface

<u>Nonrecurring Charge</u>	<u>One Year Monthly Rate</u>	<u>Three Year Monthly Rate</u>	<u>Five Year Monthly Rate</u>	<u>Seven Year Monthly Rate</u>
----------------------------	------------------------------	--------------------------------	-------------------------------	--------------------------------

Each Special Access Line

\$12,000.00	\$19,550.00	\$13,800.00	\$10,350.00	\$8,970.00
-------------	-------------	-------------	-------------	------------

Protected DS3 x 24 - Optical Interface**Each Special Access Line**

\$9,000.00	\$14,662.50	\$10,350.00	\$7,762.50	\$6,727.50
------------	-------------	-------------	------------	------------

5. SPECIAL ACCESS**5.7 Rates and Charges (Cont'd)****5.7.9 High Capacity Digital DS3 (44.738 Mbps) Facilities - Special Transport****(A) DS3 Transport Terminations**

3 System, Unlimited System, Individual Transport Per Termination <u>Monthly Rate</u>	12 Group System Transport Per Termination <u>Monthly Rate</u>	24 Group System Transport Per Termination <u>Monthly Rate</u>
\$345.00	\$2,875.00	\$5,175.00

(B) DS3 Special Transport Facilities

3 System, Unlimited System, Individual Transport Per Termination <u>Monthly Rate</u>	12 Group System Transport Per Termination <u>Monthly Rate</u>	24 Group System Transport Per Termination <u>Monthly Rate</u>
\$ 69.00	\$247.25	\$345.00

5.7.10 High Capacity Digital DS3 (44.736 Mbps) Facilities**DS3 Multiplexer Cross Connect Arrangement, Per Arrangement****Nonrecurring Charge**

\$65.00

5.7.11 Wideband Service**Nonrecurring Charge**

\$2,890.42

5. SPECIAL ACCESS**5.8 Miscellaneous Special Access Services****5.8.1 Clear Channel Capability****(A) Description of Service**

An arrangement that allows the customer to transport 1.536 Mbps of information through a DS1 with no constraint on the quantity or sequence of one (mark) and zero (space) bits utilizing the Bipolar with Eight Zero Substitution (B8ZS) method of providing bit sequence independence. This arrangement is capable of transporting DS1 signals which utilize Superframe or Extended Superframe Format (ESF) as defined by the American National Standards Institute (ANSI) T1.107-1988 standard. The installation interval for Clear Channel Capability may exceed standard intervals where equipment in the central office is not readily available. The charges apply on a per SAL basis. Clear Channel Capability for DS1 is provided under Section 11 to the Federal Government.

This arrangement requires the customer signal at the channel interface to conform to the B8ZS method of providing bit sequence independence, as described in ANSI T1.102-1987 and Section 6103 of the GTE Technical Interface Reference Manual.

(B) Rates

	<u>Nonrecurring Charge</u>	<u>Monthly Rate</u>	
Clear Channel Capability, per SAL	\$90.00	\$513.53	(I)
Public Service Rates, per SAL	\$67.50	\$18.00	

5.9 Special Access Cross Connect for EIS**(A) Rates and Charges****Per DSO, DS1 or DS3 Connection**

<u>DSO Monthly Rate</u>	<u>DS1 Monthly Rate</u>	<u>DS3 Monthly Rate</u>
\$.89	\$3.17	\$28.00

6. MISCELLANEOUS SERVICES

6.1 General

Miscellaneous Services available to the customer include the following:

- (A) Additional Labor (i.e., Overtime Installation, Overtime Repair, Additional Installation Testing, Standby, Testing and Maintenance with Other Telephone Companies)
- (B) Maintenance of Service
- (C) Additional Testing
- (D) Telecommunications Service Priority (TSP) System
- (E) Balloting and Allocation Process for Equal Access
- (F) End User Lists

6.2 Additional Labor

Additional labor is that requested by the customer on a given FSA and agreed to by the Telephone Company as set forth in (A) through (E) following. The Telephone Company will notify the customer that Additional Labor charges as set forth in G) following will apply before any Additional Labor is undertaken. Additional labor will also apply if the requirement for the additional labor is the fault of the customer or parties on whose behalf it acts.

(A) Overtime Installation

Overtime installation is that Telephone Company installation effort outside of the business day. Overtime rates will apply anytime outside the business day and all day Saturday. Premium time rates will apply all day Sunday and on all Telephone Company approved holidays.

(B) Overtime Repair

Overtime repair is Telephone Company repair which could have been performed during the normal business day, but that is delayed at the specific request of the customer to a later time period which is outside the normal business day or to a weekend day or holiday. The request will result in the application of overtime rates anytime outside the business day and all day Saturday. Premium time rates will apply on Sunday and Telephone Company approved holidays. These rates, as set forth in Section 6.2 following, will only apply when there is a delay of repair at the request of the customer to the time periods stated above.

(C) Additional Installation Testing

Additional installation testing is that testing performed by the Telephone Company at the time of installation which is in addition to normal pre-service acceptance testing.

6. MISCELLANEOUS SERVICES**6.2 Additional Labor** (Cont'd)**(D) Standby**

Standby includes all time in excess of one-half (1/2) hour during which Telephone Company personnel are available on standby to make coordinated tests on a given FSA. The standby charge applies only when Telephone Company personnel must wait more than 30 minutes beyond a prearranged, mutually agreed upon appointment time. Standby charges will cease when testing begins, or when Telephone Company personnel are released from the standby requirement, or if testing is rescheduled for a later date or time. Charges will not be applicable if Telephone Company personnel cause the delay.

(E) Testing and Maintenance with Other Telephone Companies

Additional testing, maintenance or repair of facilities which connect to facilities of other telephone companies, which is in addition to normal effort required to test, maintain or repair facilities provided solely by the Telephone Company.

(F) Charges for Additional Labor

	<u>Rate</u>
Basic Time, Business Day Per Technician:	
First Half Hour or Fraction <u>Thereof</u>	\$31.43
Each Additional Half Hour or <u>Fraction Thereof</u>	\$16.09
Overtime, Outside the Business Day Per Technician *:	
First Half Hour or Fraction <u>Thereof</u>	\$34.49
Each Additional Half Hour or <u>Fraction Thereof</u>	\$19.15
Premium Time, Outside the Business Day Per Technician *:	
First Half Hour or Fraction <u>Thereof</u>	\$40.61
Each Additional Half Hour or <u>Fraction Thereof</u>	\$25.27

(*) A callout of a Telephone Company employee at a time not consecutive with the business day is subject to a minimum charge of four hours.

6. MISCELLANEOUS SERVICES**6.3 Maintenance of Service Charge**

- (A) When a customer reports trouble to the Telephone Company for clearance, the customer shall be responsible for payment of a Maintenance of Service Charge when Telephone Company personnel are dispatched to the customer's premises and no trouble is found in the Telephone Company's facilities. Failure of Telephone Company personnel to find trouble in Telephone Company facilities will result in no charge if the trouble is actually in those facilities, but not discovered at the time.

In this case, or in (B) following, no credit allowance will be applicable for the interruption involved, unless the trouble is found in the Telephone Company's facilities.

- (B) The customer shall be responsible for payment of a Maintenance of Service Charge when the Telephone Company dispatches personnel to the customer's premises and the trouble is in equipment or communications systems provided by other than the Telephone Company or in detariffed CPE provided by the Telephone Company.
- (C) The Maintenance of Service Charge time period will begin when Telephone Company personnel are dispatched. This will only include the actual time required to reach the customer's premises and perform an investigation. The time period will end when the investigation is finished. The labor charge as set forth in 6.2(G) preceding will apply to Maintenance of Service at the appropriate Basic Overtime or Premium rate. These charges apply whether the trouble is in the equipment of communications systems provided by other than the Telephone Company, or in detariffed CPE provided by the Telephone Company.

6.4 End User Equal Access

An arrangement whereby:

- An end user may select an IC or local exchange carrier (LEC) to place intrastate, intraLATA MTS/MTS-type calls without the dialing of a 101XXXX access code. This IC or LEC is referred to as the end user's intraLATA primary interexchange carrier (IPIC).

End User Equal Access for interLATA MTS/MTS-type calls is governed by the Company's federal access tariff, Tariff FCC No. 14.

End User Equal Access also applies to agents of public or semi-public pay telephone service whereby the agent may select or be allocated to an IC to place intrastate, intraLATA MTS/MTS-type calls without dialing the 101XXXX access code.

6. MISCELLANEOUS SERVICES**6.4 End User Equal Access** (Cont'd)**6.4.1 Interexchange Carrier Customer Lists**

The Telephone Company will accept IC and LEC customer lists identifying end users and agents who have made individual arrangements with the IC or LEC to designate the IC or LEC as their primary long distance carrier. The list should be in the form of a paper printout.

6.4.2 End User Choice Discrepancy

An IC or LEC is required to certify at the time it submits end user lists to the Telephone Company that it has on file signed letters of agency or confirmations of choice from the end user. The IC or LEC is not required to submit letters of agency when submitting end user lists to the Telephone Company but should maintain the confirmations or letters on file for use in dispute resolution. The IC or LEC should request written confirmation of choice from its customers no later than the date of submission of its first bill to the customer.

When an end user indicates more than one IPIC per line, the Telephone Company will contact the end user for clarification.

When the Telephone Company identifies a conflict between an IC or LEC list, or between lists submitted by two or more ICs and/or LECs, the Telephone Company will notify, within 10 days, all affected ICs and LECs via a conflict report. Those ICs and LECs not involved in any conflicts will receive a zero-conflict report from the Telephone Company.

6.4.3 Pay Telephones - IntraLATA Equal Access

Subject to the negotiation process between the payphone location provider and the Company, the payphone location provider, or his agent, may select an IC or LEC to place intrastate, intraLATA MTS/MTS-type calls without the dialing of a 101XXXX access code. This IC or LEC is referred to as the payphone's IntraLATA Primary Interexchange Carrier (IPIC). All 1+ and 0+ intrastate, intraLATA calls will be routed to the IPIC.

6. MISCELLANEOUS SERVICES**6.4 End User Equal Access (Cont'd)****6.4.4 IPIC Charge Application**

In end offices converted to Equal Access new end users, end user agents and resellers of Pay Telephones and multi-party end users who upgrade to individual lines must presubscribe to the IPIC of their choice at the time an order is placed for service. The IPIC may be an IC or LEC (the Telephone Company or another LEC). Upon the end user, end user agent's or reseller's selection of the IPIC, at the time of placing an order, a confirmation notice will be sent identifying the IC selected as the IC or LEC selected as the IPIC. From the date of the confirmation notice, he will have 90 days to change his presubscription selection without a charge. If an IPIC is not chosen at the time the order for service is submitted, the end user, end user agent or reseller will be sent a confirmation notice which contains a list of ICs and LECs providing intraLATA service and will be informed that they have 90 days to contact the IC and/or LEC of their choice or the Telephone Company to apply for the IPIC arrangement. If notice is received by the Telephone Company within 90 days of the in-service date for local service or upgrade, no charge will be billed to the end user, end user agent or reseller. If notice is received after 90 days, the end user, end user agent or reseller will be billed a nonrecurring charge for the IPIC). Until the end user, end user agent or reseller receives service from the selected carrier, he may access the carrier of his choice by dialing the appropriate 101XXXX carrier identification code.

The Telephone Company will make post conversion changes in the end user's or agent's IPIC assignment pursuant to an IC or LEC provided list of customers. Should an end user dispute authorization of the change within two years of the IPIC assignment, the Telephone Company will place the end user on the previous carrier network where possible and the carrier will be billed accordingly.

6. MISCELLANEOUS SERVICES**6.4 End User Equal Access** (Cont'd)**6.4.5 Unauthorized Primary IntraLATA Carrier (IPIC) Restoral Change**

An Unauthorized IPIC Change is a change in the preferred IPIC IC that the end user or Pay Telephone Service Provider denies authorizing.

If an end user or Pay Telephone Service Provider denies requesting a change in IPIC IC as submitted by the alleged unauthorized IC, the alleged unauthorized IC will be assessed the IPIC Charge for:

- Changing the end user or Pay Telephone Service Provider to the disputed IC, and
- Placing the end user or Pay Telephone Service Provider on their previous IC network or the IC network of their choice.

In accordance with the Federal Communications Commission's Slamming Liability Rules in CC Docket 94-129, if an alleged unauthorized carrier is ultimately exonerated of liability, the alleged unauthorized IC is entitled to receive full payment from the end user or Pay Telephone Service Provider for all services provided. In such situations, any IPIC Charges assessed against the alleged unauthorized IC by the Telephone Company are subject to rebilling to the end user or Pay Telephone Service Provider by the alleged unauthorized IC.

6.4.6 Multi-party End Users

Multi-party end users may access the carrier of their choice by dialing the appropriate 101XXXX carrier identification code. In certain suitably equipped end offices, two-party customers may subscribe to the carrier of their choice.

6.4.7 Liability of the Telephone Company

If through the fault of the Telephone Company, the end user is not subscribed to its chosen IPIC, the nonrecurring charges in 6.5 do not apply to reassign the end user to his chosen IPIC.

6. MISCELLANEOUS SERVICES**6.4 End User Equal Access (Cont'd)****6.4.8 Carrier Desired Due Date (ICDDD) for IPIC Installation**

An IC or LEC may request a desired due date for IPIC installation for a specific, single end user acting on behalf of an end user post equal access conversion. This ICDDD is a mutually agreed upon negotiated due date, determined to be between 3 and 45 business days from the date of receipt of the order. The carrier must coordinate the ICDDD with the Telephone Company prior to sending in the first order.

The ICDDD does not apply to routine lists provided by the carrier. The Nonrecurring Charge for IPIC as found in 6.5, applies to each line converted to the carrier requesting ICDDD. This charge will be billed to the carrier's end user customer.

6.4.9 Rates and Charges**(A) Nonrecurring Charge for Primary
IntraLATA Carrier (IPIC)**

The nonrecurring charge for
IPIC is as follows:

Per Telephone Company
Local Service Line or Trunk

Nonrecurring
Charge

\$4.48

6. MISCELLANEOUS SERVICES**6.5 Additional Testing**

The Telephone Company will perform acceptance testing as specified in 4.2.6 and 5.1.5 to ensure that FSA ordered by the customer are functioning properly prior to turning over such FSA to the customer. In addition, the Telephone Company will perform ongoing tests as specified in 4.2.1 and 4.2.2 to assure the continued satisfactory performance of Switched Access Services ordered by the customer.

Testing offered under this section of the Price Guide is in addition to those tests described above and will be provided when requested by the customer.

Testing is provided by Telephone Company personnel at Telephone Company locations. However, provisions are made to allow a customer to request Telephone Company personnel to perform Testing at the customer designated location or end user premises. In addition, the Telephone Company will, at the request of the customer, perform additional Acceptance Testing.

Additional testing is provided on a scheduled or nonscheduled basis. Scheduled testing shall be performed on a predetermined time basis to allow for cost efficient utilization of Telephone Company and customer resources. Scheduled testing should be based on a one-year period. Nonscheduled tests are performed by the Telephone Company on a request-by-request basis, not in conjunction with any fixed schedule.

The offering of Testing under this section of the Price Guide is made subject to the availability of the necessary qualified personnel and test equipment at the various test locations mentioned in (A), (B), and (C) following:

(A) Switched Access Testing

Testing for Switched Access is comprised of (a) tests which are performed during the installation of Switched Access (i.e., acceptance tests) and (b) tests which are performed after acceptance of such Switched Access by a customer (i.e., in-service tests).

These tests are performed on a scheduled or nonscheduled basis, and may be conducted on an automatic, cooperative, or manual basis, as defined in (1), (2), (3), (4), and (5) following.

(1) Additional Cooperative Acceptance Testing

Additional Cooperative Acceptance Testing (ACAT) of Switched Access involves the Telephone Company provision of a technician at its office(s) and the customer provision of a technician at its CDL with suitable test equipment to perform the required tests.

Additional Cooperative Acceptance Testing may apply when the customer requests additional tests not specified in 4.2.6 preceding.

The labor charges as set forth in 6.2(F) will apply to Additional Cooperative Acceptance Testing at the appropriate Basic, Overtime, or Premium Rate.

6. MISCELLANEOUS SERVICES**6.5 Additional Testing (Cont'd)****(A) Switched Access Testing (Cont'd)****(2) Automatic Scheduled Testing**

Automatic Scheduled Testing (AST) of FGB, FGC, FGD, BSA-B, BSA-C and BSA-D is provided, where the customer provides remote office test lines and 105 test lines with associated responders or their functional equivalent. AST charges will apply when such testing is requested on a more frequent basis than is provided for in accordance with the Telephone Company's Central Office Maintenance Planning System (COMPS). The customer may specify a more frequent schedule of tests at least sixty days prior to the start of the customer prescribed schedule. Trunks from a Telephone Company digital switch, utilizing digital facilities, are excluded from mandatory routine testing. Rates will apply to additional AST.

The Telephone Company will provide a monthly AST report that lists the trunks within each Central Office access group that failed to meet established requirements. Trunk test failures requiring customer participation for trouble resolution will be provided to the customer on an as-occurs basis. A monthly report that lists the test results for each trunk tested will be provided to the customer.

The Telephone Company will provide, on a quarterly basis, an AST report that lists the test results and the number of trunks that passed or failed. Trunk test failures requiring customer participation for trouble resolution will be provided to the customer on an as-occurs basis.

(3) Additional Cooperative Scheduled Testing

Additional cooperative Scheduled Testing (ACST) of FGA, FGB, FGC, FGD, BSA-A, BSA-B, BSA-C and BSA-D occurs when the Telephone Company provides a technician at its office(s) and the customer provides a technician at its CDL, with suitable test equipment to perform the required tests. ACST charges will apply when loss/noise/balance testing or gain-slope testing is requested on a more frequent basis than is provided for in accordance with the Telephone Company's Central Office Maintenance Planning System (COMPS). ACST charges also apply when additional tests are requested for FGA, FGB, FGC, FGD, BSA-A, BSA-B, BSA-C and BSA-D that are not specified in 4.2.1 and 4.2.2. The customer may specify a more frequent schedule of tests sixty days prior to the start of the prescribed schedule. Rates will apply for additional ACST.

The Telephone Company will provide, on a quarterly basis, an ACST report that lists the test results and the number of trunks that passed or failed. Trunk test failures requiring customer participation for trouble resolution will be provided to the customer on an as-occurs basis.

6. MISCELLANEOUS SERVICES**6.5 Additional Testing (Cont'd)****(A) Switched Access Testing (Cont'd)****(4) Additional Manual Scheduled Testing**

Additional manual Scheduled Testing (AMST) of FGA, FGB, FGC, FGD, BSA-A, BSA-B, BSA-C or BSA-D occurs when the Telephone Company provides a technician at its office(s) and at the CDL. AMST charges will apply when loss/noise/balance testing or gain-slope testing is requested on a more frequent basis than is provided for in accordance with the Telephone Company's Central Office Maintenance Planning System (COMPS). AMST charges also apply when additional tests are requested for FGA, FGB, FGC, FGD, BSA-A, BSA-B, BSA-C or BSA-D that are not specified in 4.2.1 or 4.2.2. The customer may specify a more frequent schedule of tests sixty days prior to the start of the prescribed schedule. Rates will apply to additional AMST.

The Telephone Company will provide, on a quarterly basis, an AMST report that lists the test results and the number of trunks that passed or failed. Trunk test failures requiring customer participation for trouble resolution will be provided to the customer on an as-occurs basis.

(5) Nonscheduled Testing

Nonscheduled Testing (NST) will be performed "on demand" which result in the measurement of Switched Access. NST charges will apply only when testing is requested more frequently than is provided for in accordance with COMPS, or when a specific test is requested that is not normally performed. Tests for Switched Access which are normally performed are contained in 4.2.1 and 4.2.2. Nonscheduled Testing (NST) of Switched Access may consist of the following testing arrangements:

- the customer provides remote office test lines and 105 test lines with associated responders or their functional equivalent ("automatic testing"), or
- the Telephone Company provides a technician at its office(s) and the customer provides a technician at its CDL, with suitable test equipment to perform the required tests ("cooperative testing"), or
- The Telephone Company provides a technician at its office(s), at the customer's CDL or end user premises with suitable test equipment to perform the required tests ("manual testing").

Nonscheduled Tests may consist of any tests, which the customer may require. The rates as set forth following will apply to Nonscheduled Automatic Testing. The labor charges preceding will apply to Nonscheduled Cooperative and Manual FSA Testing at the appropriate Basic, Overtime, or Premium rate.

If nonscheduled tests are required and trouble is found in the Telephone Company facilities, charges for testing the Telephone Company facilities will not apply. If, however, trouble is found in the customer equipment, charges following and labor charges preceding are applicable.

6. MISCELLANEOUS SERVICES**6.5 Additional Testing (Cont'd)****(A) Switched Access Testing (Cont'd)****(6) Obligations of the Customer**

- (A) The customer shall provide the Remote Office Test Line priming data to the Telephone Company, as appropriate, to support AST preceding or NST as set forth preceding.
- (B) The customer shall make the facilities to be tested available to the Telephone Company at times mutually agreed upon.

(B) Special Access Testing

The Telephone Company will, at the request of the customer, provide assistance in performing specific tests requested by the customer; however, the Telephone Company will only perform maintenance testing for its facilities within the LATA.

(1) Additional Cooperative Acceptance Testing (ACAT)

When a customer provides a technician at its CDL or at the end user premises, with suitable test equipment to perform the required tests, the Telephone Company will provide a technician at its office for the purpose of conducting Additional Cooperative Acceptance Testing (ACAT). The labor charges preceding will apply to ACAT at the appropriate Basic, Overtime, or Premium rate.

Additional Cooperative Acceptance Testing charges will apply when the customer requests tests which are not required to meet the transmission performance parameters.

(2) Nonscheduled Testing (NST)

When a customer provides a technician at its CDL or at the end user premises, with suitable test equipment to perform the required tests, the Telephone Company will provide a technician at its office ("cooperative testing") the purpose of conducting Nonscheduled Testing (NST). Nonscheduled testing may consist of any test (e.g., loss, noise, slope, envelope delay, etc.) which the customer may request. If such testing indicates trouble in Telephone Company facilities, then the customer will not be charged. NST charges will apply if the trouble is in the facilities of the customer. At the customer's request, the Telephone Company will provide a technician at the CDL or at the end user premises ("manual testing"). The labor charges as set forth in 6.2 preceding will apply to Nonscheduled Testing at the appropriate Basic, Overtime, and Premium rate.

6. MISCELLANEOUS SERVICES**6.5 Additional Testing (Cont'd)****(B) Special Access Testing (Cont'd)****(3) Obligation of the Customer**

When the customer subscribes to Testing as set forth in this section, the customer shall make the facilities to be tested available to the Telephone Company at times mutually agreed upon.

(C) Rates and Charges**(1) Automatic Schedules Testing**

Monthly
Rate

Basic Offering to First Point of Switching,
per Transmission Path

\$.45

(2) Additional Cooperative Scheduled Testing

Basic Offering to First Point of Switching,
per Transmission Path

\$1.51

To First Point of Switching
per Transmission Path:
Gain-Slope

\$.64

(3) Additional Manual Scheduled Testing

Basic Offering to First Point of Switching,
per Transmission Path

\$3.02

To First Point of Switching,
per Transmission Path:
Gain-Slope

\$1.29

6. MISCELLANEOUS SERVICES**6.6 Telecommunications Service Priority (TSP) System****(A) Description of the Service**

The TSP System is a service that provides for the priority provisioning and/or restoration of National Security Emergency Preparedness (NSEP) telecommunications services. The TSP System applies only to NSEP services, includes both Switched and Special FSA and provides the Telephone Company with a guide to the sequence in which services are to be provisioned and/or restored.

All FSA that can be identified by a unique circuit identifier can be provisioned for NSEP service by the Telephone Company.

(B) Obtaining TSP System Service

The Executive Office of the President through the TSP Program Office, is empowered with the authority to receive, evaluate and process requests for NSEP services. The TSP Program Office makes the priority level assignments and issues the TSP authorization code reflecting the priority assignment associated with a request. The customer provides the TSP authorization code, in addition to all the other details necessary to complete the FSA order to the Telephone Company to obtain TSP System service.

The TSP authorization code, assigned on a per FSA order basis, consists of a 12-character field consisting of a nine-character control ID followed by a dash and a two-character field specifying the priority level assignment. Its structure is as follows:

TSPxxxxxn-yy

The "x"s represent a sequence of numbers unique to each TSP authorization code and the "n" is a one character alphanumeric check digit. The first "y" contains the provisioning priority level assignment, and the second "y" contains the restoration priority level assignment.

6. MISCELLANEOUS SERVICES**6.6 Telecommunications Service Priority (TSP) System** (Cont'd)**(C) Provisioning Priority**

If the customer requires service within a shorter time interval than the Telephone Company can provide, and the requested service qualifies for National Security Emergency Preparedness (NSEP), the customer may elect to invoke NSEP Treatment and obtain the appropriate provisioning priority assignment from the TSP Program Office.

Acceptable assignment code values are: E, 1, 2, 3, 4, 5 or 0.

The assignment of the value "E" denotes Emergency Provisioning and implies the service has the most critical provisioning requirements and the Telephone Company will respond accordingly. The Telephone Company will take immediate action to provide the requested service at the earliest possible date.

The assignment values of 1, 2, 3, 4 and 5 are treated as essential service priorities and the Company will adjust its available resources to meet the customer's requested due date. The value "0" implies no provisioning priority.

(D) Restoration Priority

A TSP authorization code for restoration priority classifies the service as being among the nation's most important NSEP telecommunications services. The Telephone Company will restore these services before services without restoration priority assignments in the order of priority assignments. Acceptable values are: 1, 2, 3, 4, 5 or 0 with the value "1" being the highest priority.

When the Telephone Company recognizes a TSP as being out of service, unusable or receives a trouble report, available resources will be dispatched to restore the service as quickly as practicable. A priority value of 1, 2 or 3 requires dispatch outside normal business hours if necessary to restore the service. A priority value of 4 or 5 only requires dispatch outside of normal business hours if the next business day is more than 24 hours away. If the value "0" has been assigned, then no restoration priority is applicable to this service.

The minimum period for service is one month.

6. MISCELLANEOUS SERVICES**6.6 Telecommunications Service Priority (TSP) System (Cont'd)****(E) Obligations of the Customer**

- (1) In all instances, the customer is responsible for obtaining the appropriate TSP authorization code and providing that code to the Telephone Company.
- (2) The TSP System service customer must also be the customer for the FSA with which TSP service is associated. Only the customer is allowed to order TSP System service.
- (3) All points of a multipoint service configuration must have the same restoration priority assignment and must satisfy the requirements of that assignment.
- (4) In obtaining TSP System service, the customer consents to the release of certain information by the Telephone Company to the federal government in order to maintain and administer the TSP System. Such information includes: the customer's name, telephone number and mailing address, the TSP authorization code and the circuit or service ID number associated with the National Security Emergency Preparedness (NSEP) service.
- (5) When a customer invokes NSEP Treatment, the Telephone Company will attempt to notify the customer of expected charges. However, the customer, when invoking NSEP Treatment, must recognize that quoting charges and obtaining permission beforehand may not be practicable. Therefore, the customer grants the Telephone Company the right to quote and bill charges after the provisioning of the service.
- (6) During certain emergencies, the customer may request TSP assignments verbally and the Telephone Company will accept such verbal notification. The customer must submit a written FSA order to the Telephone Company within two working days following the verbal request. If the written FSA order is not received within two working days, all applicable rates and charges accumulated to date to provision TSP System service, become immediately due and payable and the requested TSP priority is revoked.
- (7) The customer must request and justify revalidation of all priority level assignments at least every three years as required by the TSP Program Office.
- (8) Additionally, the NCS Manual 3-1-1, "Telecommunications Service Priority (TSP) System for National Security Emergency Preparedness (NSEP) Service User Manual", dated July 9, 1990 prescribes specific conditions which warrant NSEP Treatment and related procedures.

6. MISCELLANEOUS SERVICES**6.6 Telecommunications Service Priority (TSP) System (Cont'd)****(F) Obligations of the Telephone Company**

- (1) The Telephone Company will allocate resources to ensure best efforts to provide National Security Emergency Preparedness (NSEP) services by the time required.
- (2) The Telephone Company will work TSP System services in the order of their priority level assignments. The priority sequence is as follows:
 - Restore NSEP services assigned restoration priority 1
 - Provision Emergency (E) NSEP services
 - Restore NSEP services assigned restoration priority 2, 3, 4 or 5
 - Provision NSEP services assigned provisioning priority 1, 2, 3, 4 or 5.
- (3) The Telephone Company will work cooperatively with other providers of NSEP service when only a portion is provided by the Telephone Company to ensure "end-to-end" service.
- (4) Additionally, TSP System service will be provided in accordance with the guidelines set forth in NCS Handbook 3-1-2, "Telecommunications Service Priority (TSP) System for National Security Emergency Preparedness (NSEP) Service Vendor Handbook" dated July 9, 1990.

(G) Rates and Charges

The following rates and charges are in addition to all other rates and charges that may apply for services offered under this Price Guide which operate in conjunction with the TSP System.

(1) Establishment of TSP System Service

The establishment of TSP System service charge is a nonrecurring charge (NRC) which applies when an FSA is ordered with provisioning and/or restoration priority 4 or 5.

If both provisioning and restoration priority are ordered at the same time, only one NRC is applicable. The NRC is also applicable for orders changing priority levels.

There is no charge to remove a TSP assignment.

	<u>Nonrecurring Charge</u>
Per Circuit	\$14.50

6. MISCELLANEOUS SERVICES**6.6 Telecommunications Service Priority (TSP) System** (Cont'd)**(G) Rates and Charges** (Cont'd)**(2) Provisioning Priority**

There are two basic levels of priority provisioning, Emergency (provisioning priority "E") and Essential (provisioning priority 1, 2, 3, 4 or 5).

(a) Emergency Provisioning

The Telephone Company will take immediate action to provide the requested service at the earliest possible date. The rates and charges will apply as set forth in Section 10, Special Construction.

(b) Essential Provisioning

The Telephone Company will adjust its available resources to meet the customer's requested due date. The rates and charges will apply as set forth in Section 3.2.2.

(3) Restoration Priority

Restoration Priority is a monthly rate per circuit for the ongoing administration and maintenance of the TSP System. This monthly rate only applies when a restoration priority code of 4 or 5 is specified in position 12 of the authorization code.

	<u>Monthly Rate</u>
Per Circuit	\$4.90

6. MISCELLANEOUS SERVICES**6.7 Toll Blocking****6.7.1 Description**

At the request of a long distance carrier, toll blocking will be applied to an end user's line for nonpayment of toll.

Toll Blocking restricts any direct dialed calls (1+, 10+XXX, 011+), directory assistance (1+411, 1+555-1212, 1+NPA+555-1212), and any local or long distance zero (0+) or zero minus (0-) calls (see footnote 1). Calls to 800 (1+800+XXX-XXXX) service and to 911 will not be restricted.

- (1) If 911 service is not available in an exchange, 0- calls will be restricted to local operator assisted emergency calls.

6.7.2 Rates

	Nonrecurring <u>Charge</u>	Monthly <u>Rate</u>
Toll Blocking (1), per line/trunk	\$10.00	\$1.50

- 1) The minimum service period per request is one month.

7. SPECIALIZED FSA OR ARRANGEMENTS**7.1 General**

Specialized FSA or arrangements may be provided by the Telephone Company, at the request of a customer, on an Individual Case Basis (ICB) if such FSA or arrangements meet the following criteria:

- The requested FSA arrangements are not offered under other sections of this Price Guide.
- The facilities utilized to provide the requested FSA or arrangements are of a type normally used by the Telephone Company in furnishing its other services.
- The requested FSA or arrangements are provided within a Market Area.
- The requested FSA or arrangements are compatible with other Telephone Company services, facilities, and its engineering and maintenance practices.

This offering is subject to the availability of the necessary Telephone Company personnel and capital resources.

7.2 Rates and Charges

Notification will be made to the Public Utility Commission of Texas that Specialized FSA or Arrangements will be provided.

Rates and charges and additional regulations, if applicable, for Specialized FSA or Arrangements will be provided on an Individual Case Basis (ICB).

8. ANCILLARY AND MISCELLANEOUS SERVICES**8.1 ANCILLARY SERVICES****8.1.1 General**

Ancillary Services are available in the following categories:

Billing and Collection Services	Section
- Recording Service	8.1.2
- Message Billing Service	8.1.3
- Bill Processing and Collection Service	8.1.4
- Invoice Billing Service	8.1.5
- Private Line Billing Service	8.1.6
- Inquiry Service	8.1.7

For each of the Billing and Collection services listed, the following information is provided:

- (A) General Description
- (B) Undertaking of the Telephone Company
- (C) Liability of the Telephone Company
- (D) Obligations of the Customer
- (E) Payment Arrangements
- (F) Rate Regulations
- (G) Rates and Charges

Regulations, rates and charges as follows apply to Ancillary Services and shall not serve as a substitute for customer Price Guide offerings of services to end users. The provision of such Ancillary Services by the Telephone Company, as set forth following, does not constitute a joint undertaking with the customer for the furnishing of any service.

The Telephone Company's undertaking to provide Ancillary Services is made only in conjunction with intrastate services offered within its operating territory.

Only Call Recording Service and Message Processing Service are available to other local exchange companies under this section of the Price Guide.

The regulations, rates and charges contained herein are in addition to the applicable regulations, rates and charges specified in other sections of this Price Guide and in other Price Guides of the Telephone Company which are referenced herein.

8. ANCILLARY AND MISCELLANEOUS SERVICES**8.1 ANCILLARY SERVICES** (Cont'd)**8.1.2 Recording Service**

The Telephone Company will provide Recording Service in Telephone Company suitably equipped end offices or tandems. Recording Service is available with FGC, FGD or similar Feature Group offerings when used in the provision of MTS/WATS/800 services.

(A) General Description

- (1) Recording Service is the recording of the details of a customer messages and, when requested, the provision of the message details to the customer. Recording Service includes Call Recording Service, Assembly and Editing Service and Call Record Provision Service.
- (2) Call Recording Service is the entering on acceptable media the details of customer messages originated through Switched Access Service, or Switched Access-like Service for which answer and disconnect supervision has been received.
- (3) Assembly is the aggregation of recorded message details to create individual messages for rating. Editing is the process of verifying that the assembled message data is in accordance with the Telephone Company standard format and prescribed Exchange Message Interface (EMI) specifications.

The assembled and edited recorded message detail and/or end user data will be transmitted or received on acceptable media.

- (4) Call Record Provision Service is the transmission and receipt of rated and unrated message data. It also includes the transmission of end user data as a result of customer generated activity (i.e., transmitting end user data during conversion activities, etc.).

(B) Undertaking of the Telephone Company

- (1) When answer supervision is provided by the customer, the Telephone Company will record customer messages carried over Switched Access and Switched Access-like Services that are available to Telephone Company provided recording equipment.

The Telephone Company will provide Call Recording Service for FGA only in connection with the offering of FX service. FX calls will be recorded only in those locations where the Telephone Company has the required measurement equipment.

- (2) Assembly and Editing Service will be performed on all recorded customer messages, except when the customer orders Message Processing and/or Message Bill Processing as set forth in 8.1.3.

8. ANCILLARY AND MISCELLANEOUS SERVICES**8.1 ANCILLARY SERVICES** (Cont'd)**8.1.2 Recording Service** (Cont'd)**(B) Undertaking of the Telephone Company** (Cont'd)

- (3) A standard format for the provision of the recorded message detail will be established by the Telephone Company. The Telephone Company will provide to the customer the precise details of the format. If, during the course of Telephone Company business, it is necessary to change the format, the Telephone Company will provide notification to the customer six months in advance of the change.
- (4) The Telephone Company will provide the customer, upon request, the recorded message detail, as agreed to by both parties, for each completed intrastate message generated by end users gaining access to the customer from the Access Area.
- (5) The Telephone Company may purchase Call Recording Service from another telephone company. Another telephone company or entity may purchase Call Recording Service from the Telephone Company.

(C) Liability of the Telephone Company

Notwithstanding Section 2.1.3 preceding, the Telephone Company liability for Recording Service is as follows:

- (1) When the customer subscribes to Call Recording Service and customer message detail is not available because the Telephone Company incurred recording system outages, the Telephone Company will estimate the volume of lost customer messages and associated revenue based on previously known values determined from historical data. In such events, the extent of the Telephone Company's liability for damages shall be limited to the granting of a corresponding credit adjustment on the customer's bill representing the amount due the customer for the unbilled revenue.
- (2) When the Telephone Company is notified that, due to its error or omission, incomplete data has been provided to a customer, the Telephone Company will make every reasonable effort to locate and/or recover the data and provide it electronically to the customer at no additional charge. Such request to recover the data must be made within 30 days from the date the details were initially made available to the customer. If the data cannot be recovered, the extent of the Telephone Company's liability for damages shall be limited as set forth in the preceding paragraph.

8. ANCILLARY AND MISCELLANEOUS SERVICES**8.1 ANCILLARY SERVICES** (Cont'd)**8.1.2 Recording Service** (Cont'd)**(D) Obligations of the Customer**

- (1) The customer shall order Call Recording Service at least one month prior to the date when the customer message detail is recorded. A customer may cancel Call Recording Service on any date prior to the start of the next month's service. If written notice is not received from the customer, or from the telephone company that ordered Call Recording Service prior to the start of the following month's service, the Telephone Company shall assume the service is to be extended another month (30 days).
- (2) The customer shall furnish the Telephone Company an estimate of the number of messages to be recorded. When Call Recording Service is provided from an end office switch, the estimate of the number of messages to be recorded shall be provided by end office. When Call Recording Service is provided from an access tandem, the estimate of the number of messages to be recorded shall be provided by access tandem. The estimated number of messages shall be provided by year.
- (3) The equipment at the customer's location shall provide such signals as may be required for the proper operation of the Telephone Company's automatic call recording equipment used to perform this function.

(E) Payment Arrangements**(1) Payment**

- (a) Under no conditions does payment of any charges under this Price Guide provide a customer with any interest in or ownership of the recording system or data processing programs or systems established by the Telephone Company to provide Recording Service. Such programs and systems are proprietary to the Telephone Company.
- (b) When the Telephone Company purchases Recording Services from another telephone company or entity for a customer, the Call Recording rate will apply.
- (c) If the customer fails to comply with the provisions of this Price Guide, including any payments to be made by it on the dates or at the times herein specified, and fails within thirty (30) days after written notice via certified mail from the Telephone Company to an officer of the customer requesting payment for such compliance, the Telephone Company may in accordance with Public Utility Commission of Texas Substantive Rule 23.46, discontinue the provision of the Ancillary Service. In case of such discontinuance, all applicable charges shall immediately become due.

8. ANCILLARY AND MISCELLANEOUS SERVICES**8.1 ANCILLARY SERVICES** (Cont'd)**8.1.2 Recording Service** (Cont'd)**(E) Payment Arrangements** (Cont'd)**(1) Payment** (Cont'd)

- (d) If the customer repeatedly fails to comply with the provisions of this Price Guide in connection with the provision of Ancillary Services and fails to correct such course of action after notice as set forth in (c) preceding, the Telephone Company may refuse applications for additional Ancillary Services pursuant to Public Utility Commission of Texas Substantive Rules 23.42.

(2) Minimum Period and Minimum Monthly Charge

- (a) The minimum period for which Call Recording Service is provided and for which charges apply is one month (30 days). A customer may cancel Call Recording Service on any date prior to the start of the next month's service.
- (b) The minimum monthly charge for Call Recording Service is the charge for customer messages recorded. If Call Recording Service is cancelled or discontinued prior to the end of the period ordered, the minimum monthly charge will be the charge for all customer messages recorded for a 30 day period. The Telephone Company will use the most recent 30 day period for which data is available to determine the minimum monthly charge. The customer will only be billed for the adjusted amount due, if payment has been received for any portion of the discontinued service.

(3) Cancellation of Order

- (a) A customer may cancel an Order for Recording Service on any date prior to the start of the next month's service. The cancellation date is the date the Telephone Company receives written or verbal notice from the customer that the Order is to be cancelled. The verbal notice must be followed by written confirmation within 10 days. The service date for Recording Service is the date the customer requests the recording to start.

8. ANCILLARY AND MISCELLANEOUS SERVICES**8.1 ANCILLARY SERVICES (Cont'd)****8.1.2 Recording Service (Cont'd)****(F) Rate Regulations**

- (1) The Call Recording Service rate applies for each completed message recorded.
- (2) The Assembly and Editing rate apply for each message processed, except when the customer orders Message Processing Service. If Assembly and Editing is ordered in conjunction with Call Recording, the per message rate for Assembly and Editing and Call Record Provision will apply.
- (3) When message detail is transmitted to or received from the customer, another telephone company, or billing entity, a Call Record Provision Charge will apply. For this purpose, a record is a logical grouping of information as described in the program that processes the information and loads the data file. The rate, as specified in 8.1.2(G)(1), applies per record transmitted or received. The Telephone Company will determine the charge based on its count of the records transmitted or received.

(G) Rates and Charges**(1) Recording Service**

	<u>Rate</u>
MTS/WATS/800 Services Call Recording, per message	.0150
Assembly and editing, per message	.0075
Call Record Provision, per message record Transmitted or Received	
Via Direct Interface	.002

8. ANCILLARY AND MISCELLANEOUS SERVICES**8.1 ANCILLARY SERVICES (Cont'd)****8.1.3 Message Billing Service**

Message Billing Service consists of Message Processing, Message Bill Processing and Bill Rendering Services. Associated offerings include: Record Keeping, Message Investigation Service, Exchange Carrier Memorandum (EC Memo), Service Order Changes and Program Development.

(A) General Description

- (1) Message Processing Service is the transformation of recorded customer message details into rated messages. Message Processing service includes the following:

Assembly of message detail is the arranging of customer's recorded message details in a format required for subsequent processing.

Editing of message detail is the examining of individual message detail and identifying the messages with errors or the messages which require further examination.

Rating of messages is the calculating of charges for messages based on the customer's schedule of charges and the message detail.

- (2) Message Bill Processing Service is the accumulation, guiding and preparation of messages (including the application of taxes) for end user bill rendering.

Message-Billed Message Bill Processing Service is the accumulation, guiding, posting and formatting of rated message detail for bill rendering. The Telephone Company will process Calling Plans (i.e., Directory Assistance, Optional Calling Plans, Dial-It calls, etc.) that require the application of a discount to aggregate MTS usage as a part of its Message-Billed Message Bill Processing Service.

Bulk-Billed Message Bill Processing Service is the accumulation, guiding, posting and formatting of rated message detail where the individual message detail is not provided on the bill rendered to the end user.

8. ANCILLARY AND MISCELLANEOUS SERVICES**8.1 ANCILLARY SERVICES (Cont'd)****8.1.3 Message Billing Service (Cont'd)****(A) General Description (Cont'd)**

- (3) Bill Rendering Service is the printing and mailing of statements showing amounts due from end users for services provided to the customer. Bill Rendering Service includes payment and remittance processing, treatment, denial of service and collection of deposits (where appropriate) and other monies due from end users.

Payment and remittance processing is the collecting of monies from end users for services furnished by the customer and the maintenance of records of all transactions.

Treatment of accounts is the forwarding of notices of delinquent or unpaid end user accounts, posting credits and adjustments, and when necessary as determined by the Telephone Company, denial of the customer's services and/or local exchange services to an end user. Where local exchange service access is denied, access to the customer services will also be denied.

- (4) Record Keeping is the maintenance of a customer's end user account in order that a bill can be sent to the end user. An end user account is a record which has a name, address and a unique billing identification number assigned by the Telephone Company to which a bill is rendered.
- (5) Message Investigation Service is that activity undertaken by the Telephone Company to secure or attempt to secure proper billing information in an effort to sustain or rebill the customer's message.
- (6) An Exchange Carrier Memorandum (EC Memo) may be issued for the processing of customer account transactions to adjust an end user account.
- (7) A Service Order may be issued whenever the Telephone Company accepts a billing order to update (i.e., add, change, or delete) its billing file to implement the requested customer activity.
- (8) Program Development Service consists of developing the customer's schedule of rates into a rating program, changing the bill format when requested by the customer and converting message data into the Telephone Company standard format for processing.

8. ANCILLARY AND MISCELLANEOUS SERVICES**8.1 ANCILLARY SERVICES (Cont'd)****8.1.3 Message Billing Service (Cont'd)****(B) Undertaking of the Telephone Company****(1) Message Processing Service**

- (a) The Telephone Company will provide Message Processing Service only for customer messages originated within the Access Area.
- (b) A record of customer message detail is required to provide Message Processing Service. Where a customer subscribes to Recording Service as set forth in section 8.1.2, those recorded details may be used as the input. Where the customer provides the message details, the records must be in the standard format established by the Telephone Company and delivered to the location specified by the Telephone Company. Call Record Provision charges, as set forth in 8.1.2(G)(1), apply for the receipt of the message details.
- (c) If the customer provided records must be converted by the Telephone Company to the standard format, and the Telephone Company agrees to make the conversion, Program Development charges as set forth in 8.1.3(G)(1) will apply for the hours required to design, develop, test and maintain the necessary programs.

The Telephone Company will provide to the customer the precise details of the required format. If, during the course of Telephone Company business, it is necessary to change the format, the Telephone Company will provide notification to the customer six months in advance of the change.

- (d) The Telephone Company will develop the customer's schedule of rates into a rating program when requested to do so by the customer. Program development charges, as set forth in 8.1.3(G)(1), apply for the hours required for software designing and coding. A Program Implementation Charge applies for table updating, testing, administration, documenting program changes and other implementation activities.

8. ANCILLARY AND MISCELLANEOUS SERVICES**8.1 ANCILLARY SERVICES (Cont'd)****8.1.3 Message Billing Service (Cont'd)****(B) Undertaking of the Telephone Company (Cont'd)****(1) Message Processing Service (Cont'd)**

- (e) Changes in the rate level of customer charges to be billed will normally be implemented within 30 days after receipt of an order from the customer requesting such changes. When modification of the rating program is required, Program Development charges will apply.
- (f) Changes in the rate structure of the customer services to be billed also require a change in the rating program. Rate structure changes will normally be completed within six months of a customer's order. However, the complexity of the structural change will determine the exact length of time necessary to fulfill the request. Rate structure changes will only be made when the Telephone Company can accommodate such changes. Program development charges will apply.
- (g) Where the Telephone Company has rated customer messages which are to be billed to an end user by another telephone company or entity, the Telephone Company will transmit the rated messages at the applicable Call Record Provision rate set forth in 8.1.2(G)(1).
- (h) For the purpose of performing Message Processing Service, the Telephone Company may purchase Message Processing Service from another telephone company or entity. Another telephone company or entity may purchase Message Processing Service from the Telephone Company.

(2) Message Bill Processing Service

- (a) Rated customer messages are required to provide Message Bill Processing Service. Where a customer subscribes to Message Processing Service, the rated customer messages may be used as the input. If the customer provides the rated customer messages, the end user account to be billed shall be identified and the records shall be provided in the standard format established by the Telephone Company and delivered to the location specified by the Telephone Company. Call Record Provision charges, as set forth in 8.1.2(G)(1), apply for the receipt of the rated messages.

8. ANCILLARY AND MISCELLANEOUS SERVICES**8.1 ANCILLARY SERVICES (Cont'd)****8.1.3 Message Billing Service (Cont'd)****(B) Undertaking of the Telephone Company (Cont'd)****(2) Message Bill Processing Service (Cont'd)**

- (b) If the customer provided rated messages must be converted by the Telephone Company to the standard format, and the Telephone Company agrees to make the conversion, program development charges shall apply for the hours required to design, develop, test and maintain the necessary programs. If, during the course of Telephone Company business, it is necessary to change the format, the Telephone Company will provide notification to the customer six months in advance of the change.
- (c) The Telephone Company will only provide Message Bill Processing Service when Bill Rendering Service and Record Keeping are ordered.
- (d) Message Bill Processing Service will only be provided in conjunction with the purchase of a customer's receivables. The Telephone Company will purchase the customer's receivables at a discount from face value. The exact content of the discount factor and specific settlement procedures will be contained in individual contractual arrangements signed by each customer.

(3) Bill Rendering Service

- (a) The Telephone Company will bill customer messages for end user accounts in its operating territory, when the customer orders Bill Rendering Service.
- (b) When the Telephone Company provides Bill Rendering Service, the bill format will be determined by the Telephone Company. The customer's statement of the amount due may, at Telephone Company option, be included as part of the regular monthly bill for local exchange service mailed to the end user.
- (c) When the Telephone Company provides Bill Rendering, all contacts from the end users concerning the customer's billed messages and amounts will be referred to the customer. The Telephone Company will only be responsible for contact with the customer's end users concerning the collection of deposits and service charges.

8. ANCILLARY AND MISCELLANEOUS SERVICES**8.1 ANCILLARY SERVICES (Cont'd)****8.1.3 Message Billing Service (Cont'd)****(B) Undertaking of the Telephone Company (Cont'd)****(3) Bill Rendering Service (Cont'd)**

- (d) The Telephone Company may, in accordance with its deposit regulations pursuant to Public Utility Commission of Texas Substantive Rule 23.43 Applicant and Customer Deposit, determine and collect a deposit from the end user for the customer's services. The Telephone Company will provide the customer with a copy of its deposit regulations upon request.
- (e) When necessary, the Telephone Company pursuant to Public Utility Commission of Texas Substantive Rule 23.46 Discontinuance of Service shall deny the customer's services and/or local exchange services to an end user. Where local exchange service access is denied, access to the customer services will also be denied.
- (f) The Telephone Company will accept customer gift certificates for payment from end users, if the customer agrees in writing to redeem all such gift certificates.
- (g) Bill Rendering will only be provided in conjunction with the purchase of a customer's receivables. The Telephone Company will purchase the customer's receivables at a discount from face value. The exact content of the discount factor and specific settlement procedures will be contained in individual contractual arrangements signed by each customer.
- (h) The Telephone company will not be responsible for any customer's balance due from end users prior to the initial order period.

(4) Exchange Carrier Memorandum (EC Memo) Service

When requested by the customer, the Telephone Company will make adjustments to end users' balance due. An Exchange Carrier Memorandum Charge applies for each end user account adjusted per EC Memo.

8. ANCILLARY AND MISCELLANEOUS SERVICES**8.1 ANCILLARY SERVICES (Cont'd)****8.1.3 Message Billing Service (Cont'd)****(B) Undertaking of the Telephone Company (Cont'd)****(5) Service Order Changes**

When requested by the customer, The Telephone Company will update (i.e., add, change or delete) its billing file to implement the requested activity. The methods, procedures and manner in which the end user account data and changes are forwarded to the Telephone Company must be agreeable to the Telephone Company. The Service Ordering Change Charge applies.

(6) Message Investigation Service

- (a) The Telephone Company will investigate, at the request of the customer, unbillable messages to correct message detail information to allow for the proper billing application.
- (b) Message Investigation Service will be provided for each intrastate message generated by end users gaining access to the customer MTS/WATS/800 services from the Access Area of the Telephone Company.

(C) Liability of the Telephone Company

Notwithstanding Section 2.1.3 preceding, the Telephone Company liability for Message Billing Service is as follows:

- (1) If Message Billing Service detail is not available because the Telephone Company lost or damaged records or incurred processing system outages, the Telephone Company will attempt to recover the lost customer detail. If the lost customer detail cannot be recovered, and the Telephone Company recorded the details, the customer detail and the extent of the Telephone Company's liability for damages will be as set forth in 8.1.2(C). If the lost detail cannot be recovered and the customer provided the detail, the customer will be requested to resupply the detail. If the customer cannot resupply the detail, the detail and the extent of the Telephone Company's liability for damages will be as set forth in 8.1.2(C)(1).

8. ANCILLARY AND MISCELLANEOUS SERVICES**8.1 ANCILLARY SERVICES (Cont'd)****8.1.3 Message Billing Service (Cont'd)****(C) Liability of the Telephone Company (Cont'd)**

- (2) When the Telephone Company is notified that, due to error or omission, incomplete customer detail has been provided to a customer, the Telephone Company will make every reasonable effort to recover and provide the customer detail to the customer at no additional charge. Such request to recover the customer details must be made within 30 days from the date the details were initially made available to the customer. If the detail cannot be recovered, the extent of the Telephone Company's liability for damages shall be limited as set forth in 8.1.2(C)(1).
- (3) If the Telephone Company finds an error or is notified of an error in billing to an end user, it will make a reasonable effort to correct the error and bill the appropriate end user accordingly within the limits permitted by the laws of Texas. If the error is caused by the Telephone Company and the Telephone Company cannot timely bill the proper end user, the extent of the Telephone Company's liability for damages will be the known amount misbilled or when the amount misbilled is unknown as set forth in 8.1.2(C)(1).
- (4) In the absence of willful misconduct, no liability for damages to the customer, or other entity or other person other than that as set forth in 1, 2 and 3 preceding shall attach to the Telephone Company for its action or the conduct of its employees in providing Message Billing Service.

(D) Obligations of the Customer

- (1) The customer shall be responsible for all end user balances due that existed prior to ordering Bill Rendering Service.
- (2) Message Processing, Message Bill Processing and/or Bill Rendering Services shall be ordered initially for three years. Six months prior to the end of the initial order period or subsequent extension, the customer shall notify the Telephone Company in writing if the service is to be discontinued. If no notice is received from the customer, the Telephone Company shall assume that the service is extended for another year.
- (3) When Message Processing Service is ordered, the customer shall furnish the Telephone Company an estimate of the number of messages to be processed. The number of messages shall be provided by year.

8. ANCILLARY AND MISCELLANEOUS SERVICES**8.1 ANCILLARY SERVICES (Cont'd)****8.1.3 Message Billing Service (Cont'd)****(D) Obligations of the Customer (Cont'd)**

- (4) When Message Bill Processing and Message Investigation Services are ordered for MTS/WATS/800 services, the customer shall furnish the Telephone Company an estimate of the number of messages to be billed. The estimated number of messages shall be provided by year.

Separate estimates shall be furnished by the customer for MTS messages and bulked-billed messages (WATS/800 services).

- (5) When Bill Rendering Service is ordered, the customer shall furnish the Telephone Company an estimate of the number of bills for which Bill Rendering Service will be provided. The estimated number of bills shall be provided by year. Separate estimates shall be furnished by the customer for MTS and bulk-billed (WATS/800) bills.
- (6) The customer shall be responsible for all contacts and arrangements with its end users concerning the provision and maintenance of the customer's services.
- (7) The Telephone Company will only be responsible for contacts with the customer's end users concerning the collection of deposits and customer service charges. The customer shall notify its end users through its Price Guide or other appropriate means when the customer provides its own inquiry.
- (8) The customer may advise its end users that Ancillary Services are provided by the Telephone Company in connection with the service the customer furnishes to its end users.
- (9) When the customer desires the Telephone Company to make a credit adjustment to the end user's balance due, the customer shall furnish an Exchange Carrier Memorandum (EC Memo). An EC Memo must be provided for each end user account where the credit is desired.
- (10) The customer's request for Message Investigation Service shall identify the customer message, the date the customer message was billed and the amount of the customer message.
- (11) The customer will immediately redeem all customer gift certificates the Telephone Company receives in payment for end user charges.
- (12) When the customer furnishes recorded customer message detail for Message Processing Service and/or rated customer message detail for Message Bill Processing, it shall be responsible for delivery of the detail to the location specified by the Telephone Company.

8. ANCILLARY AND MISCELLANEOUS SERVICES**8.1 ANCILLARY SERVICES (Cont'd)****8.1.3 Message Billing Service (Cont'd)****(E) Payment Arrangements****(1) Payment**

- (a) Under no condition does payment of any charges under this Price Guide provide a customer with any interest in or ownership of the recording systems or data processing programs or systems established by the Telephone Company to provide Message Billing Service. Such programs and systems are proprietary to the Telephone Company.
- (b) When the Telephone Company purchases Message Processing Service from another telephone company or entity for a customer, the Message Processing Service rate as set forth in 8.1.3(G)(1) will apply.
- (c) Payment regulations as set forth in 8.1.2(E) preceding apply.

(2) Minimum Period

- (a) The minimum period for which Message Processing, Message Bill Processing, and Bill Rendering Services is provided and for which charges apply is three years. Six months prior to the end of the initial order period or subsequent extension, the customer shall notify the Telephone Company in writing, if the service is to be discontinued. If no notice is received from the customer, the Telephone Company shall assume that the service is extended for another year.
- (b) If the service is discontinued prior to the end of the period ordered, the customer will pay the minimum charges for the remaining months of the minimum order period. Charges also apply for a fraction of a month.

(3) Minimum Yearly Charges

The monthly charge for Message Processing, Message Bill Processing, and Bill Rendering will be one-twelfth of the appropriate yearly message/bill capacity (i.e., MTS service billed or bulk-billed capacity estimate) furnished by the customer as set forth in 8.1.3(D) times the appropriate Message Processing, Message Bill Processing and Bill Rendering Services rate.

8. ANCILLARY AND MISCELLANEOUS SERVICES**8.1 ANCILLARY SERVICES (Cont'd)****8.1.3 Message Billing Service (Cont'd)****(E) Payment Arrangements (Cont'd)****(4) Cancellation of Order**

- (a) When an order for Ancillary Services is cancelled prior to the start of the installation of such Ancillary Services, no charges will apply. The installation of Ancillary Services is considered to have started when the Telephone Company incurs any cost in connection therewith or in preparation thereof which would not otherwise have been incurred.
- (b) Where program development of Ancillary Services has been started prior to the cancellation, and to the extent the Telephone Company has another use for the specially developed Ancillary Services, no charge applies. When the Telephone Company has no other use for the specially developed Ancillary Services, a charge equal to the costs incurred prior to the date of cancellation applies. Such charge is determined as detailed in Paragraph (c) following.
- (c) The charge, as specified in Paragraph (b) preceding, includes the cost, less the net salvage value of equipment and material either ordered, provided or installed, plus the nonrecoverable cost of system development and installation. Charges will be determined on an individual case basis as required and will be specified in 8.1.3(G)(2).

(F) Rate Regulations

- (1) The Message Processing Service charge applies per message processed. In those locations where WATS services are metered, or the billing record is summarized by another telephone company, the Message Processing rate will apply per billing record processed. For rating purposes, a billing record is defined as any record which is required to be processed to accomplish billing of a customer's WATS usage.

8. ANCILLARY AND MISCELLANEOUS SERVICES**8.1 ANCILLARY SERVICES (Cont'd)****8.1.3 Message Billing Service (Cont'd)****(F) Rate Regulations (Cont'd)**

- (2) The Message Bill Processing Service charge applies per message processed. The bulk-billed Message Bill Processing Service rate applies per WATS/800 message processed.

The rate for Message Bill Processing Service shall be the rate corresponding to the Message Bill Processing Service rate for such volume of messages, both interstate and intrastate, as set forth in 8.1.3(G)(1) in a calendar year. As used in this Price Guide, the term calendar year shall mean the period from January 1 through December 31 (both dates inclusive) of a given year.

The Telephone Company will use the customer provided message estimate to determine the band and its associated rate, during the first year of the initial minimum period. During the first quarter of the next year, the customer and the Telephone Company will determine the actual volume of messages for which the Telephone Company performed Message Bill Processing Service. Such actual volumes shall be compared to the Message Bill Processing Service band as set forth in 8.1.3(G)(1) to determine which band such actual volume of messages fall. If the actual volume is greater than or less than customer provided message capacity, the actual volume will be multiplied by the appropriate band rate and compared to the billed volume to determine either a charge or credit. This charge or credit will be applied to the customer's subsequent bill.

For each year thereafter, the Telephone Company and the customer shall utilize the previous year's actual volume of messages and the customer provided message estimate in an effort to determine the appropriate band for the next calendar year. In the first quarter of each year, the procedure described in the previous paragraph will be followed.

- (3) Bill Rendering Service includes the functions listed in 8.1.3(A)(3). The rate for Bill Rendering shall be the rate corresponding to the Bill Rendering Service rate for such volume of bills, both interstate and intrastate, as set forth in 8.1.3(G)(1) on a calendar year basis. As used in this Price Guide, the term calendar year shall mean the period from January 1 through December 31 (both dates inclusive) of a given year.

8. ANCILLARY AND MISCELLANEOUS SERVICES**8.1 ANCILLARY SERVICES (Cont'd)****8.1.3 Message Billing Service (Cont'd)****(F) Rate Regulations (Cont'd)**

- (3) The Telephone Company will use the customer provided bill capacity to determine the band and its associated rate the first year of the initial minimum period. During the first quarter of the next year, the customer and the Telephone Company will determine the actual volume of bills for which the Telephone Company performed Bill Rendering Service. Such actual volumes shall be compared to the Bill Rendering Service bands as set forth in 8.1.3(G)(1) to determine which band such actual volume of bills fall. If the actual volume is greater than or less than the customer provided bill capacity, the actual volume will be multiplied by the appropriate band rate and compared to the billed volume to determine either a charge or credit. This charge or credit will be applied to the customer's subsequent bill.

For each year thereafter, the Telephone Company and the customer shall utilize the previous year's actual volume of bills and the customer provided bill capacity in an effort to determine the appropriate band for the next calendar year. In the first quarter of each year, the procedures described in the previous paragraph will be followed.

The rate as specified in 8.1.3(G)(1) applies per bill rendered. A factor, based on actual interstate and intrastate billed-messages, will be used by the Telephone Company to apportion the Bill Rendering charge by jurisdiction.

- (4) The Record Keeping Charge applies per month for each account and/or line maintained.

A factor, based on actual interstate and intrastate billed messages will be used to apportion the Record Keeping Charge by jurisdiction.

- (5) The Message Investigation Service charge applies per message investigated by the Telephone Company.

- (6) The Exchange Carrier Memorandum (EC Memo) Charge will be assessed each time the customer requests an adjustment to an end user account. The EC Memo Charge applies per account adjusted per memo.

When necessary, a factor (based on actual interstate and intrastate adjusted messages) will be used to apportion the EC Memo Charge by jurisdiction.

- (7) A Service Order Change Charge applies whenever a billing service order is accepted by the Telephone Company to update its billing file. The Service Order Change Charge applies per order processed.

8. ANCILLARY AND MISCELLANEOUS SERVICES**8.1 ANCILLARY SERVICES (Cont'd)****8.1.3 Message Billing Service (Cont'd)****(F) Rate Regulations (Cont'd)**

- (8) When message detail is transmitted to or received from the customer, another telephone company or billing entity, the rate, as specified in 8.1.2(G)(1), applies per record transmitted or received.
- (9) The per hour rate, as set forth in 8.1.3(G)(1) applies for the provision of Program Development Services. The Telephone Company will keep a count of the hours and fraction thereof used by the Telephone Company personnel to provide program development and will bill the customer in accordance with these records.

(G) Rates and Charges**(1) Billing and Collection Services**

	<u>Rate</u>
MTS/WATS/800 Service	
Message Processing Service, per message	.0100
Message Bill Processing Service	
Message-Billed, per message	
0 - 29,115,299	.0565
29,115,300 - 38,820,399	.0320
38,820,400 - 58,230,599	.0266
58,230,600 - 67,935,699	.0220
67,935,700 - 87,345,799	.0200
87,345,800 - 106,756,000	.0180
Greater than 106,756,000	.0170
Bulked-Billed, per message	.0200
Bill Rendering Service, per bill	
0 - 686,700	.3500
686,701 - 991,900	.3000
991,901 - 5,187,999	.2700
5,188,000 - 6,104,000	.2500
Greater than 6,104,000	.2300
Record Keeping Charge, per account	.0300
Message Investigation Service, per message	2.50
Exchange Carrier Memorandum, per account	10.00
Service Order Change Charge, per order	4.00
Program Development Charge, per hour	94.00
Program Implementation Charge, per hour	55.00

- (2) In accordance with 8.1.3(E)(4)(c), the rates and charges will be developed on an individual case basis and listed below.

8. ANCILLARY AND MISCELLANEOUS SERVICES**8.1 ANCILLARY SERVICES (Cont'd)****8.1.4 Bill Processing and Collection Service****(A) General Description**

- (1) Bill Processing and Collection Service includes the preparation of bills for message-billed service, mailing of the bills to the end users and the collection of deposits and monies due from the end users. Bill Processing and Collection Service also includes master file maintenance and treatment of accounts.
- (2) Centralized Message Dispersion is the receipt of customer message data at a central location. The Telephone Company will sort, edit and disperse the message data to the appropriate location for further processing and/or billing.

(B) Undertaking of the Telephone Company

- (1) The Telephone Company will provide Bill Processing and Collection Service only for customer messages originating or recorded within the operating territory of the Telephone Company.
- (2) Rated customer messages are required to provide Bill Processing and Collection Service. The rating may have been done by the Telephone Company, another entity or the customer. Where the customer subscribes to Message Processing Service, as set forth in 8.1.3(A)(1), the rated customer messages may be used as the input. If the customer or another entity provides the rated messages, the end user account to be billed shall be identified and the records shall be provided in the standard format established by the Telephone Company and delivered as set forth in 8.1.2(A)(4).

When requested by the customer, the Telephone Company will provide a single point for the receipt of customer message data. The Telephone Company will accumulate, edit, sort and confirm the number of billable messages and the total amount due the customer for services provided to its end users. The Telephone Company will disperse the rated and/or unrated message data to the appropriate location for further processing and/or billing. The Centralized Message Dispersion charge applies per message processed. Call Record Provision charges, as set forth in 8.1.2(G)(1), will apply for the receipt of each billable message and the transmission of each unbillable message.

- (3) If the customer provided rated messages must be converted by the Telephone Company to the standard format, and the Telephone Company agrees to make the conversion, program development charges as set forth in 8.1.3(G)(1) shall apply for the hours required to design, develop, test and maintain the necessary programs. If, during the course of Telephone Company business, it is necessary to change the format, the Telephone Company will provide notification to the customer six months in advance of the change.

8. ANCILLARY AND MISCELLANEOUS SERVICES**8.1 ANCILLARY SERVICES (Cont'd)****8.1.4 Bill Processing and Collection Service (Cont'd)****(B) Undertaking of the Telephone Company (Cont'd)**

- (4) Bill Processing and Collection Service is provided on a per message billed basis (message-billed). The Telephone Company will process Calling Plans (i.e., Directory Assistance, Optional Calling Plan, Dial-It calls, etc.) that require the application of a discount to aggregate MTS usage as a part of its message-billed billing.
- (5) When Bill Processing and Collection Service is ordered, the Telephone Company will accumulate, guide and post rated messages in preparation for billing (including the application of taxes).
- (6) The Telephone Company will print and mail statements showing amounts due from end users for MTS services provided by the customer. The customer's statement of the amount due may, at Telephone Company option, be included as part of the regular monthly bill for local exchange service mailed to the end user.
- (7) Collection Service provided to the customer will include receiving payments from the customer's end users, treatment of receivables, treatment of accounts, master file maintenance and collection of deposits (where appropriate).
- (8) The Telephone Company may, in accordance with its deposit regulations pursuant to Public Utility Commission of Texas Substantive Rule 23.43 Applicant and Customer Deposit, determine and collect a deposit from the end user for the customer's services. The Telephone Company will provide the customer with a copy of its deposit regulations upon request.
- (9) When necessary, the Telephone Company pursuant to Public Utility Commission of Texas Substantive Rule 23.46 Discontinuance of Service shall deny the customer's services and/or local exchange services to an end user. Where local exchange service access is denied, access to the customer services will also be denied.
- (10) The Telephone Company will accept customer gift certificates for payment from end users, if the customer agrees in writing to redeem all such gift certificates.
- (11) Bill Processing and Collection Service will only be provided in conjunction with the purchase of a customer's receivables. The Telephone Company will purchase the customer's receivables at a discount from face value. The exact content of the discount factor and specific settlement procedures will be contained in individual contractual arrangements signed by each customer.
- (12) The Telephone Company will not be responsible for any customer's balance due from end users prior to the initial order period.

8. ANCILLARY AND MISCELLANEOUS SERVICES**8.1 ANCILLARY SERVICES (Cont'd)****8.1.4 Bill Processing and Collection Service (Cont'd)****(C) Liability of the Telephone Company**

Notwithstanding Section 2.1.3 preceding, the Telephone Company liability for Bill Processing and Collection Service is as follows:

- (1) If the Telephone Company finds an error or is notified of an error in billing to an end user, it will make a reasonable effort to correct the error and bill the appropriate end user accordingly within the limits permitted by the laws of Texas. If the error is caused by the Telephone Company and the Telephone Company cannot timely bill the proper end user, the extent of the Telephone Company's liability for damages will be the known amount misbilled or when the amount misbilled is unknown as set forth in 8.1.2(C)(1).
- (2) In the absence of willful misconduct, no liability for damages to the customer, or other entity or other person other than that as set forth in (1) preceding shall attach to the Telephone Company for its action or the conduct of its employees in providing Bill Processing and Collection Service.

(D) Obligations of the Customer

- (1) The customer shall be responsible for all end user balances due that existed prior to the ordering of Bill Processing and Collection Service.
- (2) Bill Processing and Collection Service shall be ordered initially for three years. Six months prior to the end of the initial order period or subsequent extension, the customer shall notify the Telephone Company in writing if the service is to be discontinued. If no notice is received from the customer, the Telephone Company shall assume that the service is extended for another year.
- (3) When Bill Processing and Collection Service is ordered, the customer shall furnish the Telephone Company an estimate of the number of messages to be processed. The number of messages shall be provided by year.
- (4) The customer will immediately redeem all customer gift certificates the Telephone Company receives in payment for end user charges.
- (5) The customer may advise end users that Ancillary Services are provided by the Telephone Company in connection with the service the customer furnishes to its end users.

8. ANCILLARY AND MISCELLANEOUS SERVICES**8.1 ANCILLARY SERVICES (Cont'd)****8.1.4 Bill Processing and Collection Service (Cont'd)****(E) Payment Arrangements****(1) Payment**

- (a) Under no condition does payment of any charges under this Price Guide provide a customer with any interest in or ownership of the data processing programs or systems established by the Telephone Company to provide Bill Processing and Collection Service.
- (b) Payment regulations as set forth in 8.1.2(E) preceding apply.

(2) Minimum Period

- (a) The minimum period for which Bill Processing and Collection Service is provided and for which charges apply is three years. Six months prior to the end of the initial order period or subsequent extension, the customer shall notify the Telephone Company in writing, if the service is to be discontinued. If no notice is received from the customer, the Telephone Company shall assume that the service is extended for another year.
- (b) If the service is discontinued prior to the end of the period ordered, the customer will pay the minimum charges for the remaining months of the minimum order period. Charges also apply for a fraction of a month.

(3) Minimum Yearly Charges

The monthly charge for Bill Processing and Collection Service will be one-twelfth of the appropriate yearly message capacity furnished by the customer as set forth in 8.1.4(D)(3) times the appropriate Bill Processing and Collection Service rate.

(4) Cancellation of Order

- (a) When an order for Ancillary Services is canceled prior to the start of the installation of such Ancillary Services, no charges will apply. The installation of Ancillary Services is considered to have started when the Telephone Company incurs any cost in connection therewith or in preparation thereof which would not otherwise have been incurred.
- (b) When a customer cancels an order for Ancillary Services after the start of installation, cancellation charges will be determined on an individual case basis as set forth in 8.1.3(E) will be specified in 8.1.4(G).

8. ANCILLARY AND MISCELLANEOUS SERVICES**8.1 ANCILLARY SERVICES (Cont'd)****8.1.4 Bill Processing and Collection Service (Cont'd)****(F) Rate Regulations**

- (1) The Bill Processing and Collection Service rate applies per MTS message billed.
- (2) A Centralized Message Dispersion Charge applies for accumulating, editing, sorting and disbursing message data to the appropriate location for further processing and/or billing. In addition, the Telephone Company will confirm the number of accepted billable messages and the total amount due the customer for services provided to its end users. The Centralized Message Dispersion Charge will apply per message processed. This charge does not apply to Invoice Billing Service.

(G) Rates and Charges

	<u>Rate</u>
(1) Billing and Collection Services	
Bill Processing and Collection Service, per message	.0800
Centralized Message Dispersion, per account	.002
(2) In accordance with 8.1.4(E), the rates and charges will be developed on an individual case basis and listed below.	

8.1.5 Invoice Billing Service**(A) General Description**

- (1) Invoice Billing Service is the centralized receipt of invoice billing records for inclusion on the end user bill.
- (2) Invoice Billing Service includes the preparation of bills, mailing of statements of the amount due for services provided by the customer and the collection of deposits (where appropriate) and monies due from the customer's end users. Invoice Billing Service also includes account establishment, maintenance of accounts and treatment of accounts.

8. ANCILLARY AND MISCELLANEOUS SERVICES**8.1 ANCILLARY SERVICES (Cont'd)****8.1.5 Invoice Billing Service (Cont'd)****(B) Undertaking of the Telephone Company**

- (1) The Telephone Company will only provide invoice billing for end user accounts in its operating territory when the customer orders Invoice Billing Service.
- (2) The customer's statement of the amount due may, at the Telephone Company option, be included as part of the regular monthly bill for local exchange service mailed to the end user.
- (3) As a part of its treatment procedures, the Telephone Company shall have the final authority to make adjustments or deny service for disputed charges on the end user's account.
- (4) The Telephone Company may, in accordance with its deposit regulations pursuant to Public Utility Commission of Texas Substantive Rule 23.43 Applicant and Customer Deposit, determine and collect a deposit from the end user for the customer's services. The Telephone Company will provide the customer with a copy of its deposit regulations upon request.
- (5) When necessary, the Telephone Company pursuant to Public Utility Commission of Texas Substantive Rule 23.46 Discontinuance of Service shall deny the customer's services and/or local exchange services to an end user. Where local exchange service access is denied, access to the customer services will also be denied.
- (6) Invoice Billing Service will only be provided in conjunction with the purchase of a customer's receivables. The Telephone Company will purchase the customer's receivables at a discount from face value. The exact content of the discount factor and specific settlement procedures will be contained in individual contractual arrangements signed by each customer.
- (7) The Telephone company will accept customer gift certificates for payment from end users, if the customer agrees in writing to redeem all such gift certificates.
- (8) The Telephone Company will not be responsible for any customer's balance due from end users prior to the initial order period.

8. ANCILLARY AND MISCELLANEOUS SERVICES**8.1 ANCILLARY SERVICES (Cont'd)****8.1.5 Invoice Billing Service (Cont'd)****(C) Liability of the Telephone Company**

Notwithstanding Section 2.1.3 preceding, the Telephone Company liability for Invoice Billing Service is as follows:

- (1) If the Telephone Company finds an error or is notified of an error in billing to an end user, it will make a reasonable effort to correct the error and bill the appropriate end user accordingly within the limits permitted by the laws of Texas. If the error is caused by the Telephone Company and the Telephone Company cannot timely bill the proper end user, the extent of the Telephone Company's liability for damages will be the known amount misbilled or when the amount misbilled is unknown the extent of the liability shall be as set forth in 8.1.2(C)(1).
- (2) In the absence of willful misconduct, no liability for damages to the customer, or other entity or other person other than that as set forth in (1) preceding shall attach to the Telephone Company for its action or the conduct of its employees in providing Invoice Billing Service.

(D) Obligations of the Customer

- (1) The customer shall be responsible for all end user balances due that existed prior to the ordering of Invoice Billing Service.
- (2) Invoice Billing Service shall be ordered initially for three years. Six months prior to the end of the initial order period or subsequent extension, the customer shall notify the Telephone Company in writing if the service is to be discontinued. If no notice is received from the customer, the Telephone Company shall assume that the service is extended for another year.
- (3) When Invoice Billing Service is ordered, the customer shall furnish the Telephone Company an estimate of the number of messages to be processed. The number of messages shall be provided by year.
- (4) When the Telephone Company provides Invoice Billing Service, the customer shall rate its end users messages, calculate the taxes and the total amount (surcharges, discounts, allowances, recurring fees, etc.) to be billed for services it provided to its end users, prior to sending the invoice billing records to the Telephone Company.
- (5) The customer will immediately redeem all customer gift certificates the Telephone Company receives in payment for end user charges.
- (6) The customer may advise end users that Ancillary services are provided by the Telephone Company in connection with the service the customer furnishes to its end users.

8. ANCILLARY AND MISCELLANEOUS SERVICES**8.1 ANCILLARY SERVICES (Cont'd)****8.1.5 Invoice Billing Service (Cont'd)****(E) Payment Arrangements****(1) Payment**

- (a) Under no condition does payment of any charges under this Price Guide provide a customer with any interest in or ownership of the data processing programs or systems established by the Telephone Company to provide Invoice Billing Service.
- (b) Payment regulations as set forth in 8.1.2(E)(1) preceding apply.

(2) Minimum Period

- (a) The minimum period for which Invoice Billing Service is provided and for which charges apply is three years. Six months prior to the end of the initial order period or subsequent extension, the customer shall notify the Telephone Company in writing, if the service is to be discontinued. If no notice is received from the customer, the Telephone Company shall assume that the service is extended for another year.
- (b) If the service is discontinued prior to the end of the period ordered, the customer will pay the minimum charges for the remaining months of the minimum order period. Charges also apply for a fraction of a month.

(3) Minimum Yearly Charges

The monthly charge for Invoice Billing Service will be one-twelfth of the appropriate yearly message estimate furnished by the customer as set forth in 8.1.5(D) times the appropriate Invoice Billing Service rate.

(4) Cancellation of Order

- (a) When an order for Ancillary Services is canceled prior to the start of the installation of such Ancillary Services, no charges will apply. The installation of Ancillary Services is considered to have started when the Telephone Company incurs any cost in connection therewith or in preparation thereof which would not otherwise have been incurred.
- (b) When a customer cancels an order for Ancillary Services after the start of installation, cancellation charges will be determined on an individual case basis as set forth in 8.1.3 and will be specified in 8.1.5.

8. ANCILLARY AND MISCELLANEOUS SERVICES**8.1 ANCILLARY SERVICES (Cont'd)****8.1.5 Invoice Billing Service (Cont'd)****(F) Rate Regulations**

- (1) The Invoice Billing rate applies per message billed. In addition, Call Record Provision Charges, as set forth in 8.1.2(G)(1), shall apply for the receipt of accepted messages and the Bill Rendering Service rate, as set forth in 8.1.3(G)(1), shall apply per bill rendered.

(G) Rates and Charges

	<u>Rate</u>
(1) Billing and Collection Services	
Invoice Billing, per message	
Messages Per End User Account	
1-10 Messages	.0310
Over 10 Messages	.0190
(2) In accordance with 8.1.5(E), the rates and charges will be developed on an individual case basis and listed below.	

8.1.6 Private Line Billing Service

The Telephone Company will provide Private Line Billing Service (including Foreign Exchange Billing Service) only for the customer's private line services for which the Telephone Company is providing Special Access Service.

The Telephone Company will not render bills for usage based rate elements under this section of the Price Guide. Usage based rate elements will be billed.

(A) General Description

Private Line Billing Service includes editing and rating, account establishment, rendering of bills, receiving payments, maintenance of accounts and treatment of accounts.

8. ANCILLARY AND MISCELLANEOUS SERVICES**8.1 ANCILLARY SERVICES (Cont'd)****8.1.6 Private Line Billing Service (Cont'd)****(B) Undertaking of the Telephone Company**

- (1) Upon acceptance by the Telephone Company of an Ancillary Order for Private Line Billing Service from a customer, the Telephone Company will determine the period of time to implement such service on an individual case basis.
- (2) When Private Line Billing Service is ordered by a customer, the Telephone Company will establish a private line account, edit and rate the billing detail, bill the end user and maintain and treat the private line account (based on the rate(s) and end user data supplied by the customer).
- (3) The Telephone Company will make adjustments to end user balances due to account for the application of credits authorized by customer furnished statements.
- (4) Private Line Billing Service records and end user accounts will be maintained by the Telephone Company in a standard format in order to identify the end user and bill the rateable elements. The Telephone Company will establish the format and provide it to the customer. The Telephone Company will also establish the format it will use to bill private line service and provide it to the customer. If, during the course of Telephone Company business, it is necessary to change the formats, the Telephone Company will notify the customer six months prior to the change.
- (5) The Telephone Company will develop the customer's schedule of rates and charges into a rating program. Program Development charges, as set forth in 8.1.3(G)(1), apply for the hours required for software designing and coding. A Program Implementation Charge applies for table updating, testing, administration, documenting program changes and other implementation activities.
- (6) Changes in the rate level of customer charges to be billed will normally be implemented within 30 days after receipt of an order from the customer requesting such changes. When modification of the rating program is required, Program Development charges will apply.

8. ANCILLARY AND MISCELLANEOUS SERVICES**8.1 ANCILLARY SERVICES (Cont'd)****8.1.6 Private Line Billing Service (Cont'd)****(B) Undertaking of the Telephone Company (Cont'd)**

- (7) Changes in the rate structure of the customer services to be billed also require a change in the rating programs. When the Telephone Company determines it can accommodate the changes, the conditions and the period of time required to make such changes will be determined on an individual case basis. Program Development charges, as set forth in 8.1.3(G)(1) will apply.
- (8) When the Telephone Company provides Private Line Billing Service, contacts from the end users concerning the customer's billed amounts will be referred to the customer. The Telephone Company will only be responsible for contacts with the customer's end users concerning the collection of deposits and service charges.
- (9) The Telephone Company may, in accordance with its deposit regulations pursuant to Public Utility Commission of Texas Substantive Rule 23.43 Applicant and Customer Deposit, determine and collect a deposit from the end user for the customer's services. The Telephone Company will provide the customer with a copy of its deposit regulations upon request.
- (10) When necessary, the Telephone Company pursuant to Public Utility Commission of Texas Substantive Rule 23.46 Discontinuance of Service shall deny the customer's services and/or local exchange services to an end user. Where local exchange service access is denied, access to the customer services will also be denied.
- (11) The Telephone Company will accept customer gift certificates for payment from end users, if the customer agrees in writing to redeem all such gift certificates.
- (12) Private Line Billing Service will only be provided in conjunction with the purchase of a customer's receivables. The Telephone Company will purchase the customer's receivables at a discount from face value. The exact content of the discount factor and specific settlement procedures will be contained in individual contractual arrangements signed by each customer.
- (13) The Telephone Company will not be responsible for any customer's balance due from end users prior to the initial order period.

8. ANCILLARY AND MISCELLANEOUS SERVICES**8.1 ANCILLARY SERVICES (Cont'd)****8.1.6 Private Line Billing Service (Cont'd)****(C) Liability of the Telephone Company**

- (1) If Private Line Billing detail is not available because the Telephone Company lost or damaged records or incurred processing system outages, the Telephone Company will recover the lost detail based on previously received information.

If the detail cannot be recovered, the extent of the Telephone Company's liability for damages will be the known amount not billed. If the detail cannot be recovered, the Telephone Company will estimate the associated revenues based upon previously known values using a mutually agreeable methodology.

- (2) When the Telephone Company is notified that, due to its error or omission, incomplete detail has been provided to the customer, the Telephone Company will make a reasonable effort to recover the detail and provide such information to the customer at no additional charge. Such request to recover the detail must be made within 30 days from the date the details were initially made available to the customer.

If the detail cannot be recovered, the extent of the Telephone Company's liability for damages will be the known amount not billed. If the detail cannot be recovered, the Telephone Company will estimate the associated revenues based upon previously known values using a mutually agreeable methodology.

- (3) If the Telephone Company finds or is notified of an error in billing to an end user, it will make a reasonable effort to correct the error.

If the error is caused by the Telephone Company and the Telephone Company cannot timely bill the proper end user, the extent of the Telephone Company's liability for damages will be the known amount misbilled. When the amount misbilled is unknown, the Telephone Company will estimate the associated revenues based upon previously known values using a mutually agreeable methodology.

- (4) In the absence of willful misconduct no liability for damages to the customer, or other entity or other person, other than as set forth in 1, 2 and 3 preceding, shall attach to the Telephone Company for its action or conduct of its employees in providing Private Line Billing Service.

8. ANCILLARY AND MISCELLANEOUS SERVICES**8.1 ANCILLARY SERVICES (Cont'd)****8.1.6 Private Line Billing Service (Cont'd)****(D) Obligations of the Customer**

- (1) When Private Line Billing Service is ordered initially, the customer shall order the service for three years. Six months prior to the end of the initial order period or subsequent extension, the customer shall notify the Telephone Company in writing if the service is to be discontinued. If no notice is received from the customer, the Telephone Company shall assume that the service is extended for another year.
- (2) When Private Line Billing Service is ordered, the customer shall furnish the Telephone Company an estimate of the number of bills to be rendered each year. The number of bills shall be provided by year.
- (3) The customer shall furnish in the format specified by the Telephone Company all information necessary for the Telephone Company to provide the Private Line Billing Service.
- (4) The customer shall furnish to the Telephone Company a written schedule of its service rates and charges in sufficient time to allow the Telephone Company to establish a rating program. The interval required to establish a rating program must be agreed to by the Telephone Company and the customer.
- (5) The customer shall be responsible for all contacts and arrangements with its end users concerning the provision and maintenance of the customer's services.
- (6) The customer may advise end users that Ancillary Services are provided by the Telephone Company in connection with the service the customer furnishes to its end users. The customer shall notify its end users, through its Price Guide or other appropriate means when the customer handles the bill inquiries.
- (7) When the customer desires the Telephone Company to make a credit adjustment to the end user's balance due, the customer shall furnish an Exchange Carrier Memorandum (EC Memo). An EC Memo must be provided for each end user account where the adjustment is desired. The EC Memo shall show the rate element to be credited, the date the rate element was billed and the amount of the credit. An EC Memo charge applies as set forth in 8.1.3(G)(1).
- (8) When the customer requests, the Telephone Company will update (i.e., add, change or delete) its billing file to implement the requested activity. The Service Ordering Change Charge applies as set forth in 8.1.3(G)(1).
- (9) The customer will immediately redeem all customer gift certificates the Telephone Company receives in payment for end user charges.

8. ANCILLARY AND MISCELLANEOUS SERVICES**8.1 ANCILLARY SERVICES (Cont'd)****8.1.6 Private Line Billing Service (Cont'd)****(E) Payment Arrangements****(1) Payment**

- (a) Under no condition does payment of any charges under this Price Guide provide a customer with any interest in or ownership of the data processing programs or systems established by the Telephone Company to provide Private Line Billing Service.
- (b) Payment regulations as set forth in 8.1.2(E) preceding apply.

(2) Minimum Period

- (a) The minimum period for which Private Line Billing Service is provided and for which charges apply is three years. Six months prior to the end of the initial order period or subsequent extension, the customer shall notify the Telephone Company in writing, if the service is to be discontinued. If no notice is received from the customer, the Telephone Company shall assume that the service is extended for another year.
- (b) If the service is discontinued prior to the end of the period ordered, the customer will pay the minimum charges for the remaining months of the minimum order period. Charges also apply for a fraction of a month.

(3) Minimum Yearly Charges

The monthly charge for Private Line Billing Service will be one-twelfth of the appropriate yearly bill estimate furnished by the customer as set forth in 8.1.6(D)(2) times the appropriate Bill Rendering Service rate.

(4) Cancellation of Order

- (a) When an order for Ancillary Services is cancelled prior to the start of the installation of such Ancillary Services, no charges will apply. The installation of Ancillary Services is considered to have started when the Telephone Company incurs any cost in connection therewith or in preparation thereof which would not otherwise have been incurred.
- (b) When a customer cancels an order for Ancillary Services after the start of installation, cancellation charges will be determined on an individual case basis as set forth in 8.1.3(E) will be specified in 8.1.6(G).

8. ANCILLARY AND MISCELLANEOUS SERVICES**8.1 ANCILLARY SERVICES (Cont'd)****8.1.6 Private Line Billing Service (Cont'd)****(F) Rate Regulations**

- (1) The bill rendering charge applies per bill rendered each month that one or more charges are billed by the issuing of a statement to an end user account.

The rate for Bill Rendering shall be the rate corresponding to the Bill Rendering Service rate for such volume of bills as set forth in 8.1.6(G)(1) on a calendar year basis.

Rate regulations as set forth in 8.1.3(F) shall apply when determining the volume band and its associated rate.

- (2) A Record Keeping charge applies per account for the maintenance of master file information for all billing accounts.

(G) Rates and Charges**(1) Billing and Collection Services**

	<u>Rate</u>
Bill Rendering Charge, per bill	
0 - 686,700	.3500
686,701 - 991,900	.3000
991,901 - 5,187,999	.2700
5,188,000 - 6,104,000	.2500
Greater than 6,104,000	.2300

Record Keeping Charge per account	.0300
--------------------------------------	-------

- (2) In accordance with 8.1.6(E), the rates and charges will be developed on an individual case basis and listed below.

8. ANCILLARY AND MISCELLANEOUS SERVICES**8.1 ANCILLARY SERVICES (Cont'd)****8.1.7 Inquiry Service****(A) General Description**

- (1) Inquiry Service consist of answering end user questions about charges billed for the customer's services, applying credits and adjustments to end user accounts, and reviewing messages removed from end user bills.

(B) Undertaking of the Telephone Company

- (1) The Telephone Company will only provide Inquiry Service for end user accounts in its operating territory when the customer orders Message Bill Processing, Bill Processing and Collection or Invoice Billing Service.
- (2) The Telephone Company will be responsible for contacts and arrangements (either written or oral) with the customer's end users concerning the billing, collecting, crediting, adjusting and message investigation of the customer's service charges in accordance with written instructions furnished by the customer and agreed to by the Telephone Company.
- (3) The Telephone Company shall have the final authority to make adjustments or deny service for disputed charges on end user's accounts.
- (4) The Telephone Company will not become involved in disputes between a customer and its end users. Consequently, utilizing Telephone guidelines previously established for the collection process of its own accounts, the Telephone Company may remove a disputed customer's charge from an end user's bill and deduct that amount from the customer's accounts receivable. It will be the customer's responsibility to pursue the collection of the disputed amount.
- (5) Inquiry Services will only be provided in conjunction with the purchase of a customer's receivable.
- (6) The Telephone Company will not be responsible for any customer's balance due from end users prior to the initial order period.

8. ANCILLARY AND MISCELLANEOUS SERVICES**8.1 ANCILLARY SERVICES (Cont'd)****8.1.7 Inquiry Service (Cont'd)****(C) Liability of the Telephone Company**

Notwithstanding Section 2.1.3 preceding, the Telephone Company liability for Inquiry Service is as follows:

- (1) If the Telephone Company finds an error or is notified of an error in billing to an end user, it will make a reasonable effort to correct the error and bill the appropriate end user accordingly within the limits permitted by the laws of Texas. If the error is caused by the Telephone Company and the Telephone Company cannot timely bill the proper end user, the extent of the Telephone Company's liability for damages will be the known amount misbilled or when the amount misbilled is unknown the extent of the liability shall be as set forth in 8.1.2(C).
- (2) In the absence of willful misconduct, no liability for damages to the customer, or other entity or person other than that as set forth in (1) preceding shall attach to the Telephone Company for its action or the conduct of its employees in providing Inquiry Service.

(D) Obligations of the Customer

- (1) The customer shall be responsible for all end user balances due that existed prior to the ordering of Inquiry Service.
- (2) Inquiry Service shall be ordered initially for three years. Six months prior to the end of the initial order period or subsequent extension, the customer shall notify the Telephone Company in writing if the service is to be discontinued. If no notice is received from the customer, the Telephone Company shall assume that the service is extended for another year.
- (3) When Inquiry Service is ordered, the customer shall furnish the Telephone Company an estimate of the number of messages to be billed. The message capacity shall be provided by year. Separates estimates shall be furnished by the customer for MTS messages. Bulk-billed messages (WATS/800 services) and invoice billing messages.

8. ANCILLARY AND MISCELLANEOUS SERVICES**8.1 ANCILLARY SERVICES (Cont'd)****8.1.7 Inquiry Service (Cont'd)****(E) Payment Arrangements****(1) Payment**

- (a) Under no condition does payment of any charges under this Price Guide provide a customer with any interest in or ownership of any programs or systems established by the Telephone Company to provide Inquiry Service.
- (b) Payment regulations as set forth in 8.1.2(E) preceding apply.

(2) Minimum Period

- (a) The minimum period for which Inquiry Service is provided and for which charges apply is three years. Six months prior to the end of the initial order period or subsequent extension, the customer shall notify the Telephone Company in writing, if the service is to be discontinued. If no notice is received from the customer, the Telephone Company shall assume that the service is extended for another year.
- (b) If the service is discontinued prior to the end of the period ordered, the customer will pay the minimum charges for the remaining months of the minimum period. Charges also apply for a fraction of a month.

(3) Minimum Yearly Charges

The monthly charge for Inquiry Service will be one-twelfth of the appropriate yearly message estimate furnished by the customer as set forth in 8.1.7(D) times the appropriate Inquiry Service rate.

(4) Cancellation of Order

- (a) When an order for Ancillary Services is canceled prior to the start of the installation of such Ancillary Services, no charges will apply. The installation of Ancillary Services is considered to have started when the Telephone Company incurs any cost in connection therewith or in preparation thereof which would not otherwise have been incurred.
- (b) Where program development of Ancillary Services has been started prior to the cancellation, and to the extent the Telephone Company has another use for the specially developed Ancillary Services, no charge applies. When the Telephone Company has no other use for the specially developed Ancillary Services, a charge equal to the costs incurred prior to the date of cancellation applies. Such charge is determined as detailed in Paragraph (c) following.

8. ANCILLARY AND MISCELLANEOUS SERVICES**8.1 ANCILLARY SERVICES (Cont'd)****8.1.7 Inquiry Service (Cont'd)****(E) Payment Arrangements (Cont'd)****(4) Cancellation of Order (Cont'd)**

- (c) The charge, as specified in Paragraph (b) preceding, includes the cost, less the net salvage value of equipment and material either ordered, provided or installed, plus the nonrecoverable cost of system development and installation. Charges will be determined on an individual case basis as required and will be specified in 8.1.7(G).

(F) Rate Regulations

- (1) Inquiry Service consists of a bifurcated rate structure, a per message billed and a per adjustment rate.
- (a) The Inquiry Service per message billed rate applies for each customer message billed by the Telephone Company.
- (b) The per adjustment rate applies per adjustment made to an end user bill.

(G) Rates and Charges

	<u>Rate</u>
(1) Billing and collection Services	
Inquiry Service, per message	
per customer message billed	.0078
per adjustment	2.00
(2) In accordance with 8.1.7(E), the rates and charges will be developed on an individual case basis and listed below.	

9. SPECIAL FACILITIES ROUTING OF FSA**9.1 Description of Special Facilities Routing of FSA**

The FSA provided under this Price Guide are provided over such routes and facilities as the Telephone Company may elect. Special routing is involved where, in order to comply with requirements specified by the customer, the Telephone Company provides Switched Access, Special Access, or Special Federal Government Services in a manner which includes one or more of the following conditions.

9.1.1 Diversity

Where two or more FSA must be provided over not less than two different physical routes. Diversity is a Basic Service Element (BSE) under the Telephone Company's Open Network Architecture (ONA) Plan.

9.1.2 Avoidance

Where an FSA must be provided on a route which avoids specified geographical locations.

9.1.3 Cable-Only Facilities

Where certain Voice Grade FSA are provided on cable-only facilities to meet the particular needs of a customer. FSA is provided subject to the availability of cable-only facilities. In the event of FSA failure, restoration will be made through the use of any available facilities as selected by the Telephone Company.

Avoidance and Diversity are available on Switched Access as set forth in 4. preceding; Voiceband Special Access as set forth in 5 preceding; and Special Federal Government Services as set forth in 11. following. Cable-Only Facilities are available for Switched Access as set forth in 4. preceding; Voiceband Special Access as set forth in 5.2 preceding; and Special Federal Government Services as set forth in 11. following.

In order to identify any special routing requirements, the Telephone Company will provide the ordering customer with the required routing information for each specially routed FSA. If requested by the customer, this information will be provided when the FSA is installed and prior to any subsequent change in routing.

The rates and charges for Special Facilities Routing of FSA as set forth in 9.2 following are in addition to all other rates and charges that may be applicable for FSA provided under other sections of this Price Guide.

9. SPECIAL FACILITIES ROUTING OF FSA**9.2 Rates and Charges**

The rates and charges for Special Facilities Routing of FSA are as follows:

9.2.1 Diversity

For each FSA provided in accordance with 9.1.1 preceding, the rates and charges will be developed on an Individual Case Basis and filed following:

9.2.2 Avoidance

For each FSA provided in accordance with 9.1.2 preceding, the rates and charges will be developed on an Individual Case Basis and filed following:

9.2.3 Diversity and Avoidance Combined

For each FSA provided in accordance with 9.1.1 and 9.1.2 preceding, combined, the rates and charges will be developed on an Individual Case Basis and filed following:

9.2.4 Cable-Only Facilities

For each FSA provided in accordance with 9.1.3 preceding, the rates and charges will be developed on an Individual Case Basis and filed following:

10. SPECIAL CONSTRUCTION

10.1 General

This section contains the regulations, rates and charges applicable for Special Construction of Telephone Company facilities which are used to provide FSA offered under this Price Guide.

When Special Construction of FSA is required, the provisions of this section apply in addition to regulations, rates and charges set forth in other sections of this Price Guide.

10.1.1 Conditions Requiring Special Construction

Special Construction is required when suitable facilities are not available to meet a customer's ASR and one or more of the following conditions exist:

- The Telephone Company has no other requirement for the facilities constructed at the customer's request;
- The customer requests that FSA be furnished using a type of facility, or via a route, other than that which the Telephone Company would otherwise utilize in furnishing the requested FSA;
- The customer requests the construction of more facilities than is required to satisfy its ASR;
- The customer requests construction be expedited resulting in added cost to the Telephone Company;
- The customer requests that temporary facilities be constructed until permanent facilities are available.
- The customer requests construction of permanent facilities to be used for temporary video broadcast service.

10.1.2 Filing of Charges

Charges and liabilities for Special Construction will be filed in 10.4 following.

When Special Construction is required under conditions that preclude the filing of charges in full accordance with the FCC's Rules and Regulations (e.g., unavailability of cost details, short notice service date):

- (A) Notification will be made to the FCC that Special Construction will be provided in accordance with Special Permission No. 83-867.
- (B) After charges have been filed and have become effective they will apply from the date that the Special Construction was provided.
- (C) Charges and/or Maximum Termination Liabilities for Special Construction of facilities provided by a Connecting Carrier are developed by the Connecting Carrier and are filed by the Telephone Company in this Price Guide on its behalf.
- (D) Regulations and charges for Special Construction of facilities provided by Other Participating Carriers are filed in their Price Guides.

10. SPECIAL CONSTRUCTION**10.1 General (Cont'd)****10.1.3 Ownership of Facilities**

The Telephone Company retains ownership of all specially constructed facilities, except for those facilities constructed by connecting companies or carriers, even though the customer may be required to pay Special Construction charges.

10.1.4 Interval to Provide FSA

Based on available information and the type of FSA ordered, the Telephone Company will establish a scheduled date for the installation of necessary facilities. The date will be established on an Individual Case Basis and provided to the customer. The Telephone Company will make every reasonable effort to assure that the date is met. However, circumstances beyond the Telephone Company's control (e.g., backorder of components) may force a reschedule, and a new completion date will be established with the customer when appropriate.

10.1.5 Special Construction Involving Interstate and Intrastate FSA

When Special Construction involves facilities used to provide both intrastate and interstate FSA, charges for the portion of the construction used to provide intrastate FSA shall be in accordance with this Price Guide. Charges for the portion of the construction used to provide interstate FSA shall be in accordance with the appropriate Frontier Telephone Operating Company Interstate Price Guide providing facilities for Interstate Access.

10. SPECIAL CONSTRUCTION**10.2 Liabilities, Charges and Payments****10.2.1 General**

This section describes the various charges and liabilities that apply when the Telephone Company provides Special Construction of FSA, as outlined in 10.1.1, in accordance with a customer's specific request. Once the customer is notified of all charges and liabilities, the customer must provide the Telephone Company with written approval prior to the start of construction. If more than one condition requiring Special Construction is involved, charges for each condition apply (see Conditions Requiring Special Construction, 10.1.1 preceding).

10.2.2 Payment of Charges

Payment is due upon presentation of a bill for the specially constructed facilities.

10.2.3 Start/End of Billing

Billing of recurring charges for specially constructed FSA starts on the day after the FSA are provided. Billing accrues through and includes the day that the specially constructed FSA are discontinued. Monthly charges will normally be billed one month in advance.

10.2.4 Partial Payments

The Telephone Company will require a customer which has a proven history of late payments to the Telephone Company, or does not have established credit, to make a partial payment for the portion of the estimated cost of the Special Construction for which the customer is subject to a nonrecurring charge. Partial payments will be requested as costs are incurred and will be credited to the customer's account. Partial payments will not exceed the total nonrecurring charge to the customer for the Special Construction.

10.2.5 Development of Liabilities and Charges

The customer has the option of accepting the liabilities and charges based on estimated or actual costs. Estimated costs will be used unless the customer notifies the Telephone Company of the selection of the actual cost option in writing prior to the start of Special Construction. Under the estimated cost option, Special Construction liabilities and charges are developed based on estimated costs and will be filed in this Price Guide.

Under the actual cost option, if all actual costs are not available prior to the in-service date of the FSA, estimated Special Construction charges will be filed in this Price Guide. As soon as the actual costs, including costs of maintaining and filing these costs, are subsequently determined, the estimated charges will be adjusted to reflect the actual costs. The filed charges will then reflect actual costs existing at the time the FSA are provided.

10. SPECIAL CONSTRUCTION**10.2 Liabilities, Charges and Payments (Cont'd)****10.2.6 Type of Contingent Liabilities**

Depending on the specifics associated with each individual case the following Maximum Termination Liability may be applicable for Special Construction.

(A) Maximum Termination Liability

A MTL has two components, an amount and a specified period of time.

The amount is equal to all nonrecoverable costs less the net salvage value (e.g., depreciation, return, income tax associated with the specially constructed facilities). The amount will be amortized over the average account life of the specially constructed facilities. The standard liability period is the average account life of the Specially Constructed facilities expressed in years.

At the customer's option, an optional liability period shorter than the average account life may be established. If the customer chooses an optional liability period, the MTL amortization schedule will not change. The remaining MTL amount for the period between the expiration of the optional liability period and the expiration of the amortization schedule will be due as a lump sum payment (LS) at the time the optional liability period expires unless the case of Special Construction is extended.

Prior to the expiration of an optional liability period the customer has the option to (A) extend the use of the specially constructed FSA establishing a new liability period, or (B) terminate the case of Special Construction and pay the lump sum payment.

The Telephone Company will notify the customer six months in advance of the expiration date of the optional liability period. The customer must provide the Telephone Company with written notification of its intentions to be received one month prior to expiration of the optional liability period. Failure to do so, and payment of the next month's charges, will result in extension of the case of the Special Construction and the establishment of a new liability period equal to the remaining amortization period. A Case Preparation Charge will always apply if the Special Construction case is extended.

(B) Reduction on Maximum Termination Liability

The time frames for MTL for Special Construction are expressed by an effective date and an expiration date. The MTL will be reduced for each month the Special Construction FSA is in service. For example, if the MTL period is 10 years, for each month in service the MTL would be reduced 1/120th.

10. SPECIAL CONSTRUCTION**10.2 Liabilities, Charges and Payments (Cont'd)****10.2.7 Types of Charges**

Two categories of charges may be applicable for Special Construction. These charges are Nonrecurring Charges and Recurring Charges. These categories are described below.

(A) Nonrecurring Charges

One or more of the following nonrecurring charges may apply for each completed case if Special Construction or inquiry for Special Construction:

- case preparation
- termination
- cancellation
- expediting the construction
- optional payment charges

(1) Case Preparation Charge

The charge for case preparation includes the administrative expense associated with preparing and listing the charges in the Price Guide.

This expense includes such items as:

- (a) Price Guide preparation and processing
- (b) gross receipts and surcharge taxes

(2) Termination Charge

A Termination Charge applies when, at the customer's request, FSA provided on specially constructed facilities which have a Price Guide Maximum Termination Liability are discontinued prior to the expiration of the liability period.

The charge reflects the unamortized portion of the nonrecoverable cost at the time of termination of the specially constructed FSA adjusted for tax effects, for net salvage and for possible reuse. Administrative costs associated with the specific case of Special Construction and any cost for restoring a location to its original condition are also included. Termination Charges will never exceed the MTL.

(3) Cancellation Charge

If the customer cancels an order with which Special Construction is associated prior to the in-service date of the FSA, a Cancellation Charge will apply. The charge will include all nonrecoverable costs less the net salvage value incurred by the Telephone Company up to and including the time of cancellation.

10. SPECIAL CONSTRUCTION10.2 Liabilities, Charges and Payments (Cont'd)10.2.7 Types of Charges (Cont'd)(A) Nonrecurring Charges (Cont'd)(4) Expediting Charge

An Expediting Charge applies when a customer requests that Special Construction be completed on an expedited basis. The charge is equal to the difference in the estimated cost of construction on an expedited basis and construction without expediting.

(5) Optional Payment Charge

The customer may elect to pay an Optional Payment Charge when it requests Special Construction of facilities utilizing (1) a type of facilities or (2) a route other than that which the Telephone Company would otherwise utilize in furnishing the requested service. Payment of this charge will result in a lower recurring charge for the Special Construction. This election must be made in writing, before Special Construction starts.

If this election is coupled with the actual cost option, the Optional Payment Charge will reflect the actual cost of the specially constructed facilities.

(a) Development of Optional Payment Charge

This charge is equal to the excess installed cost or the total nonrecoverable cost, whichever is less (based on estimated or actual costs as elected by the customer).

Example 1:

Total Installed Cost	\$30,000.00
Nonrecoverable	\$20,000.00
Normal Installed Cost	\$17,000.00
Total Installed Cost	\$30,000.00
Minus Normal Installed Cost	\$17,000.00
Equals Excess Installed Cost	\$13,000.00
Optional Payment Charge	\$13,000.00
Nonrecoverable Cost	\$20,000.00
Minus Optional Payment Charge	\$13,000.00
Equals Investment for MTL Computation	\$7,000.00
Remaining Recoverable Excess Installed Cost	\$0.00

10. SPECIAL CONSTRUCTION10.2 Liabilities, Charges and Payments (Cont'd)10.2.7 Types of Charges (Cont'd)(A) Nonrecurring Charges (Cont'd)(5) Optional Payment Charge (Cont'd)(a) Development of Optional Payment Charge (Cont'd)

Since the total installed cost is \$30,000 and the normal installed cost would have been \$17,000, the Nonrecurring Charge (optional payment) is limited to the difference, i.e., \$13,000. A Maximum Termination Liability would then be established to protect the remaining nonrecoverable cost of \$7,000 which is the difference between the total Nonrecoverable Cost (\$20,000) and the Nonrecurring Charge (\$13,000). The remaining excess installed cost in this example is zero. In addition, a Recurring Charge will be developed as set forth in 10.2 following.

Example 2:

Total Installed Cost	\$30,000.00
Nonrecoverable Cost	\$10,000.00
Normal Installed Cost	\$17,000.00
Total Installed Cost	\$30,000.00
Minus Normal Installed Cost	\$17,000.00
Equals Excess Installed Cost	\$13,000.00
Optional Payment Charge	\$10,000.00
Nonrecoverable Cost	\$10,000.00
Minus Optional Payment Charge	\$10,000.00
Equals Investment for	
MTL Computation	\$0.00
Remaining Recoverable	
Excess Installed Cost	
Equals	\$3,000.00

10. SPECIAL CONSTRUCTION10.2 Liabilities, Charges and Payments (Cont'd)10.2.7 Types of Charges (Cont'd)(A) Nonrecurring Charges (Cont'd)(5) Optional Payment Charge (Cont'd)(b) Replacement Charge

The Optional Payment Charge is limited to the nonrecoverable cost. In this example the Optional Payment Charge equals the nonrecoverable cost. Therefore, there is no Maximum Termination Liability. In addition, a Recurring Charge will be developed as set forth in 10.2 following.

If any portion of the specially constructed FSA, for which an Optional Payment Charge has been paid, requires replacement involving capital investment, a charge for replacement will apply. This charge will be in the same ratio as the initial Optional Payment Charge was to the installed cost of the specially constructed FSA. The customer will be notified in writing that the replacement is required. Replacement will not be made without the customer's order. If any portion of the FSA subject to the replacement charge fails, the FSA will not be restored until the customer orders the replacement.

Example:

Original Total Installed Cost	\$30,000.00
Original Optional Payment Charge	\$15,000.00
Subsequent Cost of Replacement	\$2,000.00

$$\frac{\text{Original Optional Payment Charge} \times \text{Replacement Cost}}{\text{Total Installed Cost}}$$

$$\frac{\$15,000 \times 2,000}{\$30,000} = 1,000$$

Replacement Charge	\$1,000.00
--------------------	------------

10. SPECIAL CONSTRUCTION**10.2 Liabilities, Charges and Payments (Cont'd)****10.2.7 Types of Charges (Cont'd)****(B) Recurring Charges**

These charges apply on a monthly or annual basis for specially constructed FSA. There are three conditions for which Recurring Charges apply:

- When a customer requests a facility route or type other than that which the Telephone Company would utilize to provide FSA.
- When a customer's request results in the Telephone Company leasing transmission or other equipment from private vendors to provide FSA. (Lease Charge)
- When a customer's request results in the Telephone Company leasing transmission or other equipment from private vendors to provide FSA (Lease Charge).

(1) Excess Capacity Charge

An Excess Capacity Charge applies when the customer requests more facilities be constructed than are required to satisfy the customer's ASR. The charge is based on the estimated cost difference between the facilities constructed at the customer's request and the facilities actually required to meet the customer's ASR.

Example:

A customer has an immediate FSA requirement which would require a 100 pair cable but requests the installation of a 300 pair cable to allow for growth.

Total Installed Cost (300 Pair)	\$2,500.00
Estimated Annual Cost	\$920.00
Estimated Installed Cost (100 Pair)	\$1,000.00
Estimated Annual Cost	\$368.00

Excess Recurring Charge:

Annually \$920 - \$368 = \$552

Monthly \$552

12 = \$46

10. SPECIAL CONSTRUCTION**10.2 Liabilities, Charges and Payments (Cont'd)****10.2.7 Types of Charges (Cont'd)****(B) Recurring Charges (Cont'd)****(1) Excess Capacity Charge (Cont'd)**

This charge applies until such time as the customer orders sufficient FSA to necessitate use of a larger size cable (e.g., 200 pair cable). At that time the recurring charge is adjusted as indicated in the following example:

Total Installed Cost (300 Pair)	\$2,500.00
Estimated Annual Cost	\$920.00
Estimated Installed Cost (200 Pair)	\$1,900.00
Estimated Annual Cost	\$683.00

Excess Recurring Charge:

Annually \$920 - \$683 = \$237

Monthly \$237

12 = \$19.75

The charge is revised in this manner until the number of FSA being provided would require a 300 pair cable, at which time the Excess Capacity Charge is no longer applied. The charge would be reapplied if the number of FSA declined to a level which would not require a 300 pair cable.

Such charges will continue to apply to all facilities held in abeyance until the period of termination liability expires. If facilities are still held in abeyance after the termination liability expires, a new schedule of rates will be calculated and such rates will apply as long as facilities are held in abeyance for the customer.

10. SPECIAL CONSTRUCTION**10.2 Liabilities, Charges and Payments (Cont'd)****10.2.7 Types of Charges (Cont'd)****(B) Recurring Charges (Cont'd)****(2) Charge for Route or Type Other Than Normal**

When the IC requests Special Construction using a route or type of FSA other than that which the Telephone Company would normally use, a recurring charge is applicable. The charge is the difference between the estimated recurring costs of the specially constructed FSA and the estimated recurring costs of the FSA the Telephone Company would normally use. The charge will be no greater than the recurring costs of the specially constructed FSA.

If the customer elects to pay an Optional Payment Charge, the portion of the recurring charge for the excess investment covered by the optional payment excludes capital cost items (Depreciation, Return on Investment and Federal Income Tax on that Return). The remaining recurring expense cost items associated with the Optional Payment (Maintenance, Administration, and Other Taxes) are increased by ten percent management fee and will be included in the Recurring Charge. The portion of any recurring charge associated with any remaining Special Construction investment will include both capital and expense costs. The ten percent management fee is not applied to this portion of the Recurring Charge.

DEVELOPMENT OF RECURRING MONTHLY CHARGE FOR OPTIONAL PAYMENTS

	<u>SPECIAL ROUTE OR TYPE FSA</u>		<u>NORMAL</u>
	A	B	D
	Optional Payment		
	Nonrecurring	Specially	
	Charge For	Constructed FSA	
	Special Const.	Less Nonrecurring	Normal
	<u>FSA</u>	<u>Charges</u>	<u>Route/Type</u>
	\$13,000	\$17,000	<u>Facilities</u>
			\$17,000
1. Depreciation		\$1122	\$408
2. Federal Income Tax and Return		\$2142	\$2346
3. Maintenance	\$1131	\$1479	\$799
4. Administration	\$455	\$595	\$595
5. Other Taxes	\$286	\$37	\$374
6. Sub Total	\$1872	-	-
7. 10% x Line 6	\$187	-	-
8. Totals	(A)\$2059	(B)\$5712	(D)\$522
A + B = \$7771	A + B + C = \$7771	(A + B + C) - D = \$3249	
Excess Recurring Charge: (*) Annually	\$3249.00		
Monthly	\$270.75		

(*) The lower of (A+B+C)-D, or (A+B)

10. SPECIAL CONSTRUCTION10.2 Liabilities, Charges and Payments (Cont'd)10.2.7 Types of Charges (Cont'd)(B) Recurring Charges (Cont'd)(2) Charge for Route or Type Other Than Normal (Cont'd)

If the customer has elected the actual cost option, the recurring charge will be adjusted to reflect the actual cost of the new construction when the cost is determined. This adjusted recurring charge is applicable from the start of FSA.

For example 1 see 10.2.7

	<u>SPECIAL ROUTE OR TYPE FSA</u>			<u>NORMAL</u>
	<u>A</u>	<u>B</u>	<u>C</u>	<u>D</u>
Optional Payment				
Nonrecurring				
Charge For				
Special Const.				
<u>FSA</u>				
	\$10,000	\$20,000		\$17,000
1. Depreciation	-	\$1320		\$ 408
2. Federal Income				
Tax and Return	-	\$2520		\$2346
3. Maintenance	\$870	\$1740		\$799
4. Administration	\$350	\$700		\$595
5. Other Taxes	\$220	\$440		\$374
6. Sub Total	\$1440	-	-	-
7. 10% x Line 6	\$144	-	-	-
8. Totals	(A)\$1584	(B)\$6720	(C)	(D)\$4522

$$A + B = \$8304$$

$$A + B + C = \$8304$$

$$(A + B + C) - D = \$3782$$

Excess Recurring Charge: (*) Annually \$3782.00
Monthly \$315.17

(*) The lower of (A+B+C)-D, or (A+B)

10. SPECIAL CONSTRUCTION**10.2 Liabilities, Charges and Payments (Cont'd)****10.2.7 Types of Charges (Cont'd)****(B) Recurring Charges (Cont'd)****(3) Lease Charge**

A Lease Charge applies when the Telephone Company leases equipment, (e.g., portable microwave equipment) in order to provide FSA to meet the customer's requirements. The amount of the charge is the net added cost to the Telephone Company caused by the lease.

10.2.8 Application of Charges

The charges for Special Construction are those charges which are in effect for the period that the Special Construction is furnished. If the charges for a period covered by a bill change after the bill has been rendered, the bill will be adjusted to reflect the new charges. Charges are based on Special Construction of (A) permanent FSA, or (B) temporary FSA.

(A) Special Construction of Permanent FSA**(1) Special Construction When Not Available and There is No Other Requirement for Them**

When permanent FSA are not available and the Telephone Company constructs them and there is no other Telephone Company need, for the specially constructed FSA, a Nonrecurring Charge, and a Maximum Termination Liability may be applicable.

(2) Special Construction Using a Route or Type of FSA Other Than Normal

When the specially constructed FSA involve a route or type of FSA other than that which the Telephone Company would ordinarily use, charges are based on the difference between the estimated costs of the specially constructed FSA and those the Telephone Company would ordinarily use. A Nonrecurring Charge, a Recurring Charge, and a Maximum Termination Liability may be applicable.

10. SPECIAL CONSTRUCTION**10.2 Liabilities, Charges and Payments (Cont'd)****10.2.8 Application of Charges (Cont'd)****(A) Special Construction of Permanent FSA (Cont'd)**

- (3) Special Construction of a Greater Quantity of FSA Than Necessary to Satisfy the Customer's Order for Service

When the Telephone Company constructs more FSA than is required to satisfy the customer's order, additional charges will apply. These charges may include a Nonrecurring Charge, a Recurring Charge, and a Maximum Termination Liability.

- (4) Special Construction Expedited at Greater Cost Than Would Otherwise, be Incurred

When construction is expedited resulting in added costs, a nonrecurring Expediting Charge applies.

(B) Special Construction of Short Notice FSA Order

When permanent FSA are not available and temporary FSA are constructed pending the construction of permanent FSA, a nonrecurring charge, and a Maximum Termination Liability may be applicable.

10. SPECIAL CONSTRUCTION**10.3 Deferral of the in-Service of FSA****10.3.1 General**

The customer may request the Telephone Company to defer the in-service of FSA on specially constructed FSA subject to the provisions as set forth in 3.2.2(A) preceding. If the deferral is not in compliance with the provisions as set forth in 3.2.2(A) the Special Construction case is considered to be cancelled and cancellation charges apply. Requests for deferral must be in writing and are subject to the following regulations:

10.3.2 Construction Has Not Started

If the Telephone Company has not incurred any costs (e.g., engineering and/or installation) before receiving the customer's request for deferral, no charge applies other than the Case Preparation Charge. However, the original quotation is subject to the Telephone Company review at the time of reinstatement to determine if the original charges are still valid. Any change in liabilities and charges requires the concurrence of the customer in writing. Additional Case Preparation Charges will also apply.

10.3.3 Construction Has Started but Is Not Complete

If the construction of FSA has started, but has not been completed, before the Telephone Company receives the customer's request for deferral, charges apply. The charges vary depending on whether all or some of the FSA ordered are deferred.

(A) All FSA Are Deferred

When all FSA involving Special Construction are deferred, a charge equal to the costs incurred during each month of the deferral applies. Those costs include the recurring costs for that portion of the FSA already completed and any other costs associated with the deferral. The Case Preparation Charge also applies.

(B) Some But Not All FSA are Deferred

When some, but not all, FSA utilizing the specially constructed FSA are deferred, the Special Construction case will be completed. Maximum Termination Liability will apply in addition to Case Preparation Charges and any recurring charges associated with the Special Construction.

10.3.4 Construction Complete

If the construction of FSA has been completed before the Telephone Company receives the customer's request for deferral, the Case Preparation Charge as originally determined, will apply and any recurring charges associated with the Special Construction. The maximum termination liability period will begin when the customer accepts the service.

10. SPECIAL CONSTRUCTION

10.4 Charges for Customers Choosing the Optional Liability Period to Provide Permanent FSA

10.5 Charges for Customers Choosing the Standard Liability Period to Provide Permanent FSA

This section contains the Special Construction charges to provide permanent FSA to individual customers. Charges are developed on an Individual Case Basis for a specific customer and filed in this section.

10.6 Charges to Provide Temporary FSA

This section contains the Special Construction charges to provide temporary facilities to individual customers. Charges are developed on an Individual Case Basis for a specific customer and filed in this section.

11. SPECIAL FEDERAL GOVERNMENT FSA

11.1 General

This section covers FSA that are provided for use only by agencies or branches of the Federal Government and other users authorized by the Federal Government. FSA provided to state emergency operations centers are included. These FSA provide for command and control communications, including communications for national security, emergency preparedness and presidential requirements. They are required to assure continuity of Government in emergency and crisis situations and to provide for national security.

FSA for command and control communications and for national security and emergency preparedness are sometimes required within a short time frame. These provisions are especially needed to meet presidential requirements or in response to natural, manmade, or declared emergencies. Requirements of this type cannot be forecasted and are usually needed for a relatively short period. The provision of FSA under these conditions may require the availability of facilities, such as portable microwave equipment, etc., which are provided on a temporary basis.

11.2 Emergency Conditions

These FSA will be provided on the date requested or as soon as possible thereafter when the emergency falls into one of the following categories:

State of crisis declared by the National Command Authorities.

Efforts to protect endangered U.S. personnel or property both in the U.S. and abroad (includes space vehicle recovery and protection efforts).

Communications requirements resulting from hostile action, a major disaster or a major civil disturbance.

The Director (Cabinet level) of a Federal Department, Commander of a Unified/Specified Command, or Head of a Military Department has certified that a communications requirement is so critical to the protection of life and property or to the National Defense that it must be processed immediately.

Political unrest in foreign countries which affect the National Interest.

Presidential Service.

11.3 Intervals to Provide FSA

Orders for FSA may be placed under the standard or negotiated provisions.

11. SPECIAL FEDERAL GOVERNMENT FSA**11.4 Safeguarding of FSA****11.4.1 FSA Availability**

In order to ensure communications during periods of emergency, the Telephone Company will (within the limits of good management) make available the necessary facilities to restore FSA in the event of damage or to provide temporary emergency FSA.

In order to meet the requirements of agencies or branches of the Federal Government, the Telephone Company may utilize Government owned facilities, when necessary, to provide FSA.

11.5 Federal Government Regulations

FSA provided to the Federal Government will be billed in arrears, as required by Federal procurement or disbursement regulations, or as established by law. ICs providing service to the Federal Government are not entitled to the benefits of those laws or regulations providing for billing the Federal Government in arrears.

11.6 FSA Offerings to the Federal Government

The following FSA are provided only for agencies or branches of the Federal Government. Access Services provided to the Federal Government but not specified in the following will be provided in accordance with the regulations and at the rates contained in other sections of this Price Guide.

11.6.1 Type and Description**(A) High Capacity DS1 Service**

DS1 Service described in Section xxxxxx.

11.6.2 Mileage Application

Mileage for rate application is the airline distance measured between the two related Special Access terminating points (i.e., customer designated location and end user premises).

11. SPECIAL FEDERAL GOVERNMENT FSA**11.6 FSA Offerings to the Federal Government (Cont'd)****11.6.3 Rates and Charges****(A) Voice Grade Special Access**

Voice Grade Special Access, where required by the customer provided equipment or switching operation, are furnished in accordance with the applicable sections of this Price Guide.

Additional Conditioning,
Per Special Access
Termination

ICB rates and charges apply

(B) Move Charges

When any FSA for which a termination charge is specified is moved and is installed at a new location the customer may elect:

- (1) to pay the unexpired portion of the termination charge for the FSA, if any, with the application of a nonrecurring charge and the establishment of a new termination charge for such FSA at the new location, or
- (2) to continue the FSA subject to the unexpired portion of the termination charge, if any, and pay the estimated costs of moving such FSA, provided that the IC requests these charges be quoted prior to ordering the FSA move. Charges for moving such FSA will be based on estimated costs attributable to the move.

Move charges include the estimated costs of removal, restoration of FSA necessitated by the move, transportation, storage, reinstallation, engineering, labor, supervision, materials, administration, taxes, and any other specific items of cost directly attributable to the move.

(C) High Capacity DS1 Service

For Special Government access arrangements, High Capacity DS1 SALs will be rated as set forth in Section 5 but will be offered with clear channel capability as a nonchargeable option.

12. CARRIER COMMON LINE SERVICE**12.1 General**

Carrier Common Line charges are applicable in conjunction with Switched Access Service provided in Section 4 of this Price Guide.

12.2 Description of Carrier Common Line Access Service**12.2.1 Description**

Carrier Common Line charges compensate the Telephone Company for the use of Telephone Company provided common lines by customers for access to end users in furnishing Intrastate Communications.

A Special Access Surcharge will apply to intrastate Special Access service provided by the Telephone Company to a customer.

12.2.2 Limitations**(A) Exclusions**

Neither a telephone number nor detail billing are provided with Carrier Common Line access. Additionally, directory listings and intercept arrangements are not included in the rates and charges for Carrier Common Line access.

(B) WATS/WATS-type Access Lines

Where WATS Access is provided which terminates at a WATS Service Office, minutes which are carried on that service (i.e., originating minutes for outward WATS and WATS type services and terminating minutes for inward WATS and WATS type services) shall not be assessed Carrier Common Line charges.

All trunk side connections provided in the same combined access group or BSA will be limited to the same features and operating characteristics. Line side connections provided in the same combined access group will be limited to the same features and operating characteristics.

Switched access charges are not applicable to the dedicated portion of WATS and 800 Service. For the dedicated portion of WATS and 800 Service, the standard WATS and 800 access line charges as set forth in the Southwestern Bell Telephone Company Wide Area Telecommunications Service Price Guide are applicable.

12. CARRIER COMMON LINE SERVICE

12.3 Obligations of the Customer

12.3.1 Switched Access Service Requirement

Switched Access Service associated with the Carrier Common Line charges shall be ordered by the customer under other sections of this Price Guide.

12.3.2 Supervision

The customer facilities at the premises of the ordering customer shall provide the necessary on-hook and off-hook supervision.

12.4 Rate Regulations

12.4.1 Description and Application of Rates

(A) Billing of Charges

Carrier Common Line charges will be billed to each Switched Access Service provided under this Price Guide in accordance with the regulations as set forth in (E) following, except as set forth in (D) following and 12.4.3(D).

(B) Measuring and Recording of Call Detail

When access minutes are used to determine Carrier Common Line charges, they will be accumulated using call detail recorded by Telephone Company equipment and FGC or BSA-C operator and automated operator services systems call detail such as pay telephone sent-paid, operator-DDD, operator-person, collect, credit card, third number and/or other like calls recorded by the customer. The Telephone Company measuring and recording equipment will be associated with end office or access tandem switching equipment and will record each originating and terminating access minute where answer supervision is received. The accumulated access minutes will be summed on a line by line or trunk by trunk basis, by access group, BSA, or by end office, whichever type of account is used by the Telephone Company, for each customer and then rounded to the nearest minute.

(C) Mixed Interstate and Intrastate Usage

When the customer reports interstate and intrastate use of Switched Access Service, Carrier Common Line charges will be billed only to intrastate Switched Access Service access minutes based on the data reported by the customer except where the Telephone Company is billing according to actual usage by jurisdiction. Intrastate Switched Access Service access minutes will, after adjustment when necessary, be used to determine Carrier Common Line charges.

12. CARRIER COMMON LINE SERVICE**12.4 Rate Regulations** (Cont'd)**12.4.1 Description and Application of Rates** (Cont'd)**(D) Determination of Premium and Nonpremium Charges**

The application of premium and nonpremium rates for a specific customer is dependent upon the Switched Access feature group, BSA, and the availability of equal access capabilities in the end office or the WATS Serving Office from which the service is provided.

After the adjustments, as set forth in (D) preceding and 12.4.3, have been applied, when necessary, to Switched Access Service access minutes, charges for the involved customer account will be determined as follows:

- (1) Premium rated Switched Access Service minutes subject to Carrier Common Line charges will be multiplied by the premium access per minute rate as set forth in 12.5.
- (2) Nonpremium rated Switched Access Service minutes subject to Carrier Common Line charges will be multiplied by the nonpremium access per minute rate as set forth in 12.5.
- (3) Carrier Common Line charges shall not be reduced, as set forth in 12.4.3(A), unless Switched Access charges, as set forth in Section 4, are applied to the customer's Switched Access Services.
- (4) Terminating premium access or nonpremium access, per minute charge(s) apply to:
 - all terminating access minutes of use;
 - less those terminating access minutes of use associated with Mobile Telephone Switching Offices (MTSOs);
 - all originating access minutes of use associated with FGA or BSA-A Access Services where the off-hook supervisory signaling is forwarded by the customer's equipment when the called party answers;
 - all originating access minutes of use associated with calls placed to Service Access Code numbers, less those originating access minutes of use associated with calls placed to 500, 700, 800, and 900 numbers for which the customer furnishes a report of either the number of minutes or a report of the percent of minutes that terminate to a subscriber or common line, rather than a dedicated access line. This report will be provided by the customer on a quarterly basis, indicating for each month thereof or quarter, the information as set forth preceding in order to calculate the common line charges.

12. CARRIER COMMON LINE SERVICE**12.4 Rate Regulations (Cont'd)****12.4.1 Description and Application of Rates (Cont'd)****(D) Determination of Premium and Nonpremium Charges (Cont'd)****(4) (Cont'd)**

The customer will provide a report indicating separate common line information for 500, 700, 800, and 900 access minutes, at a statewide level and by jurisdiction.

The report will be based on the calendar year and will be due by the 15th day of the month preceding the quarter for which it is to be applied in order to become effective with the first full month of usage. Should the report be received after the 15th day of the month, the Telephone Company will make every effort to process the report as set forth above. When received by the Telephone Company as described herein, the quarterly report will be used for calculating common line charges on a current bill basis for the next three months usage.

Prorating or back billing will not occur based on the report. Any under or over estimation should be reflected in the subsequent quarterly report.

If a billing dispute arises concerning the customer provided report, the Telephone Company will request the customer to provide the data used to develop the report. The Telephone Company will not request such data more than once a year. The customer shall supply the data within 30 days of the Telephone Company's request.

In the event the customer fails to provide a quarterly report, the Telephone Company will use the previously reported information to calculate the common line charges.

(5) The originating premium or nonpremium per minute charge(s) apply to:

- all originating access minutes of use;
- less those originating access minutes of use associated with FGA or BSA-A Access Services where the off-hook supervisory signaling is forwarded by the customer's equipment when the called party answers;
- less all originating access minutes of use associated with calls placed to Service Access Code numbers;
- less those originating access minutes of use associated with Mobile Telephone Switching Offices (MTSOs);
- plus all originating access minutes of use associated with calls placed to 500, 700, 800 and 900 numbers for which the customer furnishes a report of either the number of minutes or a report of the percent of minutes that terminate to a subscriber or common line, and for which a corresponding reduction in the number of terminating access minutes of use has been made as set forth in (4).

12. CARRIER COMMON LINE SERVICE**12.4 Rate Regulations** (Cont'd)**12.4.2 Determination of Usage Subject to Carrier Common Line Charges**

Except as set forth herein, all Switched Access Service provided to the customer will be subject to Carrier Common Line charges.

(A) Determination of Jurisdiction

When the customer reports interstate and intrastate use of Switched Access Service, the associated Carrier Common Line charges for intrastate usage will be determined as set forth in 4.3.2 and 4.5.2.

(B) Cases Involving Usage Recording by the Customer

Where FGC or BSA-C end office switching is provided without Telephone Company recording and the customer records minutes of use to determine Carrier Common Line charges (i.e., FGC or BSA-C operator and calls such as pay telephone sent-paid, operator-DDD, operator-person, collect, credit card, third number and/or other like calls), the customer shall furnish such minutes of use detail to the Telephone Company in a timely manner. If the customer does not furnish the data, the customer shall identify all Switched Access Services which could carry such calls in order for the Telephone Company to accumulate the minutes of use through the use of special Telephone Company measuring and recording equipment.

(C) Local Exchange Access and Enhanced Services Exemption

When access to the local exchange is required to provide a customer service (e.g., MTS/WATS-type, telex, Data, etc.) that uses a resold private line service, Switched Access Service Rates and Regulations, as set forth in Section 4, will apply, except when such access to the local exchange is required for the provision of an enhanced service. Carrier Common Line charges, as set forth in 12.5, apply in accordance with the resale rate regulations as set forth in 12.4.3.

12. CARRIER COMMON LINE SERVICE**12.4 Rate Regulations (Cont'd)****12.4.3 Resold Services****(A) Scope**

Where the customer is reselling MTS/MTS-type service(s) on which the Carrier Common Line and Switched Access charges have been assessed, the customer may, at the option of the customer, obtain FGA, FGB, FGD, BSA-A, BSA-B or BSA-D Switched Access Service under this Price Guide, as set forth in Section 4, for originating and/or terminating access in the local exchange. Such access group or BSA arrangements, whether single lines or trunks or multiline hunt groups or trunk groups, will have Carrier Common Line charges, as set forth in 12.5, applied in accordance with the resale rate regulations set forth in (D) following. For purposes of administering this provision:

Resold intrastate terminating MTS/MTS-type service(s) shall include collect calls, third number calls and credit card calls where the reseller pays the underlying carrier's service charges, and shall not include interstate minutes of use.

Resold intrastate originating MTS/MTS-type service(s) shall not include collect, third number, credit card or interstate minutes of use.

(B) Customer Obligations Concerning the Resale of MTS/MTS-type Services

When the customer is reselling MTS/MTS-type service, as set forth in (A) preceding, the customer will be charged Carrier Common Line charges in accordance with the resale rate regulations, as set forth in (D) following, if the customer or the provider of the MTS/MTS-type service furnishes documentation of the MTS/MTS-type usage. Such documentation shall be supplied each month by the customer and shall identify the involved resold MTS/MTS-type services.

The monthly period used to determine the minutes of use for resold MTS/MTS-type service(s) shall be the most recent monthly period for which the customer has received a bill for such resold service(s). This information shall be delivered to the Telephone Company, at a location specified by the Telephone Company, no later than 15 days after the bill date shown on the resold MTS/MTS-type service bill. If the required information is not received by the Telephone Company, the previously reported information, as described preceding, will be used for the next two months. For any subsequent month, no allocation or credit will be made until the required documentation has been received by the Telephone Company.

12. CARRIER COMMON LINE SERVICE**12.4 Rate Regulations** (Cont'd)**12.4.3 Resold Services** (Cont'd)**(C) Resale Documentation Provided by the Customer**

When the customer utilizes Switched Access Service, as set forth in (B) preceding, the Telephone Company may request a certified copy of the customer's resold MTS/MTS-type usage billing from either the customer or the provider of the MTS/MTS-type service. Requests for billing will relate back no more than 12 months prior to the current billing period.

(D) Rate Regulations Concerning the Resale of MTS/MTS-type Services

When the customer is provided an access group or BSA to be used in conjunction with the resale of MTS/MTS-type services, as set forth in (A) preceding, subject to the limitations, as set forth in 12.2, and the billing entity receives the usage information required, as set forth in (B) preceding, to calculate the adjustment of Carrier Common Line charges, the customer will be billed, as set forth in (4), (5) or (6) following, depending upon, respectively, whether the usage is from nonequal access offices, equal access offices or a combination of the two.

(1) Apportionment and Adjustment of Resold Minutes of Use

When the customer is provided with more than one access group or BSA in a LATA in association with the resale of MTS/MTS-type services, the resold minutes of use will be apportioned as follows:

(a) Originating Services

The Telephone Company will apportion the resold originating MTS/MTS-type services and originating minutes of use for which the resale credit adjustment applies, among the access groups and BSAs. Such apportionment will be based on the relationship of the originating usage for each access group or BSA to the total originating usage for all access groups or BSAs in the LATA. For purposes of administering this provision:

Resold originating MTS/MTS-type services minutes shall be only those attributable to intrastate originating MTS/MTS-type minutes and shall not include collect, third number, credit card or interstate minutes of use.

The resale credit adjustment shall apply for resold originating MTS/MTS-type services and minutes of use, provided Carrier Common Line and Switched Access charges have been assessed on such services.

12. CARRIER COMMON LINE SERVICE**12.4 Rate Regulations (Cont'd)****12.4.3 Resold Services (Cont'd)****(D) Rate Regulations Concerning the Resale of MTS/MTS-type Services (Cont'd)****(1) Apportionment and Adjustment of Resold Minutes of Use (Cont'd)****(b) Terminating Services**

The Telephone Company will apportion the resold terminating MTS/MTS-type services and terminating minutes of use for which the resale credit adjustment applies, among the access groups and BSAs. Such apportionment will be based on the relationship of the terminating usage for each access group or BSA to the total terminating usage for all access groups or BSAs in the LATA. For purposes of administering this provision:

Resold terminating MTS/MTS-type services minutes shall be only those attributable to intrastate terminating MTS/MTS-type minutes of use (i.e., collect, third number, and credit card) and shall not include interstate minutes of use or MTS/MTS-type minutes of use paid for by another party.

The resale credit adjustment shall apply for resold terminating MTS/MTS-type services and minutes of use, provided Carrier Common Line and Switched Access charges have been assessed on such services.

(2) Same State/Telephone Company/Exchange Limitation

In order for the rate regulations to apply, as set forth in (4), (5) or (6) following, the access groups or BSAs and the resold MTS/MTS-type services must be provided in the same state (except when the same extended area service arrangement is provided in two different states by the same Telephone Company) in the same exchange, provided by the same Telephone Company and connected directly or indirectly. For those exchanges that encompass more than one state, the customer shall report the information by state within the exchange.

12. CARRIER COMMON LINE SERVICE**12.4 Rate Regulations** (Cont'd)**12.4.3 Resold Services** (Cont'd)**(D) Rate Regulations Concerning the Resale of MTS/MTS-type Services** (Cont'd)**(3) Direct and Indirect Connections**

Each of the access group or BSA arrangements used by the customer in association with the resold MTS/MTS-type services must be connected either directly or indirectly to the customer designated premises at which the resold MTS/MTS-type services are terminated. Direct connections are those arrangements where the access groups or BSAs and resold MTS/MTS-type services are terminated at the same customer designated premises.

Indirect originating connections are those arrangements where the access groups, BSAs and the resold originating MTS/MTS-type services are physically located at different customer designated premises in the same exchange. Such different customer designated premises are connected by facilities that permit a call to flow from access groups or BSAs to resold MTS/MTS-type services.

Indirect terminating connections are those arrangements where the access groups, BSAs and resold terminating MTS/MTS-type services are physically located at different customer designated premises in the same exchange. Such different customer designated premises are connected by facilities that permit a call to flow from resold terminating MTS/MTS-type services to access groups or BSAs.

(4) Access Groups and BSAs - Nonequal Access Offices Only

The adjustments, as set forth here and in (5) and (6) following, will be computed separately for each access group and for each BSA.

When all the usage on an access group or BSA originates from and/or terminates to end offices that have not been converted to equal access, the nonpremium charge per minute, as set forth in 12.5, will apply. The access minutes which will be subject to Carrier Common Line charges will be the adjusted originating intrastate access minutes for such access groups or BSAs.

12. CARRIER COMMON LINE SERVICE**12.4 Rate Regulations (Cont'd)****12.4.3 Resold Services (Cont'd)****(D) Rate Regulations Concerning the Resale of MTS/MTS-type Services (Cont'd)****(4) Access Groups and BSAs - Nonequal Access Offices Only (Cont'd)**

The adjusted originating access minutes will be the originating interstate access minutes less the reported resold originating MTS/MTS-type service minutes of use, as set forth in (1)(a) preceding, but not less than zero. The adjusted terminating access minutes will be the terminating interstate access minutes less the reported resold terminating MTS/MTS-type service minutes of use, as set forth in (1)(b) preceding, but not less than zero.

(5) Access Groups and BSAs - Equal Access Offices Only

When all the usage on an access group or BSA originates from and/or terminates to end offices that have been converted to equal access, the premium charge per minute, as set forth in 12.5, will apply. The minutes billed Carrier Common Line charges will be the adjusted originating interstate access minutes and the adjusted terminating interstate access minutes for such access groups or BSAs.

The adjusted originating access minutes will be the originating intrastate access minutes less the reported resold originating MTS/MTS-type service minutes of use, as set forth in (1)(a) preceding, but not less than zero. The adjusted terminating access minutes will be the terminating interstate access minutes less the reported resold terminating MTS/MTS-type service minutes of use, as set forth in (1)(b) preceding, but not less than zero.

(6) Access Groups and BSAs - Nonequal Access and Equal Access Offices

When an access group or BSA has usage that originates from and/or terminates to both end offices that have been converted to equal access and end offices that have not been converted, both premium and nonpremium per minute charges, as set forth in 12.5, will apply respectively. The minutes billed Carrier Common Line charges will be the adjusted originating intrastate access minutes plus the adjusted terminating intrastate access minutes for such access groups or BSAs.

12. CARRIER COMMON LINE SERVICE**12.4 Rate Regulations (Cont'd)****12.4.3 Resold Services (Cont'd)****(D) Rate Regulations Concerning the Resale of MTS/MTS-type Services (Cont'd)****(6) Access Groups and BSAs - Nonequal Access and Equal Access Offices (Cont'd)**

The adjusted originating access minutes will be the originating intrastate access minutes less the reported resold originating MTS/MTS-type service minutes of use, as set forth in (1)(a) preceding, but not less than zero. The adjusted terminating access minutes will be the terminating intrastate access minutes less the reported resold terminating MTS/MTS-type service minutes of use, as set forth in (1)(b) preceding, but not less than zero.

The adjusted originating access minutes and the adjusted terminating access minutes will be apportioned between premium and nonpremium access minutes using end-office specific usage data when available, or when usage data are not available, usage ratios will be utilized. The premium and nonpremium per minute charges set forth in 12.5 will apply to the respective premium and nonpremium access minutes determined in this manner.

(7) When the Adjustment Will Be Applied to Customer Bills

The adjustment, as set forth in (4), (5) and (6) preceding, will be made to the involved customer account no later than either the next bill date, or the one subsequent to that, depending on when the usage report is obtained.

(8) Conversion of Billed Usage to Minutes

When the MTS/MTS-type usage is shown in hours, the number of hours shall be multiplied by 60 to develop the associated MTS/MTS-type minutes of use. If the MTS/MTS-type usage is shown in a unit that does not show hours or minutes, the customer shall provide a factor to convert the shown units to minutes.

(9) Mixed Interstate and Intrastate Usage

The adjustment, as set forth in (4), (5) and (6) preceding, will be made to the involved customer account after making the adjustments to the customer account, as set forth in 4.5.2.

12. CARRIER COMMON LINE SERVICE**12.4 Rate Regulations (Cont'd)****12.4.4 Coin Services****(A) Collection and Remittance of Coin Station Monies**

When the customer is provided Operator Assistance-Coin or Combined Coin and Noncoin or Operator Assistance-Full Feature Arrangements for sent-paid pay telephone access as set forth in Section 4., the Telephone Company will collect sent-paid monies from pay telephone stations and will remit monies to the customer as set forth in 12.4.4(C). The Telephone Company will provide message call detail format and bill periods used to determine the monies upon request from the customer.

(B) Provision of Message Call Detail Concerning Coin Station Monies

Where Operator Assistance-Coin or Combined Coin and Noncoin or Operator Assistance-Full Feature Arrangements for sent-paid pay telephone access is provided to the customer and the customer wishes to receive the monies it is due for the monies collected by the Telephone Company from coin pay telephone stations, the customer shall furnish to the Telephone Company, at a location specified by the Telephone Company, the customer message call detail for the customer sent-paid (coin) pay telephone calls in accordance with the Telephone Company collection schedule. The customer message call detail furnished shall be in a standard format established by the Telephone Company. The Telephone Company will provide to the customer the precise details of the required standard format. If in the course of Telephone Company business, it is necessary to change the standard format, the Telephone Company will provide notification to the involved customer six months prior to the change. If no customer message call detail is received from the customer for each bill period established by the Telephone Company, the Telephone Company will assume there were no customer sent-paid (coin) pay telephone calls for the period. In addition, the customer shall furnish a schedule of its charges for sent-paid (coin) calls to the Telephone Company at a location and date as specified by the Telephone Company. Any change in the customer's schedule of charges shall be furnished to the Telephone Company one day after the change becomes effective.

12. CARRIER COMMON LINE SERVICE**12.4 Rate Regulations (Cont'd)****12.4.4 Coin Services (Cont'd)****(C) Payment of Coin Sent-Paid Monies**

The Telephone Company will collect the monies from coin pay telephone stations and will determine the remit amounts due to a customer which is provided Operator Assistance-Coin or Combined Coin and Noncoin or Operator Assistance-Full Feature Arrangements for sent-paid pay telephone access as follows:

(1) Bill Period Coin Revenue

The Telephone Company will establish a collection schedule for each coin pay telephone station and will collect the monies from the coin pay stations based on this collection schedule. The monies collected based on this schedule during each bill period established by the Telephone Company will be identified by coin pay telephone station and summed to develop the Bill Period Coin Revenue for each coin record day (i.e., the day a record is prepared and dated to show the amount due the customer).

(2) Total Customer Coin Revenue

The interstate Total Customer Coin Revenue will be determined by the Telephone Company based on the customer message call detail received from the customer for each bill period and the customer's schedule of charges for sent-paid coin calls. Such Total Customer Coin Revenue will be developed each coin record day.

(3) Recourse Adjustments

For each coin record day, the Telephone Company will subtract from the total customer Coin Revenue an amount for coin station shortages. Coin station shortages are amounts resulting from unauthorized calling at coin pay telephone stations, use of unauthorized coins (i.e., foreign coins, slugs and improper use of U.S. pennies), unauthorized removal of coins from coin pay telephone stations and coin refunds beyond the Telephone Company's control. Such amount for coin station shortages will be developed by the Telephone Company by multiplying the Total Customer Coin Revenue for each coin record day by a shortage factor. Such amount will be rounded to the nearest penny. The shortage factor will be determined by dividing the yearly total coin shortage amount by the yearly total coin revenue amount (i.e., total coin revenue equals the Coin Revenue due under exchange Price Guides, state toll Price Guides and interstate toll Price Guides). The total coin shortage amount and the total revenue amount will be determined by the Telephone Company through an annual special study.

12. CARRIER COMMON LINE SERVICE**12.4 Rate Regulations (Cont'd)****12.4.4 Coin Services (Cont'd)****(C) Payment of Coin Sent-Paid Monies (Cont'd)****(4) Payment of Net Customer Coin Revenue**

The Telephone Company will determine the Net Customer Coin Revenue for each coin record day by subtracting from the Total Customer Coin Revenue determined as set forth in (2) preceding the amount for coin station shortages determined as set forth in (3) preceding. On the date (payment date) determined by adding 45 days to the coin record day, the Telephone Company will remit payment to the customer for the Net Customer Coin Revenue.

(5) Audit Provisions

Upon reasonable written notice by the customer to the Telephone Company, the customer shall have the right through its authorized representative to examine and audit, during normal business hours and at reasonable intervals as determined by the Telephone Company, all such records and accounts as may under recognized accounting practices contain information bearing upon the determination of the amount payable to the customer. Adjustment shall be made by the proper party to compensate for any errors or omissions disclosed by such examination or audit. Neither such right to examine and audit nor the right to receive such adjustment shall be affected by any statement to the contrary, appearing on checks or otherwise, unless such statement expressly waiving such right appears in a letter signed by the authorized representative of the party having such right and delivered to the other party.

All information received or reviewed by the customer or its authorized representative is to be considered confidential and is not to be distributed, provided or disclosed in any form to anyone not involved in the audit, nor is such information to be used for any other purpose.

12.5 Rates and Charges

The rate for Carrier Common Line Access is:	<u>Rate</u>
Premium	
Originating, per Minute	\$0.00
Terminating, per Minute	\$0.00
Non Premium	
Originating FGA, FGB, BSA-A and BSA-B, per Minute	\$0.00
Terminating FGA and BSA-A, per Minute	\$0.00
Non Premium	
Terminating FGB and BSA-B, per Minute	\$0.00

13. ADVANCED COMMUNICATIONS NETWORKS

13.1 General

This section contains the rules and regulations pertaining to the provision of Advanced Communications Networks Service. The regulations and rates specified herein are in addition to the applicable regulations and rates specified in other sections of this Price Guide.

13.2 Reserved for Future Use

13. ADVANCED COMMUNICATIONS NETWORKS**13.3 Transparent LAN Service (TLS)****(A) Definitions**

In addition to the General Definitions set forth in Section 2, the following definitions apply:

Domain: A Virtual Local Area Network (VLAN) or a collection of circuits that belong to one closed user group.

Gigabit Per Second (Gbps): Data transfer rate for 1000 Mbps. The speed at which data is transferred through the network, where one Gigabit per second equals the transfer rate of one (1) billion bits of data in one (1) second.

Megabit Per Second (Mbps): The speed where data is being transferred in the network, where one Megabit Per Second equals to the transfer rate of 1 million bits of data in 1 second.

Nanometers (nm): Wavelength frequency equivalent to 1 billionth of a meter.

(B) Service Description

Transparent LAN Service (TLS) is a high-speed data service which uses a shared fiber network to allow for the interconnection of Local Area Networks (LANs) across selected metropolitan areas. TLS delivers an interface of 10 Mbps, 100 Mbps, 1000 Mbps or 10 Gbps from the Customer's LANs to the shared network.

TLS creates a network with the ability to function as a shared public network. TLS protects data privacy by using specialized screening software that permits subscribers to access only their data.

TLS is available in two service types: Ethernet Multipoint Service (EMS) or Ethernet Relay Service (ERS). The customer must select either (EMS) or (ERS) as the service type for each domain:

Ethernet Multipoint Service (EMS) - a connection-less Ethernet TLS service that allows connectivity among multiple customer designated locations within a LATA.

With the EMS service type, Ethernet TLS protects data privacy by using closed user groups (CUGs), also known as virtual LANs. CUGs or virtual LANs are used to provide traffic separation, privacy and security between customers on the shared switch and backbone. Subscribers in a CUG can only access their own data. An EMS domain is comprised of any number of access lines designated by the customer to be included in a closed user group (CUG) or virtual LAN. EMS provides multipoint-to-multipoint connectivity among all of the customer's access lines within a given domain.

13. ADVANCED COMMUNICATIONS NETWORKS**13.3 Transparent LAN Service (TLS) (Cont'd)****(B) Service Description (Cont'd)**

Ethernet Relay Service (ERS) - a connection-oriented Ethernet TLS service that allows for point-to-point connectivity between customer designated locations within a LATA.

With the ERS service type, an Ethernet Virtual Circuit (EVC) establishes a virtual LAN or CUG. An ERS domain is comprised of any number of virtual LANs designated by the customer to be included in the ERS domain. ERS provides point-to-point connectivity between pairs of customer's access lines.

A customer may have more than one domain within a LATA, but connections between domains are not permitted. TLS may be used to access shared networks. In such cases, subscribers in a CUG can only access their own data.

With ERS service type, an Ethernet Virtual Private – Local Area Network (EVP-LAN) can be established with EVP-LAN EVCs. An EVP-LAN is a multipoint Virtual LAN comprised of a CUG of two or more EVCs. EVP-LAN EVCs is designated by the Customer within an ERS Premier domain.

Six EVC service classes are available for use with the ERS service type:

ERS Standard (ERS-Std), ERS Basic (ERS-B), and EVP-LAN Basic (EVPLAN-B): designed for customer applications that do not require a Committed Information Rate (CIR) or low delay, where CIR = 0 and Excess Information Rate (EIR) = # of Mbps of the selected ERS-Std/ERS-B or EPTVAN-B EVC service class.

ERS-Priority Data (ERS-PD): designed for customer applications which do not require low delay, but require a CIR, where CIR = # of Mbps of the selected ERS-PD EVC service class and EIR = # of Mbps of the selected ERS-PD EVC service class.

ERS Real Time (ERS-RT) and EVP-LAN Real Time (EVPLAN-RT): designed for customer applications which require a CIR and low delay for some portion of their traffic, where CIR = # of Mbps of the selected ERS-RT EVC service class and EIR = 0. EVPLAN-RT is not available for 10 Gbps UNI speed.

An ERS EVC can include up to three service classes (ERS-B, ERS-PD and ERS-RT) as described above within each EVC. An EVP-LAN EVC can include one service class (either EVPLAN-B or EVPLAN-RT) as described above within each EVC. The customer will be required to identify the Basic, PD and RT Class of Service Ethernet frames by one of the following choices: setting the VLAN Class of Service (CoS) ID (for 802.1q tagged Ethernet Frames) or setting the DiffServ Code Point (DSCP) (for tagged or untagged Ethernet frames) or setting the VLAN ID (for tagged or untagged Ethernet frames), appropriately.

13. ADVANCED COMMUNICATIONS NETWORKS**13.3 Transparent LAN Service (TLS) (Cont'd)****(C) Conditions**

- (1) A TLS network will be limited to central offices in a specific geographic location. Customers gain access to the shared TLS network via a switch, node or other Company equipment delivering service through a shared fiber path or network infrastructure deployed in the Customer's serving central office (TLS equipped central office), deployed in leased space near the Customer's location, or deployed at the Customer's location. At subscription, the Customer has an option of selecting access lines at speeds of 10 Mbps, 100 Mbps, 1000 Mbps or 10 Gbps.
- (2) TLS is available to Customers whose serving central office is a TLS equipped central office and is located within the maximum allowable range of the serving central office. The maximum allowable fiber range is determined by the dB loss rate so the actual distance, between the TLS equipped central office and the customer's location, may vary due to transport facility used in each serving arrangement.
- (3) If the Customer's serving central office is not a TLS equipped central office, the Customer may obtain service by paying the Interoffice Mileage charge in addition to TLS charges. The dB loss cannot exceed the maximum allowable range, as specified in (C)(2).
- (4) The standard Customer connectivity model for UNI Port and Access includes direct fiber or existing transport facilities between the Customer's location and the TLS equipped central office. Customers requesting Protected Access Line service will have two standby fibers provisioned in addition to the primary direct fiber. Customer may select to have their UNI Port and Access provisioned over an optical transport system. If so, the customer must choose one of the following UNI Port with Access arrangements:
 - Protected Non-Diverse: Customer connectivity is provisioned over an optical transport system as a survivable service with an alternate (non-diverse) facility between the Customer's location and the TLS equipped central office. The optical protected interoffice charge is applicable to 1000 Mbps speed when interoffice facilities are required.
 - Protected Diverse: Customer connectivity is provisioned over an optical transport system as a survivable service with an alternate and diverse fiber path between the Customer's location and the TLS equipped central office. The optical protected interoffice charge is applicable to 1000 Mbps speed when interoffice facilities are required. Dual entrance at the customer premises and company wire centers are not considered a standard feature of this option, but may be provided through special construction charges, where facilities are available.
 - Protected Private: Customer connectivity is provisioned over a dedicated private ring which the customer has already obtained from the Telephone Company. At least one node of the private ring must be located in a TLS equipped central office.

13. ADVANCED COMMUNICATIONS NETWORKS**13.3 Transparent LAN Service (TLS) (Cont'd)****(C) Conditions****(5) Provision of Service**

The TLS service will consist of:

Network Interface Device (NID) at the Customer's premises to terminate the fiber pair or other optical transport.

- Optical Transport from the Customer's premise to the serving central office.
- Network Management including fault monitoring and diagnostics, performance and network configuration applications and manual monitoring when necessary.
- User Network Interface (UNI) Port with Access Line Connection.
- Ethernet Virtual Circuit (EVC), where applicable.
- Optional Features
 - Customer Service Management (CSM)
- Dedicated Port on the switch.
- Interoffice Mileage, where applicable.

(6) Availability of Service

TLS will be provided seven days a week, 24 hours a day, from central offices equipped to provide this service and where optical transport facilities exist.

ERS Service, including Premier Access Lines and ERS-Std, ERS-B, ERS-PD, ERS-RT, EVPLAN-B, and EVPLAN-RT EVCs, as defined in section B.1, will only be available from Central Offices equipped to support ERS service.

TLS is available where facilities and conditions permit. Special construction charges may apply.

13. ADVANCED COMMUNICATIONS NETWORKS**13.3 Transparent LAN Service (TLS) (Cont'd)****(C) Conditions (Cont'd)****(7) Connections**

The network interface is the LAN interface on the TLS equipment at the Customer's premises. The interfaces are as follows:

10 Mbps Ethernet RJ45 & AUI
100 Mbps Ethernet (RJ45)
1000 Mbps Ethernet SC Connector

The Customer is responsible for any inside wire required in connecting the LAN to the TLS equipment.

The Customer is also responsible for installation, operation and maintenance of any Customer-provided equipment.

The Company has the service responsibility up to and including the network interface.

- (8) Limitations - The Customer's location must be within the maximum allowable range of the TLS equipped central office.
- (9) Maintenance Window - To meet the Customers' requirements, occasional network upgrades must be performed. These network upgrades are needed to provide improved performance and new features. Generally, these upgrades will be performed between the hours of 11 PM and 6 AM. Network upgrades are planned to provide Customers reasonable and timely notification in order to minimize any impact on the Customers' service.
- (10) Technical Specifications - The technical specifications for TLS are delineated in IEEE802.3-2000.
- (11) Transmission Mode - The transmission mode supported is dependent on the access rate. The supported transmission mode for 10 Mbps access is half duplex and full duplex. Full duplex 10 Mbps access is available only where conditions and facilities permit. The supported transmission mode for 100 Mbps, 1000 Mbps or 10 Gbps access is full duplex.
- (12) TLS is available where facilities and conditions permit. Special Construction charges may apply as referenced in Section 10 of this Price Guide.

13. ADVANCED COMMUNICATIONS NETWORKS**13.3 Transparent LAN Service (TLS) (Cont'd)****(D) Regulations****(1) Service Level Agreements (SLA)**

Service Level Agreements (SLA) provide TLS Customers with Service Response Credits (SRC) applied to their Frontier telephone bill if the Company fails to meet certain operational and network thresholds. SLAs are available at no additional charge or fee to the Customer.

A Customer is eligible for the SLA SRC given the Customer adheres to the conditions stated within this section. The SLA specifies performance criteria against which actual performance for TLS will be compared on a monthly basis.

The TLS SLA includes the following measurements:

Operational SLAs

- Mean Time to Repair (MTTR)
- Network Availability

Network Performance SLAs

- Ethernet Virtual Circuit (EVC) Class of Service (CoS) Performance
 - Data Delivery Ratio (DDR)
 - Round Trip Delay (RTD)
 - Jitter

The SLA SRC will apply to the following TLS elements:

UNI Port with Access Line Connection

Ethernet Virtual Circuit (EVC) Bandwidth, excluding EVPLAN EVCs

To receive SRCs on eligible rate elements, the Customer must have the eligible rate elements listed in its initial subscription based on the established customer of record or have ordered the eligible rate elements subsequent to its initial subscription. The Company reserves the right to change, alter or discontinue the optional SRC plan at its discretion.

All service performance and provisioning measurements are conducted using the Company monitoring systems and procedures. The Company may change these systems and procedures at its sole discretion. In performing measurements of overall Mean Time to Repair (MTTR) and Network Availability, the Company shall include data measured throughout the territories covered by this Price Guide.

13. ADVANCED COMMUNICATIONS NETWORKS**13.3 Transparent LAN Service (TLS) (Cont'd)****(D) Regulations (Cont'd)****(1) Service Level Agreements (SLA) (Cont'd)**

To receive credit, the Company must receive from the Customer a written request for credit within thirty (30) calendar days of the end of the monitoring period that the SRC is referencing. The Customer's request for credit must be submitted to the appropriate Company entity (office or interface) in a manner prescribed by Company. The request must include a list of all impacted circuit/connection identification numbers and the type of SRC requested for each circuit/connection. The SRC monitoring period is based on a calendar month.

(a) Operational Service Level Agreements (SLAs)**1. Mean Time to Repair (MTTR)**

MTTR is the average mean time for the Company to repair Customer reported interruptions for service that is within the Company's network. A TLS service is interrupted when it becomes unusable to the Customer because of a failure of a facility component within the Company's network that is used to furnish service under this Price Guide.

MTTR Measurement

Under the MTTR SLA, the Company will measure the average Time to Repair (TTR) for Customer-reported interruptions in the services with respect to TLS Access Lines. To be measured under this SLA, the Customer must report any interruption to a Company-designated entity for the opening of a trouble ticket. The TTR is measured from the date and time a trouble ticket is opened by the Company and the date and time when such ticket is closed by the Company. In measuring the TTR, any stop clock time or adjusted duration time associated with the trouble shall be subtracted from such measurement. For purposes of this measurement, stop clock time refers to:

- a. periods when the Customer testing is occurring;
- b. periods when the Company is awaiting the Customers authorization to commence work on a TLS Access Line;
- c. periods when the Company is denied access to the Customers premises or facilities as necessary to diagnose, repair or test
- d. periods following a repair of a TLS Access line when the ticket is held open by the Customer to ensure the trouble is resolved and
- e. any time period during which any of the listed occurrences existed, as set forth in Section (D)(1)(d) SLA Exclusions following.

13. ADVANCED COMMUNICATIONS NETWORKS**13.3 Transparent LAN Service (TLS) (Cont'd)****(D) Regulations Cont'd)****(1) Service Level Agreements (SLA) (Cont'd)****(a) Operational Service Level Agreements (SLAs) (Cont'd)****1. Mean Time to Repair (MTTR) Cont'd)****MTTR Measurement (Cont'd)**

The SLA shall not apply to cases of trouble where no trouble was found or repeated cases of trouble for the same interruption. The MTTR SLA shall be measured on a calendar month basis and shall be calculated by adding the TTR for all interruptions and dividing that sum by the total number of trouble tickets opened for interruptions for the Customer during that month.

MTTR SRCs

If the MTTR is greater than four (4) hours over the calendar month, then 50% of the one-month TLS Access Line monthly charge shall be given as a MTTR SRC for those Access Lines which have been out of service for longer than four (4) hours and have been reported by the Customer via a trouble ticket to the Company. The MTTR SRC credit excludes and is not applicable to scheduled maintenance, scheduled downtimes or delays resulting from an event of force majeure.

2. Network Availability

Network Availability refers to the percentage of time during a calendar month that the TLS is available for use by the Customer.

Network Availability Measurement

The Company threshold for Network Availability is 99.90%. Network Availability is calculated on a per TLS Port Connection basis as follows:

$$\frac{((24 \times \text{Number of Days in Month} \times \text{Number of TLS Port Connections}) - (\text{Number of Hours Out of Service during Month}))}{(24 \times \text{Number of Days in Month} \times \text{Number of TLS Port Connections})}$$

The Company will not round up the calculation to reach the 99.90% threshold. This SLA is only available for outages reported by the Customer via a trouble ticket to the Company.

13. ADVANCED COMMUNICATIONS NETWORKS**13.3 Transparent LAN Service (TLS) (Cont'd)****(D) Regulations (Cont'd)****(1) Service Level Agreements (SLA) (Cont'd)****(a) Operational Service Level Agreements (SLAs) (Cont'd)****2. Network Availability (Cont'd)****Network Availability SRCs**

If the overall Network Availability measurement is less than the threshold of 99.90% for a calendar month, the Company will provide a credit equal to ten percent (10%) of the associated monthly charge for an individual TLS port connection that did not meet such threshold during such a calendar month.

(b) Network Performance SLAs

Network Performance SLA applies to all Customers subscribing to an EVC Class of Service (COS) within a local network consisting of the following types:

- ERS-Real Time EVC bandwidth COS, and
- ERS-Priority Data EVC bandwidth COS.
- All other EVCs do not qualify for Network Performance SLAs, including EVPLAN EVCs.

The performance SLA is hierarchical in nature and statistically-based, conformance is determined on a Met or Missed basis, first on a per-hour basis and then on a per-month conformance basis.

Per-Hour Conformance - For each hour in the month, a determination is made as to whether the performance objectives are 'Met' for the COS attributes related to the COS instance on a given EVC. For a given Hour (e.g., H1), the overall performance objective is 'Met' if the performance objectives for each of the Data Delivery Ratio (DDR), Round Trip Delay (RTD), and Jitter, attributes are 'Met'. If any of the attribute objectives are 'Missed', then the overall performance objective for Hour (H1) is determined to be 'Missed'.

Per-Month Conformance - For the month, a determination is made as to the percentage of hours that the overall performance objective is 'Met'. So, for a given Month (e.g., M1), the monthly performance guarantee is 'Met' if the % of hours 'Met' for the month meet or exceed the monthly objective.

13. ADVANCED COMMUNICATIONS NETWORKS**13.3 Transparent LAN Service (TLS) (Cont'd)****(D) Regulation (Cont'd)****(1) Service Level Agreements (SLA) (Cont'd)****(b) Network Performance SLAs (Cont'd)**

EVC Class of Service Network Performance SLA shall be based on the following Ethernet frame traffic criteria:

1. Data Delivery Ratio (DDR)

DDR is defined as the ratio of service frames successfully received from the network relative to the number of service frames offered to the network. The DDR definition is restricted to service frames that are compliant to the subscribed Committed Information Rate (CIR) profile. Interruptions caused by MTTR activity shall be excluded from the measurement of DDR.

Real Time EVC Bandwidth - Data Delivery Ratio

The Company threshold for Data Delivery Ratio is 99.5% in a calendar month.

Real Time EVC Bandwidth - Data Delivery SRCs

If the overall Data Delivery measurement does not meet the per month conformance then the Company shall provide an SRC equal to ten percent (10%) of the monthly charge for any individual EVC that did not meet such threshold during such calendar month.

Priority Data EVC Bandwidth - Data Delivery Ratio

The Company threshold for Data Delivery Ratio is 99% in a calendar month.

Priority Data EVC Bandwidth - Data Delivery SRCs

If the overall Data Delivery measurement does not meet the per month conformance then the Company shall provide an SRC equal to ten percent (10%) of the monthly charge for any individual EVC that did not meet such threshold during such calendar month.

13. ADVANCED COMMUNICATIONS NETWORKS**13.3 Transparent LAN Service (TLS) (Cont'd)****(D) Regulation (Cont'd)****(1) Service Level Agreements (SLA) (Cont'd)****(b) Network Performance SLAs (Cont'd)****2. Round Trip Delay (RTD)**

RTD is defined as the time (in milliseconds) it takes for a service frame to be sent from one UNI to another UNI and back again (includes link insertion delays, propagation delays and queuing delays in the network). The RTD calculation includes only the time the packet is in the network, i.e., the processing time spent in devices attached to the UNI are factored out of the definition. The RTD definition is restricted to service frames that are compliant to the subscribed CIR profile.

Real Time EVC Bandwidth - Delay Measurement

The Company threshold for Delay is 20 milliseconds.

Real Time EVC Bandwidth - Delay SRCs

If the overall delay measurement does not meet the per month conformance then the Company shall provide an SRC equal to ten percent (10%) of the monthly charge for any individual EVC that did not meet such threshold during such calendar month.

Priority Data EVC Bandwidth - Delay Measurement

The Company threshold for Delay is 50 milliseconds.

Priority Data EVC Bandwidth - Delay SRCs

If the overall delay measurement does not meet the per month conformance then the Company shall provide an SRC equal to ten percent (10%) of the monthly charge for any individual EVC that did not meet such threshold during such calendar month.

13. ADVANCED COMMUNICATIONS NETWORKS**13.3 Transparent LAN Service (TLS) (Cont'd)****(D) Regulations (Cont'd)****(1) Service Level Agreements (SLA) (Cont'd)****(b) Network Performance SLAs (Cont'd)****3. Jitter**

Jitter is defined as the variance in frame delay (in milliseconds) between two service frames as measured at the ingress and egress UNIs. The jitter definition is restricted service frames that are compliant to the subscribed CIR profile.

Real Time EVC Bandwidth - Jitter Measurement

The Company threshold for Delay is 5 milliseconds.

Real Time EVC Bandwidth - Jitter SRC

If the overall jitter measurement does not meet the per month conformance then the Company shall provide an SRC equal to ten percent (10%) of the monthly charge for any individual EVC that did not meet such threshold during such calendar month.

(c) Validation for Operational and Network Performance SLAs**1. Customer Validation****Operational SLAs:**

The Customer must submit in writing a list of all rate elements, impacted circuit/connection identification numbers and the type of SRC requested for each circuit/connection. The written request for credit must be submitted to the appropriate Company entity in the manner prescribed by the Company.

Network Performance SLAs:

The Customer must request SRCs for Network Performance SLAs and may submit in support of such request its own measurements made by industry-standard network performance measuring equipment. Such equipment shall be subject to prior approval by the Company and be capable of the following:

13. ADVANCED COMMUNICATIONS NETWORKS**13.3 Transparent LAN Service (TLS) (Cont'd)****(D) Regulations Cont'd)****(1) Service Level Agreements (SLA) (Cont'd)****(c) Validation for Operational and Network Performance SLAs****1. Customer Validation (Cont'd)****Network Performance SLAs: (Cont'd)**

- For the DDR SLA, the equipment must be capable of determining the number of actual packets sent and successfully received between two (2) Customer locations.
- For the RTD SLA, the equipment must be capable of measuring the transmission of a series of 128-byte time-stamped packets to a measurement system from one Customer location to another Customer location. The measurement systems must be time-synchronized by using a network-based timing source that uses Greenwich Mean Time (GMT).
- For the Jitter SLA, the equipment must be capable of measuring the transmission of a series of at least fifty (50), 128-byte time stamped packets at a fixed interval between each packet from one Customer location to a measurement system at another Customer location. The measurement systems must be time-synchronized by using a network-based timing source that uses Greenwich Mean Time (GMT).

All equipment must be capable of measuring from edge to edge (Customer Premises Equipment (CPE) to CPE) and to make the measurement every five (5) minutes per hour for four (4) hours total per day, for a total of two-hundred and forty (240) measures per day. In order to be considered, such measurements must include at least seven consecutive days' worth of measurements for four (4) hours per day.

2. Company Validation

The Company will research and validate the Customer-submitted SRC in accordance with its own procedures and systems. The Company may, at its discretion, use either the Customer-provided data or its own measurement data (or above mentioned formulas) to evaluate and assess whether SRCs are warranted.

13. ADVANCED COMMUNICATIONS NETWORKS**13.3 Transparent LAN Service (TLS) (Cont'd)****(D) Regulations Cont'd)****(1) Service Level Agreements (SLA) (Cont'd)****(d) SLA Exclusions**

SLAs do not apply to the extent that any of the following reasons prevented the Company from meeting such SLAs:

1. The acts of the Customer or other party authorized by the Customer to use the TLS circuit/connection, including but not limited to Customer's negligence, Customer's refusal to grant the Company reasonable access to its premises for testing/repair, Customer's refusal to release the TLS circuit/connection for testing and/or repair, Customer's maintenance activities or its rearrangement of the TLS circuit/connection or where the Customer has exceeded the purchased EVC bandwidth;
2. Subsequent reports (i.e., additional Customer inquiries) while the trouble is pending;
3. Service troubles closed due to the Customer's action;
4. Service troubles repaired by the Company prior to its receipt of a trouble report;
5. Service trouble caused by the Customer's CPE or facilities on its side of the demarcation point or any power, equipment, service or systems not provided by the Company;
6. An Interruption related to the provisioning of a new TLS Access Line or Access Lines in service for less than a month;
7. Scheduled maintenance and downtimes;
8. Unavailability of network monitoring or management equipment or reporting;
9. Any other reason outside the control of the Company.

13. ADVANCED COMMUNICATIONS NETWORKS**13.3 Transparent LAN Service (TLS) (Cont'd)****(D) Regulations (Cont'd)****(1) Service Level Agreements (SLA) (Cont'd)****(e) Limitation on SRCs**

The combined total of any SRCs applied to the Customer's TLS service for a calendar month must meet the following conditions:

1. For any calendar year, the total SRCs shall not exceed ten percent (10%) of the total annual revenue of the prior calendar year billed to the Customer for qualifying service elements, or \$200,000 per Customer, whichever is less. For any calendar year in which the Customer had less than twelve (12) full months of revenue for qualifying service elements in the prior calendar year, the SRCs may not exceed \$20,000 per Customer for TLS Network.
2. To receive an SRC, the Customer must request such SRC in writing within thirty (30) calendar days of the end of the monitoring period of the referenced SRC. The request must include a list of all impacted EVC identification numbers and the type of SRC requested for each EVC.

13. ADVANCED COMMUNICATIONS NETWORKS**13.3 Transparent LAN Service (TLS) (Cont'd)****(E) Application of Rates and Charges**

(1) The following rate elements are applicable to TLS:

(a) **UNI Port with Access Line Connection**

A monthly rate applies on a per line basis, based on the speed of the access connection (i.e., 10 Mbps., 100 Mbps., or 1000 Mbps.). The Access Line is offered on a month-to-month basis, or as a three-year or five-year Term Commitment Plan. A nonrecurring charge applies to the installation of the UNI Port with Access Line provided on a month-to-month basis (see 13.4, (E)).

1. **Standard Access Line** (available for EMS Service Type Only)

A monthly rate applies on a per line basis, based on the speed of the access connection (i.e., 10 MBPS, 100 MBPS, 1000 MBPS, or 10 GBPS). The Standard Access Line is offered on a month-to-month basis, or as a three-year or five-year Term Commitment Plan. A nonrecurring charge applies to the installation of Standard Access Lines provided on a month-to-month basis. Besides the standard connectivity model, Standard Access Line is offered with three other type of UNI Port with Access Line Connections, where facilities exist. 10 GBPS is not available for these Protected options.

- (1) Protected Non-Diverse
- (2) Protected Diverse
- (3) Protected Private

2. **Protected Access Line** (available for EMS Service Type)

Protected Access Lines are provisioned as a survivable service with an alternate fiber pair between the central office and the customer premises. Protected Access Line allows the Company to recover from a detected failure by moving the customer's data to an alternate fiber pair in less than one second. Both fiber pairs must be served by the same central office and must have the same access speed. The second fiber pair will be routed over a diverse fiber path when possible. A monthly rate applies on a per line basis, based on the speed of the access connection (i.e., 100 Mbps or 1000 Mbps). The Protected Access Line is offered on a month-to-month basis, or as a three-year or five-year Term Commitment Plan. A nonrecurring charge will apply to the installation of a Protected Access Line provided on a month-to-month basis. Protected Access Line is only offered with a direct fiber UNI Port with Access Line Connection, where facilities exist.

13. ADVANCED COMMUNICATIONS NETWORKS**13.3 Transparent LAN Service (TLS) (Cont'd)****(E) Application of Rates and Charges (Cont'd)****(1) The following rate elements are applicable to TLS: (Cont'd)****(a) UNI Port with Access Line Connection (Cont'd)****3. Premier Access Line**

A monthly rate applies on a per-line basis, based on the speed of the access line (i.e., 10 Mbps, 100 Mbps, 1000 Mbps or 10 Gbps). A Premier Access Line must be purchased in conjunction with some combination of ERS-B, ERS-PD, ERS-RT, EVPLAN-B and/or EVPLAN-RT EVC service classes, which are described in section B.1. The Premier Access Line is offered on a month-to-month basis or as a 3 Year or 5 Year Term Plan. A nonrecurring charge applies to the installation of the UNI provided on a month-to-month basis. A customer cannot mix Premier UNI Ports with any other UNI port type.

The percentage of each Premier Access Line UNIs allowed for EVC bandwidth is limited, where connections must comply with each of the following threshold requirements:

ERS-B less than or = 500% of UNI Speed

ERS-PD less than or = 100% of UNI Speed

ERS-RT less than or = 100% of UNI Speed

ERS-PD + ERS-RT + EVPLAN-RT less than or = 100% of UNI Speed

ERS-B + ERS-PD + ERS-RT + EVPLAN-B less than or = 500% of UNI Speed

EVPLAN-B less than or = 20 Gbps of the EVP-LAN CUG

EVPLAN-RT less than or = 1 Gbps of the EVP-LAN CUG

Besides the standard connectivity model, Premier Access Line is offered with three other type of UNI Port with Access Line Connections, where facilities exist.

- (1) Protected Non-Diverse
- (2) Protected Diverse
- (3) Protected Private

13. ADVANCED COMMUNICATIONS NETWORKS**13.3 Transparent LAN Service (TLS) (Cont'd)****(E) Application of Rates and Charges (Cont'd)**

(1) The following rate elements are applicable to TLS: (Cont'd)

(a) UNI Port with Access Line Connection (Cont'd)

4. EMS – Real Time (EMS-RT) Access Line

A monthly rate applies on a per-line basis, based on the speed of the access connection (i.e., 100 Mbps, 1000 Mbps, or 10 Gbps). This enhanced service class configures a fixed portion of the UNI to be configured for Real Time Traffic, where each 100 Mbps UNI has CIR = 5 Mbps with EIR = 0; with each 1000 Mbps UNI has CIR = 20 Mbps with EIR = 0; and with each 10 Gbps UNI has CIR = 50 Mbps with EIR = 0. The remainder of the UNI can be used for CIR = 0 and EIR = 0 traffic. The EMS-RT Access Line is offered on a month-to-month basis or as a 3 Year or 5 Year Term Plan. A nonrecurring charge applies to the installation of the EMS-RT Access Line provided on a month-to-month basis. A customer cannot mix an EMS-RT Access Line with the ERS Service type but may mix EMS-RT Access Line with EMS Access Lines. Besides the standard connectivity model, Premier Access Line is offered with three other type of UNI Port with Access Line Connections, where facilities exist. Besides the standard connectivity model, Premier Access Line is offered with three other type of UNI Port with Access Line Connections, where facilities exist. 10 Gbps is not available for these Protected options.

- (1) Protected Non-Diverse
- (2) Protected Diverse
- (3) Protected Private

(b) Ethernet Virtual Circuit (EVC)

For customers who order the Standard Access Line, a monthly rate will apply on a per EVC bandwidth basis. ERS Standard is the only EVC class available with the Standard Access Line. The EVC bandwidth must be equal to the bandwidth of the lowest speed of the end points it is connecting. ERS Standard EVCs are purchased on a month-to-month basis. A non-recurring setup charge will apply per ERS Standard EVC.

For customers who order the Premier Access Line, a monthly rate will apply on a service class and EVC bandwidth basis. Premier Access Line customers have the choice of combining ERS-Basic, ERS-Priority Data, and/or ERS-Real Time bandwidth or combining EVPLAN-Basic and EVPLAN-Real Time on an EVC. A non-recurring setup charge will apply per ERS EVC. EVCs are purchased on a month-to-month basis. A customer may have more than one service class on the EVC but will only pay one EVC non-recurring setup charge.

13. ADVANCED COMMUNICATIONS NETWORKS**13.3 Transparent LAN Service (TLS) (Cont'd)****(E) Application of Rates and Charges (Cont'd)**

(1) The following rate elements are applicable to TLS: (Cont'd)

(b) Ethernet Virtual Circuit (EVC) (Cont'd)

The number of EVCs permitted on each Standard Access Line and/or Premier Access Line are limited as follows:

10 Mbps less than or = 5 EVCs
100 Mbps less than or = 16 EVCs
1000 Mbps less than or = 250 EVCs.
10 Gbps less than or = 750 EVCs

ERS-Basic, ERS-Priority Data, ERS-Real Time, EVPLAN-Basic, and EVPLAN-Real Time EVC bandwidth is limited to a maximum Mbps per Service Class per EVC, and must comply with each of the following maximum limits:

EVC Service Class	10Mbps UNI Max/EVC	100Mbps UNI Max/EVC	1000Mbps UNI Max/EVC	10 Gbps UNI Max/EVC
ERS-B (or) EVPLAN-B	10Mbps	100Mbps	1000Mbps	1000Mbps
ERS-PD	10Mbps	100Mbps	500Mbps	500Mbps
ERS-RT (or) EVPLAN_RT	10Mbps	100Mbps	100Mbps	100Mbps
	10Mbps	50Mbps	50Mbps	N/A

Customer requests for changes in Domains and replacement of LAN extension equipment will be charged a nonrecurring charge per location per change (see 13.4, (E)).

(c) Interoffice Mileage

The Interoffice Mileage charge is based on the Per Mile charge multiplied by the distance between the Customer's serving central office and the nearest TLS equipped central office (a central office equipped with a switch, node or other Company equipment capable of delivering service, via a shared fiber path or network infra-structure). This interoffice distance is measured in airline miles, based upon latitude and longitude of each central office. The mileage measurement is calculated as specified by NECA Tariff FCC No. 4. The mileage rate applies on a per mile basis. This charge applies in addition to the applicable rates and charges for the TLS Access Line. Optical protected mileage interoffice transport is available for the 1000M UNI speed. The protected transport option for 10/100Mbps, Protected Non-Diverse and Protected Diverse, UNI speeds includes optical protected interoffice transport when needed.

13. ADVANCED COMMUNICATIONS NETWORKS**13.3 Transparent LAN Service (TLS) (Cont'd)****(E) Application of Rates and Charges (Cont'd)****(1) The following rate elements are applicable to TLS: (Cont'd)****(d) Domain/LAN Extension Equipment Changes**

Customer requests for changes in Domains and replacement of LAN extension equipment will be charged a nonrecurring charge per location per change (see 13.4, (E)).

(e) Optional Features**1) Customer Service Management (CSM)**

Customer Service Management (CSM) is an optional feature that provides customers with web-based reports. These reports give the customer the ability to extract "read-only" network traffic information regarding their networks thereby allowing customers to monitor and manage their network performance. CSM is provided per customer Domain/VLAN.

CSM will be provided where conditions and facilities permit.

The Company reserves the right to temporarily interrupt CSM for maintenance, software upgrades, and in emergency situations.

A monthly rate and a nonrecurring charge apply for each CSM arrangement. The customer will be charged on a per Domain/VLAN basis. The nonrecurring charge applies in addition to all other applicable service charges.

(2) Minimum Period

The minimum period for TLS under the month-to-month plan is nine months. The regulations applicable to TLS provided under a Term Commitment Plan are specified in (D)(5).

(3) Term Commitment Plans

The TLS Access Line is offered under a Term Commitment Plan.

13. ADVANCED COMMUNICATIONS NETWORKS**13.3 Transparent LAN Service (TLS) (Cont'd)****(E) Application of Rates and Charges (Cont'd)****(4) Moves, Changes and Upgrades**

When the Customer requests a move or relocation of a Standard Access Line, Protected Access Line, Premier Access Line or EMS Real Time Access Line to a different address and/or different building, the move or relocation will be treated as a termination of the existing service and the establishment of a new service for the application of all charges.

When the Customer requests an upgrade in service speed, or change in service type, at an existing address, the upgrade in service speed/change in service type will be treated as a termination of the existing service and the establishment of a new service for the application of all charges.

Customer requests for changes in Domains and replacement of LAN extension equipment will be charged a nonrecurring charge per location per change.

(5) Termination Liability

In the event the service is terminated by the Customer prior to completion of the current term commitment period, the Customer shall be liable for an early termination charge, except as noted below. The amount of the early termination charge will be 25% of the monthly recurring charge(s) (MRC) for the remainder of the term. For example:

$$25\% \times \text{MRC} \times \# \text{ of Lines/Channels/Paths} \times \text{Remainder of Term} = \text{Termination Charge}$$

Early termination charges will apply only to those rate elements under a term commitment period. If any rates for the service are increased during the term period, exclusive of any increase due to local, state or federal fees, taxes or surcharges, the Customer may terminate the service without incurring an early termination charge.

End of Term Options

Prior to the end of the term commitment period, the Customer may select one of the following options, to be effective at the end of the term:

Renew their term commitment,
Commit to a new term period,
Arrange for a change of service, or
Arrange for termination of the service.

13. ADVANCED COMMUNICATIONS NETWORKS**13.3 Transparent LAN Service (TLS) (Cont'd)****(E) Application of Rates and Charges (Cont'd)****(5) Termination Liability (Cont'd)**

In the event the Customer does not select one of the above options, the Customer will be converted to the shortest-term period available under Price Guide (i.e., month-to-month, etc.) for the same service, and will be subject to the applicable term commitment, if any, unless the Customer terminates the service within sixty (60) days of the conversion date.

Early termination charges will not be assessed under the following circumstances:

Customer moves existing service either to a new location within the same address and/or same building (inside move) or to a new location (outside move) and maintains that service for the remainder of the term;

Customer attempts to move the existing service to a new location within the Company's service area, but the service is unavailable;

Customer renegotiates a new term commitment plan for the same service before the current term commitment expires and the value of the new term commitment is equal to or greater than the remaining value of the current term commitment; or

Customer changes to another service or upgrades service to a higher speed or capacity under a term commitment, provided the following conditions are met:

The value of the new term commitment is equal to or greater than the remaining value of the current term commitment,

The Company provides the new service via Price Guide or on an individual case basis (ICB), and

The order to discontinue the existing service and the order for the new or upgraded service are received by the Company at the same time.

13. ADVANCED COMMUNICATIONS NETWORKS**13.3 Transparent LAN Service (TLS) (Cont'd)****(F) Rates and Charges**

	<u>Nonrecurring Charge</u> ¹	<u>Monthly Rate</u>
(1) Standard Access Line, per line		
Month-to-Month Plan ²		
10 Mbp.: Half duplex	\$1,300.00	\$1,200.00
Full duplex	\$1,300.00	\$1,200.00
100 Mbps	\$1,300.00	\$2,400.00
1000 Mbps	\$1,300.00	\$4,000.00
10 Gbps	\$1,300.00	\$11,000.00
Three-Year Term Commitment Plan ³		
10 Mbps: Half duplex	N/A	\$1,000.00
Full duplex	N/A	\$1,000.00
100 Mbps	N/A	\$2,000.00
1000 Mbps	N/A	\$3,500.00
10 Gbps	N/A	\$9,500.00
Five-Year Term Commitment Plan ³		
10 Mbps: Half duplex	N/A	\$900.00
Full duplex	N/A	\$900.00
100 Mbps	N/A	\$1,800.00
1000 Mbps	N/A	\$3,200.00
10 Gbps	N/A	\$8,500.00
(2) Protected Access Line, per line		
Month-to-Month Plan ²		
100 Mbps	\$1,300.00	\$3,600.00
1000 Mbps	\$1,300.00	\$6,000.00
Three-Year Term Commitment Plan ³		
100 Mbps	N/A	\$3,000.00
1000 Mbps	N/A	\$5,200.00
Five-Year Term Commitment Plan ³		
100 Mbps	N/A	\$2,700.00
1000 Mbps	N/A	\$4,800.00

¹ Applies in lieu of service charges found elsewhere in this Price Guide or other Company Price Guides.² See Minimum Period (E)(2) for month-to-month plan.³ See Termination Liability (E)(5) for termination prior to completion of the term commitment period.

13. ADVANCED COMMUNICATIONS NETWORKS**13.3 Transparent LAN Service (TLS) (Cont'd)****(F) Rates and Charges (Cont'd)**

	<u>Nonrecurring Charge</u> ¹	<u>Monthly Rate</u>
(3) Premier Access Line, per line		
Month-to-Month Plan ²		
10 Mbps	\$1,300.00	\$1,075.00
100 Mbps	\$1,300.00	\$1,200.00
1000 Mbps	\$1,300.00	\$2,400.00
10 Gbps	\$1,300.00	\$10,500.00
Three-Year Term Commitment Plan ³		
10 Mbps	N/A	\$875.00
100 Mbps	N/A	\$1,000.00
1000 Mbps	N/A	\$2,000.00
10 Gbps	N/A	\$9,000.00
Five-Year Term Commitment Plan ³		
10 Mbps	N/A	\$775.00
100 Mbps	N/A	\$900.00
1000 Mbps	N/A	\$1,800.00
10 Gbps	N/A	\$8,000.00

¹ Applies in lieu of service charges found elsewhere in this Price Guide or other Company Price Guides.² Applies in addition to applicable rates and charges for TLS Access Line.³ See Termination Liability (E)(5) for termination prior to completion of the term commitment period.

13. ADVANCED COMMUNICATIONS NETWORKS**13.3 Transparent LAN Service (TLS) (Cont'd)****(F) Rates and Charges (Cont'd)**

	Nonrecurring Charge ¹	Monthly Rate
(3) Premier Access Line, per line (Cont'd)		
Premier Access Line – Non Diverse, per line		
Month-to-Month Plan ²		
10 Mbps	\$1,300.00	\$1,050.00
100 Mbps	\$1,300.00	\$1,900.00
1000 Mbps	\$1,300.00	\$7,500.00
Three-Year Term Commitment Plan ³		
10 Mbps	\$1,300.00	\$900.00
100 Mbps	N/A	\$1,600.00
1000 Mbps	N/A	\$7,000.00
Five-Year Term Commitment Plan ³		
10 Mbps	\$1,300.00	\$750.00
100 Mbps	N/A	\$1,450.00
1000 Mbps	N/A	\$6,500.00
Premier Access Line – Protected Diverse, per line		
Month-to-Month Plan ²		
10 Mbps	\$1,300.00	\$1,200.00
100 Mbps	\$1,300.00	\$2,150.00
1000 Mbps	\$1,300.00	\$9,000.00
Three-Year Term Commitment Plan ³		
10 Mbps	\$1,300.00	\$1,000.00
100 Mbps	N/A	\$1,800.00
1000 Mbps	N/A	\$8,500.00
Five-Year Term Commitment Plan ³		
10 Mbps	\$1,300.00	\$850.00
100 Mbps	N/A	\$1,600.00
1000 Mbps	N/A	\$8,000.00

¹ Applies in lieu of service charges found elsewhere in this Price Guide or other Company Price Guides.² Applies in addition to applicable rates and charges for TLS Access Line.³ See Termination Liability (E)(5) for termination prior to completion of the term commitment period.

13. ADVANCED COMMUNICATIONS NETWORKS**13.3 Transparent LAN Service (TLS) (Cont'd)****(F) Rates and Charges (Cont'd)**

	<u>Nonrecurring Charge</u> ¹	<u>Monthly Rate</u>
(3) Premier Access Line, per line (Cont'd)		
Premier Access Line – Private Line, per line		
Month-to-Month Plan ²		
10 Mbps	\$1,300.00	\$600.00
100 Mbps	\$1,300.00	\$700.00
1000 Mbps	\$1,300.00	\$1,700.00
Three-Year Term Commitment Plan ³		
10 Mbps	\$1,300.00	\$500.00
100 Mbps	N/A	\$600.00
1000 Mbps	N/A	\$1,550.00
Five-Year Term Commitment Plan ³		
10 Mbps	\$1,300.00	\$400.00
100 Mbps	N/A	\$500.00
1000 Mbps	N/A	\$1,400.00
(4) EMS – Real Time Access Line, per line		
Month-to-Month Plan ²		
100 Mbps	\$1,300.00	\$2,500.00
1000 Mbps	\$1,300.00	\$4,500.00
10 Gbps	\$1,300.00	\$12,500.00
Three-Year Term Commitment Plan ³		
100 Mbps	N/A	\$2,100.00
1000 Mbps	N/A	\$4,000.00
10 Gbps	N/A	\$11,000.00
Five-Year Term Commitment Plan ³		
100 Mbps	N/A	\$1,900.00
1000 Mbps	N/A	\$3,700.00
10 Gbps	N/A	\$10,000.00

¹ Applies in lieu of service charges found elsewhere in this Price Guide or other Company Price Guides.² Applies in addition to applicable rates and charges for TLS Access Line.³ See Termination Liability (E)(5) for termination prior to completion of the term commitment period.

13. ADVANCED COMMUNICATIONS NETWORKS**13.3 Transparent LAN Service (TLS) (Cont'd)****(F) Rates and Charges (Cont'd)**

	<u>Nonrecurring Charge</u> ¹	<u>Monthly Rate</u>
(4) EMS – Real Time Access Line, Protected Non-Diverse, per line		
Month-to-Month Plan ²		
100 Mbps	\$1,300.00	\$2,700.00
1000 Mbps	\$1,300.00	\$11,000.00
Three-Year Term Commitment Plan ³		
100 Mbps	N/A	\$2,500.00
1000 Mbps	N/A	\$10,000.00
Five-Year Term Commitment Plan ³		
100 Mbps	N/A	\$2,300.00
1000 Mbps	N/A	\$9,000.00
EMS – Real Time Access Line, Protected Diverse, per line		
Month-to-Month Plan ²		
100 Mbps	\$1,300.00	\$3,250.00
1000 Mbps	\$1,300.00	\$10,000.00
Three-Year Term Commitment Plan ³		
100 Mbps	N/A	\$3,000.00
1000 Mbps	N/A	\$9,000.00
Five-Year Term Commitment Plan ³		
100 Mbps	N/A	\$2,750.00
1000 Mbps	N/A	\$8,500.00

¹ Applies in lieu of service charges found elsewhere in this Price Guide or other Company Price Guides.² Applies in addition to applicable rates and charges for TLS Access Line.³ See Termination Liability (E)(5) for termination prior to completion of the term commitment period.

13. ADVANCED COMMUNICATIONS NETWORKS**13.3 Transparent LAN Service (TLS) (Cont'd)****(F) Rates and Charges (Cont'd)**

	<u>Nonrecurring Charge</u> ¹	<u>Monthly Rate</u>
(4) EMS – Real Time Access Line, per line (Cont'd)		
EMS – Real Time Access Line, Protected Private, per line		
Month-to-Month Plan ²		
100 Mbps	\$1,300.00	\$950.00
1000 Mbps	\$1,300.00	\$2,700.00
Three-Year Term Commitment Plan ³		
100 Mbps	N/A	\$850.00
1000 Mbps	N/A	\$2,500.00
Five-Year Term Commitment Plan ³		
100 Mbps	N/A	\$750.00
1000 Mbps	N/A	\$2,100.00

¹ Applies in lieu of service charges found elsewhere in this Price Guide or other Company Price Guides.² Applies in addition to applicable rates and charges for TLS Access Line.³ See Termination Liability (E)(5) for termination prior to completion of the term commitment period.

13. ADVANCED COMMUNICATIONS NETWORKS**13.3 Transparent LAN Service (TLS) (Cont'd)****(F) Rates and Charges (Cont'd)**

	<u>Nonrecurring Charge</u> ¹	<u>Monthly Rate</u>
(4a) Standard Access Line, per line		
UNI Port with Access – Protected Non Diverse		
Month-to-Month Plan ²		
10 Mbps	\$1,300.00	\$1,600.00
100 Mbps	\$1,300.00	\$2,600.00
1000 Mbps	\$1,300.00	\$9,000.00
Three-Year Term Commitment Plan ³		
10 Mbps	N/A	\$1,400.00
100 Mbps	N/A	\$2,400.00
1000 Mbps	N/A	\$8,000.00
Five-Year Term Commitment Plan ³		
10 Mbps	N/A	\$1,300.00
100 Mbps	N/A	\$2,100.00
1000 Mbps	N/A	\$7,000.00
UNI Port with Access – Protected Diverse, per line		
Month-to-Month Plan ²		
10 Mbps	\$1,300.00	\$1,900.00
100 Mbps	\$1,300.00	\$3,000.00
1000 Mbps	\$1,300.00	\$9,500.00
Three-Year Term Commitment Plan ³		
10 Mbps	\$1,300.00	\$1,800.00
100 Mbps	N/A	\$2,800.00
1000 Mbps	N/A	\$8,500.00
Five-Year Term Commitment Plan ³		
10 Mbps	\$1,300.00	\$1,750.00
100 Mbps	N/A	\$2,500.00
1000 Mbps	N/A	\$7,500.00

¹ Applies in lieu of service charges found elsewhere in this Price Guide or other Company Price Guides.² Applies in addition to applicable rates and charges for TLS Access Line.³ See Termination Liability (E)(5) for termination prior to completion of the term commitment period.

13. ADVANCED COMMUNICATIONS NETWORKS**13.3 Transparent LAN Service (TLS) (Cont'd)****(F) Rates and Charges (Cont'd)**

	<u>Nonrecurring Charge</u> ¹	<u>Monthly Rate</u>
(4a) Standard Access Line, per line		
UNI Port with Access – Protected Private, per line		
Month-to-Month Plan ²		
10 Mbps	\$1,300.00	\$700.00
100 Mbps	\$1,300.00	\$900.00
1000 Mbps	\$1,300.00	\$2,600.00
Three-Year Term Commitment Plan ³		
10 Mbps	\$1,300.00	\$600.00
100 Mbps	N/A	\$800.00
1000 Mbps	N/A	\$2,400.00
Five-Year Term Commitment Plan ³		
10 Mbps	\$1,300.00	\$500.00
100 Mbps	N/A	\$700.00
1000 Mbps	N/A	\$2,000.00

¹ Applies in lieu of service charges found elsewhere in this Price Guide or other Company Price Guides.² Applies in addition to applicable rates and charges for TLS Access Line.³ See Termination Liability (E)(5) for termination prior to completion of the term commitment period.

13. ADVANCED COMMUNICATIONS NETWORKS**13.3 Transparent LAN Service (TLS) (Cont'd)****(F) Rates and Charges (Cont'd)**

	<u>Nonrecurring Charge</u> ¹	<u>Monthly Rate</u>
(5) ERS and EVP-LAN Ethernet Virtual Circuit (EVC)		
(a) ERS EVC Setup, Per EVC	\$200.00	N/A
(b) ERS EVC Standard (ERS Std), per EVC		
10 Mbps	\$50.00	
100 Mbps	N/A	\$100.00
1000 Mbps	N/A	\$200.00
(c) ERS EVC Basic (ERS-B) Bandwidth, per Class		
1 Mbps	N/A	\$15.00
2 Mbps	N/A	\$30.00
3 Mbps	N/A	\$45.00
4 Mbps	N/A	\$60.00
5 Mbps	N/A	\$75.00
6 Mbps	N/A	\$90.00
7 Mbps	N/A	\$105.00
8 Mbps	N/A	\$120.00
9 Mbps	N/A	\$135.00
10 Mbps	N/A	\$150.00
20 Mbps	N/A	\$300.00
30 Mbps	N/A	\$450.00
40 Mbps	N/A	\$600.00
50 Mbps	N/A	\$750.00
60 Mbps	N/A	\$850.00
70 Mbps	N/A	\$950.00
80 Mbps	N/A	\$1,050.00
90 Mbps	N/A	\$1,150.00
100 Mbps	N/A	\$1,250.00
200 Mbps	N/A	\$1,350.00
300 Mbps	N/A	\$1,450.00
400 Mbps	N/A	\$1,550.00
500 Mbps	N/A	\$1,650.00
600 Mbps	N/A	\$1,740.00
700 Mbps	N/A	\$1,830.00
800 Mbps	N/A	\$1,920.00
900 Mbps	N/A	\$2,010.00
1000 Mbps	N/A	\$2,100.00

¹ Applies in lieu of service charges found elsewhere in this Price Guide or other Company Price Guides.² Applies in addition to applicable rates and charges for TLS Access Line.

13. ADVANCED COMMUNICATIONS NETWORKS**13.3 Transparent LAN Service (TLS) (Cont'd)****(F) Rates and Charges (Cont'd)**

	Nonrecurring Charge ¹	Monthly Rate
(5) ERS and EVP-LAN Ethernet Virtual Circuit (EVC) (Cont'd)		
(d) ERS EVC Priority Data (ERS-PD) Bandwidth, per Class		
1 Mbps	N/A	\$40.00
2 Mbps	N/A	\$80.00
3 Mbps	N/A	\$120.00
4 Mbps	N/A	\$160.00
5 Mbps	N/A	\$200.00
6 Mbps	N/A	\$220.00
7 Mbps	N/A	\$240.00
8 Mbps	N/A	\$260.00
9 Mbps	N/A	\$280.00
10 Mbps	N/A	\$300.00
20 Mbps	N/A	\$600.00
30 Mbps	N/A	\$900.00
40 Mbps	N/A	\$1,200.00
50 Mbps	N/A	\$1,500.00
60 Mbps	N/A	\$1,720.00
70 Mbps	N/A	\$1,940.00
80 Mbps	N/A	\$2,100.00
90 Mbps	N/A	\$2,300.00
100 Mbps	N/A	\$2,500.00
200 Mbps	N/A	\$2,700.00
300 Mbps	N/A	\$2,900.00
400 Mbps	N/A	\$3,100.00
500 Mbps	N/A	\$3,300.00

¹ Applies in lieu of service charges found elsewhere in this Price Guide or other Company Price Guides.² Applies in addition to applicable rates and charges for TLS Access Line.

13. ADVANCED COMMUNICATIONS NETWORKS**13.3 Transparent LAN Service (TLS) (Cont'd)****(F) Rates and Charges (Cont'd)**

	<u>Nonrecurring Charge</u> ¹	<u>Monthly Rate</u>
(5) ERS and EVP-LAN Ethernet Virtual Circuit (EVC) (Cont'd)		
(e) ERS EVC Real Time (ERS-RT) Bandwidth, per Class		
1 Mbps	N/A	\$120.00
2 Mbps	N/A	\$240.00
3 Mbps	N/A	\$360.00
4 Mbps	N/A	\$480.00
5 Mbps	N/A	\$600.00
6 Mbps	N/A	\$660.00
7 Mbps	N/A	\$720.00
8 Mbps	N/A	\$780.00
9 Mbps	N/A	\$840.00
10 Mbps	N/A	\$900.00
20 Mbps	N/A	\$1,175.00
30 Mbps	N/A	\$1,450.00
40 Mbps	N/A	\$1,725.00
50 Mbps	N/A	\$2,000.00
60 Mbps	N/A	\$2,200.00
70 Mbps	N/A	\$2,400.00
80 Mbps	N/A	\$2,600.00
90 Mbps	N/A	\$2,800.00
100 Mbps	N/A	\$3,000.00

¹ Applies in lieu of service charges found elsewhere in this Price Guide or other Company Price Guides.² Applies in addition to applicable rates and charges for TLS Access Line.

13. ADVANCED COMMUNICATIONS NETWORKS**13.3 Transparent LAN Service (TLS) (Cont'd)****(F) Rates and Charges (Cont'd)****(5) ERS and EVP LAN Ethernet Virtual Circuit (EVC) (Cont'd)**

	<u>Nonrecurring Charge</u> ¹	<u>Monthly Rate</u>
EVP - LAN EVC Basic (EVPLAN-B) Bandwidth, per Class		
1 Mbps	-	\$16.00
2 Mbps	-	\$32.00
3 Mbps	-	\$48.00
4 Mbps	-	\$64.00
5 Mbps	-	\$80.00
6 Mbps	-	\$96.00
7 Mbps	-	\$112.00
8 Mbps	-	\$128.00
9 Mbps	-	\$144.00
10 Mbps	-	\$160.00
20 Mbps	-	\$315.00
30 Mbps	-	\$470.00
40 Mbps	-	\$625.00
50 Mbps	-	\$780.00
60 Mbps	-	\$885.00
70 Mbps	-	\$990.00
80 Mbps	-	\$1,095.00
90 Mbps	-	\$1,200.00
100 Mbps	-	\$1,305.00
200 Mbps	-	\$1,410.00
300 Mbps	-	\$1,515.00
400 Mbps	-	\$1,602.00
500 Mbps	-	\$1,715.00
600 Mbps	-	\$1,810.00
700 Mbps	-	\$1,905.00
800 Mbps	-	\$2,000.00
900 Mbps	-	\$2,095.00
1000 Mbps	-	\$2,190.00

¹ Applies in lieu of service charges found elsewhere in this Price Guide or other Company Price Guides.

13. ADVANCED COMMUNICATIONS NETWORKS**13.3 Transparent LAN Service (TLS) (Cont'd)****(F) Rates and Charges (Cont'd)****(5) ERS and EVP LAN Ethernet Virtual Circuit (EVC) (Cont'd)**

	Nonrecurring Charge ¹	Monthly Rate
EVC – LAN EVC Real Time (EVPLAN-RT) Bandwidth, per Class		
1 Mbps	-	\$125.00
2 Mbps	-	\$250.00
3 Mbps	-	\$375.00
4 Mbps	-	\$500.00
5 Mbps	-	\$625.00
6 Mbps	-	\$690.00
7 Mbps	-	\$755.00
8 Mbps	-	\$820.00
9 Mbps	-	\$885.00
10 Mbps	-	\$950.00
20 Mbps	-	\$1,235.00
30 Mbps	-	\$1,520.00
40 Mbps	-	\$1,805.00
50 Mbps	-	\$2,090.00

¹ Applies in lieu of service charges found elsewhere in this Price Guide or other Company Price Guides.

13. ADVANCED COMMUNICATIONS NETWORKS**13.3 Transparent LAN Service (TLS) (Cont'd)****(F) Rates and Charges (Cont'd)**

	<u>Nonrecurring Charge</u> ¹	<u>Monthly Rate</u>
(6) Interoffice Mileage, per line ²		
Per Mile	N/A	\$100.00
Per Optical Protected Mile	N/A	\$750.00
Protected Non-Diverse and Protected Diverse Only		
(7) TLS Domain/LAN Extension Equipment Changes, per location, per change	\$400.00	N/A

¹ Applies in lieu of service charges found elsewhere in this Price Guide or other Company Price Guides.

² Applies in addition to applicable rates and charges for TLS Access Line.

14. EXPANDED INTERCONNECTION SERVICES**14.1 Service Description**

14.1.1 Expanded Interconnection Service (EIS) provides customers with the capability to terminate basic fiber optic transmission facilities, including optical terminating equipment and multiplexers at the Telephone Company wire centers or access tandems and interconnect those facilities with facilities of the Telephone Company. EIS will be provided in Telephone Company wire centers or access tandems listed in this section and in accordance with Sections 64.1401 and 64.1402 of the FCC Rules and Regulations in 47 C.F.R. EIS for special access is available in all end offices, serving wire centers, and remote nodes used as rating points for special access. EIS for switched access is available in these locations as well as any stand-alone tandem location.

EIS is not available to Enhanced Service Providers. Customer premises equipment, protocol conversion equipment or other types of customer equipment not required for basic transmission shall not be installed in Telephone Company wire centers or access tandems.

14.2 Provision of EIS**14.2.1 General**

- (A) EIS will be provided as Virtual EIS where the transmission facilities of the customer interconnect with facilities of the Telephone Company within the Telephone Company wire center or access tandem, outside the wire center or access tandem in a manhole or other similar location.
- (B) EIS arrangements are available for Switched Access and DS1 (1.544 Mbps) and DS3 (44.735 Mbps) Special Access transmission facilities and terminating equipment to Telephone Company wire center or access tandem facilities in or near Telephone Company buildings.
- (C) EIS will be available for microwave transmission on a case-by-case basis where reasonably feasible. EIS is not available on non-fiber optic facilities.
- (D) Customer provided facilities and equipment are subject to the terms, conditions, and rates specified in this Price Guide.
- (E) The Telephone Company is not responsible for the design, engineering, testing, maintenance or performance of the customer's equipment and facilities.
- (F) The Telephone Company is not required to purchase additional plant or equipment, to relinquish floor space or facilities designated for Telephone Company use, to undertake construction of new wire centers or access tandems, or to construct additions to existing wire centers or access tandems to satisfy a customer request.

14. EXPANDED INTERCONNECTION SERVICES**14.2 Provision of EIS (Cont'd)****14.2.2 Responsibility of the Telephone Company**

- (A) The Telephone Company will provide EIS within the limitations of space and facilities.
- (B) The emergency provisioning and restoration of interconnection service shall be in accordance with Part 64, Subpart D, Paragraph 64.401, of the FCC's Rules and Regulations, which specifies the priority for such activities.
- (C) The Telephone Company will establish points of contact for the customer to place a request for EIS. The point of contact will provide the customer with a packet of general information, including an Application Form.
- (D) The Telephone Company will provide at least two separate points of entry to the wire center or access tandem where there are two entry points for the Telephone Company cable facilities, with the exception of situations where one entry of a two entry office is filled to capacity.
- (E) The Telephone Company will not purchase customer designated termination equipment from a vendor for the customer's use. If the customer chooses, the Telephone Company will assist the customer in the purchase of terminating equipment by establishing a contact point with Frontier Supply.

14.2.3 Rights of the Telephone Company

- (A) The Telephone Company retains ownership of wire center or access tandem floor space and equipment used to provide EIS.
- (B) The Telephone Company reserves the right to refuse use of customer designated interconnection equipment which does not meet network reliability standards and fire and safety codes.
- (C) The Telephone Company reserves the right, with prior notice, to access the partitioned space to perform periodic inspections to ensure compliance with Telephone Company installation, safety and security practices.
- (D) The Telephone Company reserves for itself and its successors and assignees, the right to utilize the wire center(s) or access tandem(s) space in such a manner as will best enable it to fulfill Telephone Company's service requirements.
- (E) The Telephone Company shall have the right, for good cause shown, and upon six (6) months' notice, to reclaim any cable space or conduit space in order to fulfill its obligation under Public Service law and its Price Guides to provide telecommunication services to its end user customers. In such cases, the Telephone Company will reimburse the customer for reasonable direct costs and expenses in connection with such reclamation.

14. EXPANDED INTERCONNECTION SERVICES**14.3 Obligations of the Customer****14.3.1 Responsibility of the Customer**

- (A) The customer is responsible for coordinating with the Telephone Company to ensure that services are installed in accordance with the service request.
- (B) The customer will be responsible for any additional costs incurred by the Telephone Company for installation or maintenance of customer designated transmission equipment. Installation or maintenance will not begin until agreed to by the customer.
- (C) In the event of a Telephone Company work stoppage, the customer's employees, contractors or agents will comply with the emergency operation procedures established by the Telephone Company.
- (D) The customer is responsible for payment of all charges as set forth in Section 2. Disputed bills will be subject to provisions in Section 2. Failure to make payment will result in disconnection of service in accordance with Section 2.1.8.
- (E) The customer will be responsible to obtain appropriate insurance coverage, including but not limited to, fire, theft, and liability as described in this section.
- (F) The customer be will held liable for the actions and inactions of its employees, vendors, or contractors having access to Telephone Company wire center or access tandem equipment, manholes, property and facilities.
- (G) The customer is responsible for the purchase and delivery of customer designated termination equipment to be installed in the Telephone Company wire center or access tandem for virtual EIS. The customer will sell the customer designated termination equipment to the Telephone Company for one dollar (\$1.00) at the time the equipment is delivered to the wire center or access tandem where it is to be installed. Upon termination of virtual EIS, the customer will purchase the customer designated termination equipment from the Telephone Company for one dollar (\$1.00).

14.3.2 Limitations

All customer facilities must terminate in the Telephone Company equipment.

14. EXPANDED INTERCONNECTION SERVICES**14.3 Obligations of the Customer (Cont'd)****14.3.3 Mechanic's or Materialmen's Liens**

The customer shall not permit to be placed upon the wire center or access tandem or any of the Telephone Company's property any mechanic's or materialmen's liens caused by or resulting from any work performed, materials furnished, or obligations incurred by or at the request of the customer. In the case of the filing of any such lien, the customer shall immediately pay the lien in full.

If default in the payment continues for ten (10) days after written notice from the Telephone Company to the customer, the Telephone Company will have the right, at the Telephone Company's option, of paying the lien or any portion of the lien, without inquiry as to the validity of the lien, and the customer shall reimburse the Telephone Company for any amounts paid, including expenses and interest, within ten (10) days after delivery to the customer of an invoice. Failure to remit payment to the Telephone Company within ten (10) days will result in disconnection of service as set forth in Section 2.

14.3.4 Confidentiality

The customer shall hold in confidence all information of a competitive nature provided to the customer by the Telephone Company in connection with EIS or known to the customer as a result of the customer's access to the Telephone Company's wire center(s) or access tandem(s) or as a result of the interconnection of the customer's equipment to the Telephone Company's facilities; provided, however, that the customer shall not be obligated to hold in confidence information that:

- (1) was already known to the customer free of any obligation to keep such information confidential;
- (2) was or becomes publicly available by other than unauthorized disclosure; or
- (3) was rightfully obtained from a third party not obligated to hold such information in confidence.

14.3.5 Network Outage, Damage and Reporting

- (A) The customer shall be responsible for any damage or network outage occurring as a result of termination of customer owned equipment in the Telephone Company wire center or access tandem.
- (B) The customer is responsible for providing a contact number that is readily accessible 24 hours a day, 7 days a week.
- (C) The customer shall be responsible for notifying the Telephone Company of significant outages which could impact or degrade the Telephone Company's switches and services and provide estimated clearing time for restoral.

14. EXPANDED INTERCONNECTION SERVICES**14.4 Discontinuance of Service****14.4.1 General**

- (A) The Telephone Company will make every effort to contact the customer in the event the customer's equipment disrupts the network. If the Telephone Company is unable to make contact with the customer, the Telephone Company shall temporarily disconnect the customer's service.
- (B) The Telephone Company reserves the right to terminate EIS, in the event the customer is not in conformance with Telephone Company standards and requirements and/or in the event the customer imposes continued disruption and threat of harm to Telephone Company employees and/or network, or the Telephone Company's ability to provide service to other customers.

14.5 Ordering Options for EIS**14.5.1 Bona Fide Request for EIS at Non-Price Guide Locations**

- (A) Customers requesting EIS at a location or for equipment will be required to initiate a bona fide request for each wire center or access tandem. Submission of an Application Form and \$2500 is considered a bona fide request.
- (B) Customers initiating a bona fide request must have the capability of terminating their transmission facilities at the Telephone Company wire center or tandem access within a reasonable period of time, not to exceed 6 months from the date the request is initiated.
- (C) Customers initiating a bona fide request shall be required to submit \$2500 for each wire center or access tandem, which will later be applied toward the Engineering/Installation Fee to perform a preconstruction verification of the available conduit space or preliminary rate for equipment installation, training and maintenance.
- (D) The customer must complete the Application Form, providing all required information before the Telephone Company will begin work on the request. The customer will be required to provide information such as, wire center or access tandem location, number and type of terminations, amount of square footage, type of equipment, etc.
- (E) Within 10 days from receipt of the completed request form, the Telephone Company will verbally notify the customer if conduit space is available. If space is not available, the customer will be notified in writing.

14. EXPANDED INTERCONNECTION SERVICES**14.5 Ordering Options for EIS (Cont'd)****14.5.1 Bona Fide Request for EIS at Non-Price Guide Locations (Cont'd)**

- (F) If conduit space is not available, or the customer cancels the request within 10 days, the Telephone Company will refund the \$2500 to the customer. The Telephone Company will not make any refund after notification of availability of space.
- (G) Price Guide revisions will be filed no later than 45 days from receipt of the original request to be effective on 45 days' notice.
- (H) Upon receipt of a bona fide request, the Telephone Company will advise the customer within 30 days' the rates for engineering, installation and maintenance of the customer designated equipment which is purchased by Frontier from the customer. Upon acceptance by the customer, Price Guide revisions will be filed to be effective on 30 days notice.
- (I) The Telephone Company will not begin necessary modifications to the wire center or access tandem until after the Price Guide becomes effective and an ASR is received. The customer must submit the balance of the Engineering/Installation Fee with the ASR.

14.5.2 Virtual EIS

- (A) Customers seeking virtual EIS shall submit an Application Form and a \$2500 non-refundable fee for each wire center or access tandem which will be applied toward the Engineering/Installation Fee. The customer will be required to provide information such as, wire center or access tandem location, number and type of terminations, type of equipment, etc. The customer must provide all required information before the Telephone Company will begin work on the request.
- (B) Upon receipt of the \$2500 fee, the Telephone Company will initiate a search of engineering records, an inspection of outside plant facilities, and other administrative activities required to process the request.
- (C) Virtual EIS will be provided to customers at rates and charges, including the Engineering/Installation Fee, specific to the location and customer designated termination equipment installed.

14. EXPANDED INTERCONNECTION SERVICES**14.5 Ordering Options for EIS (Cont'd)****14.5.3 Microwave Services**

EIS through microwave service will be provided, where reasonably feasible, only on a case-by-case basis. Rules, regulations and rates will be developed and filed upon a bona fide request from customers to provide microwave interconnection.

14.5.4 Data Over Voice (DOV) Equipment

Data Over Voice (DOV) Equipment may be used within the interconnection arrangement for Special or Switched EIS. If the DOV Equipment is an adjunct or stand-alone device, additional charges for engineering, installation, and maintenance as identified under the Bona Fide Request Process.

14.5.5 Other Technologies

EIS will not be provided through technologies other than fiber optic facilities and microwave.

14.6 Conversion of Existing Colocated Arrangements**14.6.1 General**

- (A) Existing colocation arrangements are arrangements provided under contract which were in service in a Telephone Company wire center or access tandem prior to February 16, 1993. At the request of the customer, the Telephone Company will convert these arrangements to virtual EIS arrangements.
- (B) Where no changes in customer designated termination equipment or facilities, or Telephone Company provided equipment or facilities are required, the Conversion Fee will apply in lieu of the Engineering/Installation Fee.
- (C) The customer may request to have multiple wire centers or access tandems converted on one order. The converted arrangements will be subject to applicable nonrecurring and monthly charges.
- (D) Ownership of the customer designated termination equipment will be transferred.

14. EXPANDED INTERCONNECTION SERVICES**14.7 Virtual EIS****14.7.1 Availability of Service**

- (A) Virtual EIS provides the means to interconnect, through an optical channel interface, to specified intrastate Access Services. Virtual EIS provides:
 - (1) Connection between customer provided and Telephone Company provided fiber optic transport facilities at a meet point within the mutually agreed to Telephone Company designated space outside a Telephone Company wire center or access tandem, such as a manhole, and
 - (2) Conversion of optical to electrical signals, as appropriate, to allow interconnection between customer provided transport facilities and other specified intrastate Telephone Company services.
- (B) The interconnection point for virtual EIS is the demarcation between ownership of the cable facilities.
- (C) The Telephone Company will designate locations close to the wire center to be used as interconnection points for customer's facilities.
- (D) None of the provisions of Section 14.5.3 apply or extend to any patron of the customer purchasing virtual EIS from the Telephone Company.

14.7.2 Obligations of the Customer

- (A) When ordering virtual EIS, the customer shall designate the type of wire center or access tandem and the type of transmission equipment dedicated to their use. The customer may specify equipment which may be different from the equipment normally used by the Telephone Company to provide intrastate Access Services.
- (B) The customer may monitor and control the performance of all facilities and equipment used in the provision of virtual EIS.
- (C) The customer is responsible for initiating a request for maintenance of customer's facilities and equipment.
- (D) The customer is responsible for costs associated with training Telephone Company employees to install and maintain equipment other than equipment normally used by the Telephone Company.
- (E) The Telephone Company and the customer will work cooperatively to determine proper equipment and facilities requirements.

14. EXPANDED INTERCONNECTION SERVICES**14.7 Virtual EIS (Cont'd)****14.7.3 Operation and Maintenance**

Where the Telephone Company uses contractors for installation, maintenance or repair of services, the customer may hire the same contractor directly for installation, maintenance or repair of customer designated equipment.

Where the Telephone Company does not use contractors, customer designated equipment and customer provided facilities used in the provision of virtual EIS will be installed, maintained and repaired by the Telephone Company. The Telephone Company will maintain and repair the customer designated termination equipment under the same time frame and standards as its own equipment.

14.7.4 Customer Terminating Equipment Requirements

- (A) Customer equipment installed in the Telephone Company manhole or similar location must comply with either the Telephone Company's list of approved products, or equipment that complies with wire center or access tandem environmental and transmission standards in effect at the time the interconnection is made. This list of approved products and/or equipment is the same as used by the Telephone Company and its contractors. EIS customers will be notified of any change in the Telephone Company's list of approved products and/or equipment.
- (B) The customer shall be responsible for supplying the following:
 - Fiber Optic Cable and Fire-Retardant Sheath
 - Equipment located within the wire center or access tandem
- (C) The customer shall be required to provide DS1 cable facilities in sufficient capacity for the Telephone Company to wire DS1 services in multiples of 28.
- (D) The customer shall be responsible for bringing its fiber optic cable to the wire center, access tandem or manhole and leave sufficient cable length in order for the Telephone Company to be able to fully extend such cable through to the customer's space. No splicing will be permitted in the manhole. Upon discontinuance of EIS, the customer relinquishes all rights, title and ownership of cable to the Telephone Company.

14. EXPANDED INTERCONNECTION SERVICES**14.7 Virtual EIS (Cont'd)****14.7.4 Customer Terminating Equipment Requirements (Cont'd)**

- (E) The Telephone Company is responsible for installing customer provided fiber optic cable in the cable space or conduit from the manhole to the wire center or access tandem. This may be shared conduit with dedicated inner duct. The customer shall not be permitted to reserve wire center or access tandem cable space or conduit. If new conduit is required, the Telephone Company will negotiate with the customer to determine the specific location. The Telephone Company reserves the right to manage its own wire center or access tandem conduit requirements and to reserve vacant space for planned facility additions.
- (F) The Telephone Company is responsible for installing a cable splice where the customer provided fiber optic cable meets customer provided fire retardant riser cable within the wire center or access tandem cable vault or designated splicing chamber. The Telephone Company will provide space and racking for the placement of the splice enclosure. The Telephone Company will tag all entrance facilities to indicate ownership. The Telephone Company is responsible for placing the customer's fire-retardant riser cable from the cable vault to the terminating equipment. The customer is responsible for providing fire retardant riser cable that meets Telephone Company standards.
- (G) Customer interconnection equipment installed with the Telephone Company's wire center or access tandem facilities shall be subject to and comply with Telephone Company practices for ac/dc bonding and grounding requirements. This information will be provided to the customer in the general information packet.
- (H) Upon installation of the customer's equipment, with prior notice, the Telephone Company will schedule time to work with the customer during the turn-up phase of the equipment to ensure proper functionality between the customer's equipment and the connections to the Telephone Company equipment. The time period for this to occur will correspond to the Telephone Company's maintenance window time period.

14. EXPANDED INTERCONNECTION SERVICES**14.8 Rate Regulations**

This section contains specific regulations governing the rates and charges that apply for EIS. These charges are in addition to the applicable rates and charges for the Switched and Special Access Service ordered, as specified in Sections 4 and 5 of this Price Guide.

14.8.1 Types of Rates and Charges

There are two types of rates and charges. These are monthly rates and nonrecurring charges.

(A) Monthly Rates

Monthly rates are recurring charges that apply each month or fraction thereof that an EIS is provided. Monthly rates for EIS will commence upon completion of the customer's partitioned space, irrespective of when the Switched or Special Access service is connected.

(1) Cable Space Charge

The Cable Space Charge is a monthly recurring charge, applied per cable, associated with the space within the conduit, riser, cable racks, manhole and cable vault which the customer's cable occupies.

Maintenance - The Maintenance Charge is a monthly recurring charge associated with maintenance of the customer designated termination equipment. The charge is applicable per base module.

Power Equipment - The Power Equipment Charge is a monthly recurring charge applicable to Virtual EIS arrangements for costs associated with power equipment provided by the Telephone Company, including but not limited to cabling, fuse panels, power, and floor space. This charge is dependent upon the type of customer designated equipment. This charge applies for each 20 Amp increment of power.

(B) Nonrecurring Charges

Nonrecurring charges are one-time charges that apply for specific work activity. The types of nonrecurring charges that apply for EIS are those listed below.

(1) Conversion Fee

The Conversion Fee of \$2,500 is associated with the work performed to convert existing collocated services to virtual EIS arrangements where no changes in customer designated termination equipment or facilities or Telephone Company provided equipment and facilities are required. The customer may request multiple wire centers or access tandems to be converted on one order. The Conversion Fee applies per order in lieu of the Engineering/Installation Fee.

14. EXPANDED INTERCONNECTION SERVICES**14.8 Rate Regulations (Cont'd)****14.8.1 Types of Rates and Charges (Cont'd)****(B) Nonrecurring Charges (Cont'd)****(2) Cable Pull Charge**

The Cable Pull Charge is associated with the work performed by the Telephone Company associated with the time and materials required to pull and splice, the customer's cable from the manhole to the cage.

This charge applies per wire center or access tandem, per cable terminated.

(3) Engineering/Installation Fee

The Engineering/Installation Fee is associated with work performed by the Telephone Company to determine space requirements, engineer adequate amounts of power to the equipment, ensure adequate fire protection and install customer designated termination equipment. Separate charges apply for the installation of the base unit and each DSO, DS1 or DS3 card.

(4) Training

The training charge is associated with the costs incurred by the Telephone Company to train Telephone Company personnel on equipment that the Telephone Company does not use in normal operations within the requested central office for the provision of virtual EIS. This charged is developed on an Individual Case Basis.

(5) Power Equipment Installation

The Power Equipment Installation Charge is associated with equipment used by the Telephone Company to provide the power supply for virtual EIS arrangements. This charge applies for each 20 Amp increment of power installed.

14.8.2 Minimum Periods

- (A)** The Minimum Period applicable to monthly EIS rate elements specified is six months.
- (B)** When EIS is discontinued prior to the expiration of the Minimum Period, charges are applicable for the remaining month(s) and/or fraction thereof of the Minimum Period.

14. EXPANDED INTERCONNECTION SERVICES**14.9 Virtual EIS Rates and Charges****14.9.1 Cable Space and Cable Pull**

<u>Wire Center</u>	<u>Monthly Charge</u>	<u>Nonrecurring Charge</u>
	<u>Per Cable Cable Space</u>	<u>Per Cable Cable Pull</u>
Denton-Main 309 W Oak Denton	\$37.55	\$1,127.00
Irving-East 1130 E Pioneer Irving	\$90.77	\$1,180.00
Irving-Main 210 S Main Irving	\$40.62	\$1,117.00
Irving-North 330 Phelps Irving	\$29.42	\$1,026.00
Irving-Southwest Rock Island Irving	\$31.10	\$1,036.00
Irving-Walnut Hill 2150 Westridge Irving	\$34.41	\$1,063.00

14. EXPANDED INTERCONNECTION SERVICES**14.9 Virtual EIS Rates and Charges (Cont'd)****14.9.1 Cable Space and Cable Power (Cont'd)**

<u>Wire Center</u>	<u>Monthly Charge</u> Per Cable Cable Space	<u>Nonrecurring Charge</u> Per Cable Cable Pull
Irving-West 3500 N Beltline Rd Irving	\$35.74	\$1,069.00
Irving-Woodbine Esters Blvd. Irving	\$67.66	\$1,150.00
Plano-Main 1508 Avenue K Plano	\$15.55	\$1,027.00
Plano-NW (EDS) 5500 Tennyson Pkwy Plano	\$52.56	\$1,135.00
Plano-West 2918 Coit Rd Plano	\$41.56	\$1,085.00

f

14. EXPANDED INTERCONNECTION SERVICES**14.9 Virtual EIS Rates and Charges (Cont'd)****14.9.2 Equipment Charges**

	<u>Monthly Rate</u>	<u>Nonrecurring Charge</u>
Power Equipment, per 20 Amps of Power	\$194.75	\$1,746.20
Maintenance, per termination	\$198.42	
Engineering/Installation Fee, per base module		
90 Mbps	\$3,710.28	
OC3		\$4,315.32
OC12		\$4,920.36
OC48		\$6,358.80
Engineering/Installation Fee, per card installed		
90 Mbps DS1		\$234.60
DS3	\$484.62	
OC3 DS1		\$234.60
DS3	\$484.62	
OC12 DS3		\$484.62
OC48 DS3		\$484.62
NGDLC DSO		\$117.30
DS1		\$234.60
DS3		\$484.62
Training per wire center		ICB